

ARCHITECTURAL RECORD

Business Design Engineering
A McGraw-Hill Publication, Seven Dollars
July 1988

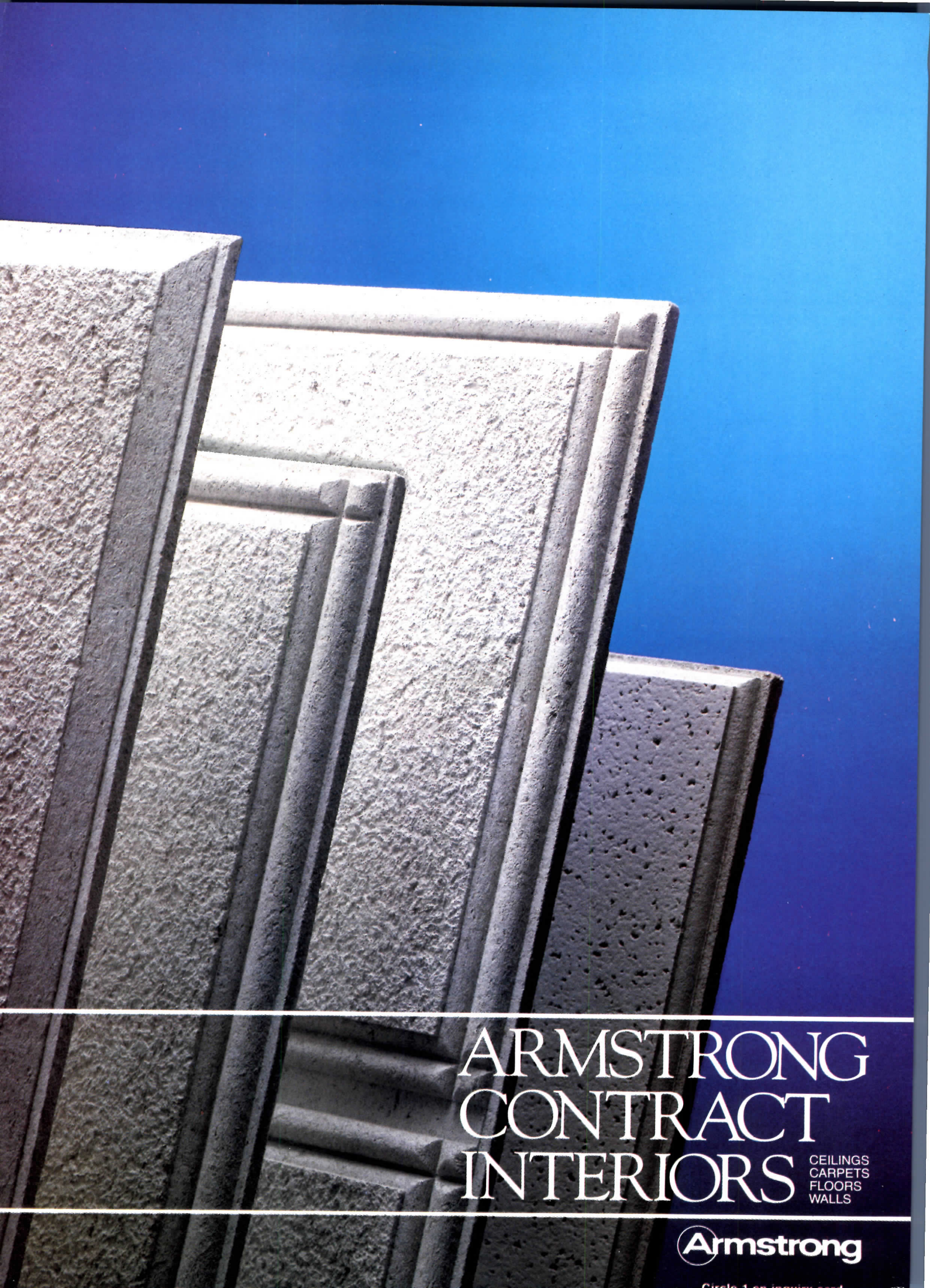




The image shows a close-up of several stacked ceiling tiles. The tiles have a textured, fibrous surface. The top edge of the top tile is stepped, while the edge of the tile below it is chamfered. The tiles are stacked in a way that shows the different edge profiles. The background is a dark, solid color.

CEILING EDGES

Stepped, chamfered, beaded, and bull-nosed. All in 2' x 2'
regular lay-in. For our brochure, call 1 800 233-3823
and ask for Ceiling Edges.



ARMSTRONG CONTRACT INTERIORS

CEILINGS
CARPETS
FLOORS
WALLS

 **Armstrong**

Circle 1 on inquiry card



CUSTOM CEILINGS

New 2' x 2' Syllables® ceiling system. Seven systems available. Each offers unlimited custom opportunities. For our brochure, call 1 800 233-3823 and ask for Custom Ceilings.

Telephone: 919-294-1443

2339 26



CUSTOM BOOK BINDERY

TYPE OR PRINT CLEARLY

NAME

HENRY JOHNSTON

ADDRESS

3967 C MARKET ST

CITY

WILMINGTON

STATE

NC

ZIP

28403

PHONE

(919)-763-5739

BINDING STYLES

- CUSTOM JOURNALS INDEX Front Back
- Bind title page/contents front
- ADVERTISEMENTS ▶ REMOVED BOUND IN
- COVERS ▶ REMOVED BOUND IN
- BOOK/PAPER BACK THESIS
- FRONT LETTERING HAND BIBLE FAMILY BIBLE

PREVIOUS BOUND BY

CUSTOM BOOK BINDERY

NEW BINDING

FOR CUSTOM BOOK BINDERY

MATERIAL COLOR NO.

990

LETTERING COLOR

GOLD WHITE BLACK

SPINE LETTERING

TITLE

ARCHITECTURAL
RECORD

1988



VOL. NO.(S)

MONTHS:

12

YEAR:

1988

AUTHOR:

PERSONAL IMPRINT:

BINDERY COPY BINDERY COPY CUSTOMER COPY

White Canary Pink

CONTRACT INTERIORS

CEILINGS
CARPETS
FLOORS
WALLS

Belatedly I've seen in your March issue a photo of the model of the hotels designed by Michael Graves for Walt Disney World [ARCHITECTURAL RECORD, March 1988, page 59]. I wonder what term future architectural historians will utilize for this stylistic expression: American kitsch?

On the other hand, perhaps the setting is appropriate. The metaphor Mickey Mouse regrettably applies to a lot of architectural design we see today. In this case, it is in the right place.

When will we stop creating architectural trivia?
*German T. Sonntag, ASID
Santa Monica, California*

Correction

Since in two of the art projects shown in your May issue [ARCHITECTURAL RECORD, May 1988, page 40], the developers as clients were highly supportive of the creative process, I would like to see them given credit. Savage/Fogarty Companies developed Transpotomac Canal Center, the office complex in Alexandria, Virginia, where artists Anne and Patrick Poirier collaborated with M. Paul Friedberg. Rouse and Associates, in compliance with the Redevelopment Authority of the City of Philadelphia Fine Arts Program, placed Giuseppe Penone's art in the Sheraton Society Hill Hotel.

*Joyce P. Schwartz, President
Joyce Pomeroy Schwartz, Ltd.
Works of Art for Public Spaces
New York City*

Through July 31

The Experimental Tradition: Twenty-Five Years of American Architectural Competitions, 1960-1985, a major exhibit of 10 contemporary competitions, organized by the Architectural League of New York and curated by Helene Lipstadt; at the National Academy of Design, New York City.

Through August

Sheet Metal Craftsmanship: Progress in Building, an exhibition of tools and structures, designed by architect Frank Gehry; National Building Museum, Washington, D. C.

Through August 26

Scandinavian Child: Designs from Norway, Sweden, and Finland, an exhibit of children's furniture; at Childesign, IDCNY Center One, Long Island City, N. Y.

Through August 31

A retrospective exhibit of the community and retail planning developments of James W. Rouse; at the National Building Museum, Washington, D. C.

Through September 18

The Outdoor Chair, with more than 30 original chairs designed by architects and related professions displayed in the museum's garden, where "visitors will be invited to sit in them"; Cooper-Hewitt Museum, New York City.

July 11 through September 25

Creating the Federal City, an exhibit of paintings, maps, and other artifacts; at the Octagon, Washington, D. C.

July 14 through October 2

The Architecture of Frank Gehry, an exhibition of drawings, photographs, and models of the architect's work; at the Whitney Museum of American Art, New York City.

July 17 through August 1

"Explorations into Sacred Architecture: 2000 Years of

Living/Ancient American Indian Culture," design studio and seminar, sponsored by the School of Architecture and Landscape Design, the University of Minnesota and the College of Architecture and Urban Planning, the University of Washington; in Santa Fe, N. M. For information: Edward Mazria, AIA, The Santa Fe Academy, P. O. Box 8380, Santa Fe, N. M. 87504 (505/988-5309).

July 30

"Mastering Stone: Craftsmanship and Technology in the Architecture of the Middle Ages and Today," a stoneyard symposium and tour of the Cathedral of St. John the Divine, New York City. For information: Amy Galanos, The Cathedral of St. John the Divine, 1047 Amsterdam Ave., New York, N. Y. 10025 (212/316-7455).

August 3-6

"Design Independence: Shaping the Future," national conference of the American Institute of Interior Designers, with an international exposition; in Washington, D. C. For information: ASID, 1430 Broadway, New York, N. Y. 10018 (212/944-9220).

August 7-11

AIC Symposium 1988, "Colour in environmental design," organized by the Association Internationale de la Couleur; in Winterthur, Switzerland. For information: Werner Spillmann, Colour Course Centre, Winterthur Polytechnique, Department of Architecture, 8401 Winterthur, Switzerland.

August 24-27

WORLDESIGN88/NEW YORK, conference and exhibit of the Industrial Designers Society of America; in New York City. For information: IDSA, 1142-E Walker Rd., Great Falls, Va. 22066 (703/759-0100).

ARCHITECTURAL RECORD (Combined with AMERICAN ARCHITECT, and WESTERN ARCHITECT AND ENGINEER) (ISSN0003-858X) July 1988, Vol. 176, No. 8. Title® reg. in U.S. Patent Office, copyright © 1988 by McGraw-Hill, Inc. All rights reserved. Indexed in Reader's Guide to Periodical Literature, Art Index, Applied Science and Technology Index, Engineering Index, The Architectural Index and the Architectural Periodicals Index.

Every possible effort will be made to return material submitted for possible publication (if accompanied by stamped, addressed envelope), but the editors and the corporation will not be responsible for loss or damage.

Executive, Editorial, Circulation and Advertising Offices: 1221 Avenue of the Americas, New York, NY 10020.

Officers of McGraw-Hill Information Systems Company: President: Richard B. Miller. Executive Vice Presidents: Rick Jannott, Construction Information Group; Russell C. White, Computers and Communications Information Group; J. Thomas Ryan, Marketing and International. Group Vice Presidents: Frank A. Shinal, F. W. Dodge Group; Peter B. McCuen, Sweet's Group. Vice President-Group Publisher: Ted R. Meredith, Construction Magazines. Senior Vice President-Publisher: David J. McGrath, ENR. Vice Presidents: Robert D. Daleo, Controller; Fred O. Jensen, Planning and Development; Michael J. Koeller, Human Resources; Julia Lenard, Systems Planning and Technology; Colin B. Ungaro, Editorial.

Officers of McGraw-Hill, Inc.: Joseph L. Dionne, Chairman, President and Chief Executive Officer; Robert N. Landes, Executive Vice President, General Counsel and Secretary; Walter D. Serwatka, Executive Vice President, Chief Financial Officer; Shel F. Asen, Senior Vice President, Manufacturing; Robert J. Bahash, Senior Vice President, Finance and Manufacturing; Frank D. Penglase, Senior Vice President, Treasury Operations; Ralph R. Schulz, Senior Vice President, Editorial; George R. Elsing, Vice President, Circulation.

Associated Services/McGraw-Hill Information Systems Co.: Sweet's Catalog Files (General Building, Engineering, Industrial Construction and Renovation, Light Residential Construction, Interiors), Dodge Building Cost Services, Dodge Reports and Bulletins, Dodge/SCAN Microfilm Systems, Dodge Management Control Service, Dodge Construction Statistics, Dodge regional construction newspapers (Chicago, Denver, Los Angeles, San Francisco).

Subscription rates for personnel of Architectural, Engineering, Interior Design, Design and other directly related firms and students thereof, are as follows: U.S. and U.S. Possessions \$39.00; Canada \$39.00; all other countries \$125.00. Single copy price for Domestic and Canadian: \$7.00; for Foreign: \$12.00.

Change of Address: Forward changes of address or service letters to Fulfillment Manager, ARCHITECTURAL RECORD, P.O. Box 2025, Mahopac, NY 10541. Provide both old and new address; include zip code; if possible attach issue address label.

Guarantee: Publisher agrees to refund that part of subscription price applying to unfiled part of subscription if service is unsatisfactory.

Copyright and Reprinting: Title® reg. in U.S. Patent Office. Copyright © 1988 by McGraw-Hill, Inc. All rights reserved. Where necessary, permission is granted by the copyright owner for libraries and others registered with the Copyright Clearance Center (CCC) to photocopy any article herein for the base fee of \$1.50 per copy of the article plus 10 cents per page. Payment should be sent directly to the CCC, 21 Congress Street, Salem, MA 01970. Include code with request: ISSN0003-858X (\$1.50 + .10). Written permission must be secured for any other copying. Write Reprint Manager for such permission at address below, or to obtain quotations on bulk orders.

Subscription List Usage: Advertisers may use our list to mail information to readers. To be excluded from such mailings, subscribers should send a request to: ARCHITECTURAL RECORD, Mailing List Mgr., P.O. Box 555, Hightstown, NJ 08520.

Publication Office: 1221 Avenue of the Americas, New York, NY 10020. ARCHITECTURAL RECORD (ISSN0003-858X) published monthly with additional issues in April and September by McGraw-Hill, Inc. Second-class postage paid at New York, NY and additional mailing offices. Postage paid at Windsor, Ontario, Canada. Registration Number 9617.

Postmaster: Please send address changes to: Fulfillment Manager, ARCHITECTURAL RECORD, P.O. Box 2025, Mahopac, NY 10541. THIS ISSUE is published in national and separate editions. Additional pages or separate editions numbered or allowed for as follows: Eastern Section 32Ea through 32Eb. Western Section 32Wa through 32Wb.

BLACK MAGIC.



Whether you drench our Tilche™ pedestal lavatory in it, submerge it under a sea of bubbles in our whirlpool or put it on any piece in any of our suites, black is magic.

But the real secret to this trick is doing every one of the fixtures in black. All of a sudden, you'll realize an ordinary space has taken on a certain drama it's never had before.

The American Standard black. It's anything but basic.

To find out how successful our products can be for you, see your local American Standard wholesaler or call 1-800-821-7700 (ext. 4023) for your local showroom.

For our Luxury Products Brochures, write to American Standard, Department TRA, P.O. Box 6820, Piscataway, NJ 08855-6820.

*American
Standard*
PURE LUXURY

Ruswin products are the talk of the industry.

"Ruswin is my first choice when I want both the security and beauty today's market demands."

Arvil Thompson
Director of Physical Plant
Berry College
Mt. Berry, GA

"When I need a problem solved, I turn to Ruswin's distributor network. They really come through."

Gary Bertish
Lowe Development Corp.
Los Angeles, CA

"Only Ruswin offers product attributes that have the customer in mind. Easy installation, little or no maintenance."

Ralph Murphy
Kilroy Industries
Los Angeles, CA

"Only Ruswin offers me a specifying guide. It makes my job a lot easier."

William F. Kiel, CSI, CCS
Chicago, IL

And for good reason. In fact, for many good reasons. More and more architects, contractors and builders across the country are turning to Ruswin for beautiful, well engineered door hardware.

Whether it's the time-tested Uniloc, the state-of-the-art Security Bolt, or the rugged, new 3400 Series Cylindrical Lock, we supply you with the products and the tools—our one-of-a-kind Specifying Manual—to make your job go more smoothly.

After all, the only way to be the talk of the industry is to listen to your needs. We'd like to hear yours. Call us at 1-203-225-7411 or write to Emhart Ruswin, Ruswin Division, 225 Episcopal Road, Berlin, Connecticut 06037-0503. And let's talk. 

RUSWIN

EMHART RUSWIN



Editor
Mildred F. Schmertz, FAIA

Managing editor
Carolyn De Witt Koenig

Executive editor
Douglas Brenner

Senior editors
Herbert L. Smith, Jr., FAIA
Grace M. Anderson
Margaret F. Gaskie
Paul M. Sachner
Charles K. Hoyt, AIA
Darl Rastorfer
Deborah K. Dietsch

Associate editors
Karen D. Stein
James S. Russell, AIA

Assistant editor
Joan F. Blatterman, new products

Design director
Alberto Bucchianeri
Anna Egger-Schlesinger, senior associate
Muriel Cuttrell, illustration
J. Dyck Fledderus, illustration

Design consultant
Massimo Vignelli

Editorial production manager
Annette K. Netburn

Editorial consultants
George A. Christie, Jr.
Jonathan Barnett, FAIA, AICP

McGraw-Hill World News
Peter Gall, director

Group circulation director
Richard H. Di Vecchio

Circulation manager
Phyllis Josselson

Director of business and production
Joseph R. Wunk

Director of marketing
Camille H. Padula

Assistant to publisher
Elizabeth Hayman

Associate publisher
Roscoe C. Smith III

Publisher
Ted R. Meredith

Inquiries and submissions of work for publication may be addressed to any editor, though the editors listed below have a special responsibility for the subject areas named:

Deborah K. Dietsch, houses
Karen D. Stein, interior design
James S. Russell, design news and competitions
Charles K. Hoyt, business
Herbert L. Smith, architectural education
Darl Rastorfer, engineering
Joan F. Blatterman, new products and product literature

Letters/calendar, 4
 Editorial: Should architects reconsider their methods of practice?, 9

Business

News: The AIA goes back to its roots—The 1988 convention, 33
 Computers: Systems show grows and matures with the profession's involvement, 37
 Finance: Fanny Mae is 50, 41

Design

News, 49
 Design awards/competitions, 60
 Observations/books, 65

In this issue, 79

Musashi-kyuryo Country Clubhouse, Saitama Prefecture, Japan, 80
Arata Isozaki & Associates, Architects

Dolben Library, Northfield Mount Hermon School, Northfield, Massachusetts, 90
Architectural Resources Cambridge, Architects

Bergdorf Goodman Fifth Avenue Windows, New York City, 96

Building Types Study 655: Speculative office buildings, 98
An examination of three American cities currently being transformed by speculative office development, with photographs of recently completed and proposed projects.

Engineering

Brushing up on history, 112
Paint in the service of restoration and interpretive redesign

Details underfoot, 118
Greatly increased use of ceramic flooring products, especially in commercial spaces, underscores the importance of doing the job right the first time to prevent future problems.

New products: A/E/C/ Systems, 122

New products, 133
 Product literature, 135
 Manufacturer sources, 155
 Classified advertising, 155
 Advertising index, 172
 Reader service card, 175

Cover:
Musashi-kyuryo Country Clubhouse, Saitama Prefecture, Japan
Arata Isozaki & Associates, Architects
Photographer: ©Masao Arai, Japan Architect

How to avoid getting PO'd.



Kimball casegoods and seating and Artec office systems all come from the same company. • Which means, when you order, you deal with only one source. You make only one phone call. Get used to only one billing procedure. • One everything. For 14 lines of casegoods (with desks ranging from \$655 to \$12,000), 17 lines of seating and an unlimited choice of office systems. • Which is one convenient way to create an exceptional office — from executive to reception areas — that's compatible. And one way to keep from getting lost in a stack of purchase orders.

KIMBALL  **ARTEC**
THE CHOICE THAT WORKS.

DIVISIONS OF KIMBALL INTERNATIONAL, JASPER, IN 812-482-1600

Circle 5 on inquiry card

Should architects reconsider their methods of practice?

One of the advantages of being editor of RECORD is being the first to see the best of the new architectural books sent in for review. Most get passed on promptly to the book review editor, but now and again one turns up that I don't part with so readily, a book that rewards a quick browse with the message that a thorough read is not an option, but a must. *Architectural Practice, a Critical View* by sociologist Robert Gutman, published this year by the Princeton Architectural Press, is such a book. In his introduction, the author promises that his architect readers will be led to question "their values, self-conceptions, and methods of practice." Gutman asserts that the professional experience of architecture is not what it used to be. Architects, he alleges, in disregard of the new realities, present themselves and their practices to colleagues, clients, students, and the public in outmoded or anachronistic ways.

Gutman's principal objective in writing the book was to deal with the fact that "the unreality of the espoused view of the world of practice is perpetuated by the profession itself, by the schools, and to some extent by the architectural press, and these distortions make it more difficult for architects to deal creatively and constructively with the problems which the profession faces." His extensive well-documented research, and the conclusions he draws from it, should help the profession free itself from long-held but inappropriate attitudes and beliefs.

The trends creating a new context for the architectural profession each receive a chapter. They include: (1) the expanding demand for architectural services, (2) changes in the structure of the demand, (3) the oversupply, or potential oversupply, of entrants into the profession, (4) the increased size and complexity of buildings, (5) the consolidation and professionalization of the construction industry, (6) the greater rationality and sophistication of client organizations, (7) the more intense competition between architects and other professionals, (8) the greater competition within the profession, (9) the continuing economic difficulties of practice, and (10) changing expectations of architecture held by the public.

Gutman makes it plain that the profession must substantially remake itself to handle successfully this set of contradictory opportunities and constraints, which have "transformed the system of building production, the methods through which clients choose architects, the roles assigned to architects in the building process, and the standards according to which the merits of buildings are judged and architects and their firms evaluated." He proposes that the profession meet five major challenges: "Challenge I. The need to match the demand for practitioners to the supply of architects, and to adjust the number of architects to the potential demand for their services. Challenge II. The need to develop a philosophy of practice that is consistent but that also corresponds to the expectations, requirements, and demands of the building industry. Challenge III. The need to maintain a secure hold on the market for services, in a period when the competition from other professions is increasing. Challenge IV. The need to find ways to maintain profitability and solvency when the costs of running a design firm are steadily increasing. Challenge V. The need to have a competent organization exhibiting high morale and motivated to produce good work."

The author effectively demonstrates that these challenges cannot be achieved by the profession acting alone. He concludes with a call for joint programs at a scope and scale that would include not only architects but all the other players in the game of architecture and building—clients, users, builders, manufacturers, other design professionals, government officials, and financiers. Only by this means, he argues, can the architectural profession formulate policies that will ensure its independent future. An urgent and timely book. *M. F. S.*

FOR FREEDOM OF EXPRESSION

THE MANY FACES



Crocker Center, Boca Raton, FL
Architect: Cooper Carry & Associates

THE CROCKER CENTER
TOWER I
5200

OF DRYVIT®



We're OUTSULATION®

Dryvit's premier classic exterior insulation and finish system has always offered the designer unlimited aesthetic opportunities. Now Dryvit offers limitless color selection. The 4-component Dryvit Outsulation System has proved itself in over 70,000 projects in North America — from high rises to private residences, new and retrofit.

We're EXSULATION™

A superior quality one-step exterior insulation and finish system based on mechanically fastened Owens-Corning Glas-Lath® with flexible finish options. It is ideal for walls and soffits, for new construction and retrofit; and it can be installed over a wide spectrum of substrates.

We're ULTRALATION®

A super-tough mechanically fastened exterior insulation and finish system compatible with a wide range of insulation boards and substrates. Extremely rugged Ultralation offers high energy efficiency as well as versatile finish options.

Insist on the Dryvit Difference.

These three versatile Dryvit systems may be used individually and in combination for outstanding performance on both new and retrofit construction. Rely on Dryvit, the leader in technology and innovation. Dryvit offers a history of quality and performance, as well as unparalleled technical and customer service at every stage of construction. Add to this Dryvit's superior chemistry, including **100% ACRYLIC POLYMERS**, and you know why Dryvit **is** the leader.



Nearly 200 design details, drawn for use on AutoCAD®, are also available in a comprehensive, two-volume technical presentation, **Designing with Dryvit**.

Call or write for product information
or for assistance on specific projects.

800-4-DRYVIT

Dryvit Systems, Inc.
Headquarters
P.O. Box 1014
One Energy Way
West Warwick, RI 02893

Glas-Lath is a registered trademark of
Owens-Corning Fiberglas® Corporation.

AutoCAD is a registered trademark of Autodesk, Inc.



**Sizzling color—
dazzling design
These are fountains
destined to shine!**

Introducing the Haws Fashion Plates Collection

Take a walk on the wild side. Indulge in a little fantasy. Dabble in the exotic. Haws' new high-fashion models have great personalities, whether you like boldness or charm, polish or playfulness.

There are alluring shapes that will steal your heart... and hues that will snatch your breath away.



These are drinking fountains and electric water coolers that can hold their own indoors and out—from the most formal concert hall to the most friendly park walk. If only space permitted, we'd show off the entire collection's drama, depth and delight.

Only Haws could offer such a beautiful partnership of beauty and brains.

Preview our complete Fashion Plates Collection, with our compliments. Call or write today for a free copy of our Fashion Plates Portfolio, including 17 water coolers and drinking fountains designed for excitement.



Circle 8 on inquiry card



INTRODUCING THE

*Fashion Plates*TM

COLLECTION



TRUSSWALL

T H E . S H A P E S . O F T H I N G S . T O . C O M E

Trusswall from Kawneer introduces the rounded look to the high span entrance. Trusswall spans the clear story entrance area with the structural strength and the desirable aesthetic appeal of the rounded mullion. Formed by circular extruded aluminum chords connected by a separating web that adds stability, strength, and variety, Trusswall becomes a real design alternative.

There are two sides to every story.

On the outside, Trusswall presents a number of faces. One is the innovative circular cover for the sculpted look. Another is the more austere approach, silicone glazing, for an uninterrupted line. And the rectangular cover presents a third more traditional light.

On the inside, Trusswall offers a customization limited only to the imagination. The two-piece construction allows the exterior finish to mix or mate with the building exterior while the interior chords can complement the interior attitudes. The color palette of Fluropon® finishes suggests even more design alternatives.

With four web options to choose from, design flexibility increases. The choices are offered. The choices are yours.



But while the design options offer flexibility, the integrity of the structure remains inflexible. A thermal break, and the flexibility of either 1/4" or 1" glass attest to Trusswall being ready and willing to take on nature's harshest elements.

Trusswall. Further evidence of Kawneer's commitment to space.


Kawneer
THE DESIGNER'S ELEMENT.



For product information on Trusswall contact:
Kawneer Company, Inc. Department C
Technology Park—Atlanta 555 Guthridge Court Norcross, GA 30092

Circle 9 on inquiry card

When your name is on the line...



here's how intumescent Fire Barrier products can keep you from getting burned

Weighty responsibilities come with your signature. Responsibilities to yourself and your reputation—and for the safety and well-being of building occupants.

With the industry's broadest range of UL Fire-Stop Classifications, 3M Brand Fire Barrier products can make a big difference in protecting life, property—and your reputation. Which is why you should always insist on 3M materials for fire and smoke seal cable trays, conduit, and metal, insulated, or plastic pipes.



Expanding up to 10 times original volume when exposed to heat or flame, intumescent Fire Barrier products form a high strength insulating char that retains fire wall/floor integrity by filling any voids left by materials consumed in the fire.


As applied, they restrict the spread of smoke, toxic gas and water.



Intumescent Fire Barrier products are the only practical UL Classified method for fire-stopping plastic pipe penetrations.

You can reduce installed cost because often just one-half inch of Fire Barrier Caulk meets ASTM, Model Building Codes, Factory Mutual and UL 2-hour requirements. And one inch of Caulk or a single composite sheet meets 3-hour requirements

Send for your free booklet, "Questions and Answers about Fire-Stops," and complete 3M Brand Fire Barrier product specification approvals. Write: 3M Fire Protection Products, 223-4N-06, 3M Center, St. Paul, MN 55144-1000.



BEFORE YOUR ROOF DOES THIS, CALL 1-800 342-3745

Sooner or later, every roof leaks.

But Owens-Corning can help you avoid the problems a leaky roof can cause.

We start by advising you about the best roofing system for your building.

We make the highest quality materials.

And as the largest roofing manufacturer, we have a system to fit every budget.

We have a network of certified roofing contractors, and independent auditors to make

sure the roof is installed correctly.

And to back all this up, Owens-Corning offers the best guarantees and warranties in the industry — up to 20 years on materials and installation. If repairs are needed, we'll pay all authorized costs — including labor.


So don't wait for your roof to leak, call us today at the number above. Or write C.E.Z. Meeks, Owens-Corning Fiberglas, Fiberglas Tower, Toledo, Ohio 43659.

OWENS/CORNING
FIBERGLAS

© O.-C.F. Corp. 1988

THIS SCHOOL OFFERS AN ADVANCED COURSE IN WINDOW TECHNOLOGY





When they decided to renovate and reopen the 93 year-old elementary school in Telluride, Colorado, they decided to install Marvin Magnum windows.

Smart. Magnums are among the best-performing wood windows in the world. Whether it's positive wind load, negative wind load, air or water infiltration, they'll handle all the weather the Rocky Mountains can dish out.

Because we make windows to order, we could incorporate Magnum performance features into historically accurate replicas. At the same time, we could include custom features such as a special brick mold casing and a durable polycron exterior finish.

Our made-to-order approach meant our windows fit better. And, working closely with the contractor, we were able to deliver on schedule.

The entire project was a textbook exercise in the benefits of using made-to-order windows in renovation. And when it comes to making windows to order, we wrote the book.

For more information, call us toll-free at 1-800-328-0268 (in Minnesota, dial 1-612-854-1464; in Canada, 1-800-263-6161). Or just write Marvin Windows, 8043 24th Avenue South, Minneapolis, MN 55425.

**MARVIN WINDOWS
ARE MADE TO ORDER.**



The beauty of Corian[®] is not
but to your



limited to the kitchen and bath, imagination.




U.S. Post Office Station E, Chicago, Illinois
Interior design by Loebel Schlossman and Hackl



The Inn at Morro Bay, Morro Bay, California
Designed by Mabel Shults & Associates



Conference Table, Bayswater, Western Australia
Designed by Christou and Vuko



Sun Piazza Aquarium, Japan
Designed by Kodo Neriko

There's one solid surface product so extraordinary that it's even used by artists and sculptors.

It's CORIAN—made only by DuPont.

CORIAN can be carved like stone and worked like fine hardwood for total design flexibility. And your work can be ageless, because CORIAN has the elegance of marble, the permanence of stone yet is far more practical.

That's why you'll find CORIAN in hotels, offices, banks, hospitals, food service facilities and university housing.

And now, in addition to the classic CORIAN colors, there's the natural stone look of new Sierra, first in the CORIAN Designer Collection.

A 10-YEAR WARRANTY. ONLY FROM DUPONT.

CORIAN is the only solid surface product proven in commercial applications for over 15 years. It holds up so well that DuPont confidently backs CORIAN with an unprecedented 10-year limited warranty. Nothing compares with it in the solid surface category.

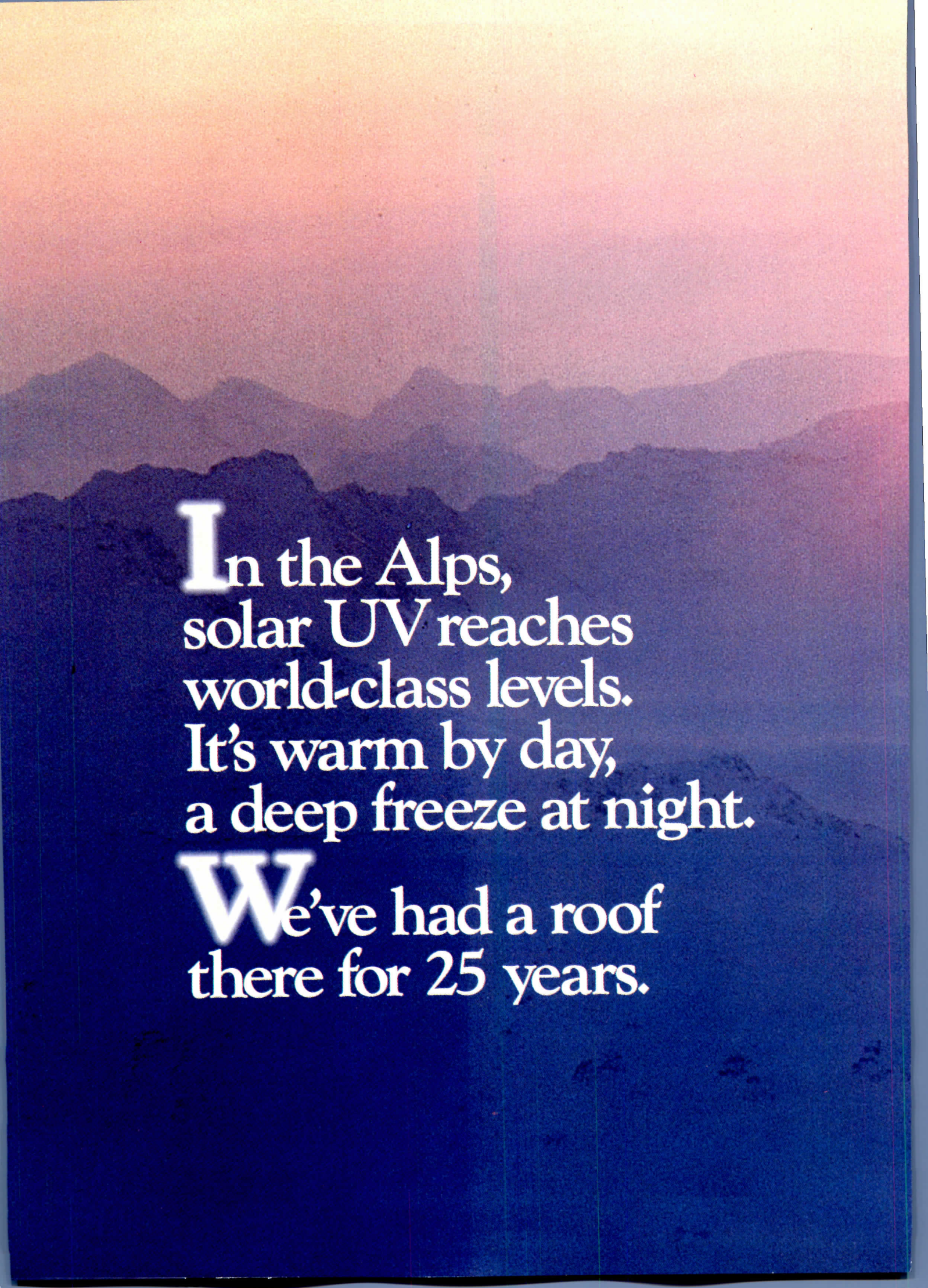
So to make a lasting impression—remember CORIAN. It stands up beautifully, even to the rigors of public use.

Let the artist in you come out. For free literature about designing with CORIAN, write to DuPont CORIAN, Room G-50810 Wilmington, DE 19801. **Circle 13 on inquiry card**

CORIAN


The solid miracle from DuPont.



A scenic view of the Alps mountains under a sunset sky, with text overlaid. The sky transitions from a warm orange at the top to a deep blue at the bottom. The mountains are silhouetted against the sky, with the foreground being a dark, deep blue.

In the Alps,
solar UV reaches
world-class levels.
It's warm by day,
a deep freeze at night.

We've had a roof
there for 25 years.



Switzerland can be rough on a roof. Relentless ultraviolet radiation. Thermal shock day in and day out.

And for 25 years our roof on Biel's popular Congress House and Indoor Swimming Pool complex has been performing successfully.

To document this performance, we subjected samples of that veteran roof to a battery of tests.

It was still flexible. Still hot-air weldable. Still watertight. After a quarter of a century of service.

That's why the Sarnafil system, made in the U.S.A., is doing so well in places like Vail, Miami, Boston, and Chicago.

And why Sarnafil should be your next roof.

Check our specs in Sweet's File 07500/SAS (BuyLine 0189).


Give us a call at 1-800-451-2504; in Massachusetts call 1-800-451-2506. Or write to us at 100 Dan Road, Canton Commerce Center, Canton, MA 02021. We'll send you a full-color brochure outlining the four critical areas of roofing decision-making. We will also give you details on how to obtain a free poster of the photo in this ad.

Other roofing systems say they'll last. But how do you really know?


The roof with proof.

 **DUROCK**

**ADD YEARS OF
BEAUTY TO YOUR
CERAMIC TILE
WITH THE NEW**



DUROCK[®]

interior tile backer system



1.

Install strong, lightweight DUROCK Interior Tile Backer Board quickly and easily over wood or steel framing. This versatile cement board attaches readily with DUROCK screws or roofing nails.

2.

Treat joints between boards. Open weave of DUROCK Type P glass fiber tape helps tile-setting mortar or mastic provide a better bond through to the board, reinforcing the joint.

3.

Install ceramic tile with either DUROCK Latex Fortified Mortar OR DUROCK Type I Ceramic Tile Mastic, as you prefer. Each of these high performance systems assures optimum results when used as recommended.

New reinforced edge
for superior joints!

DUROCK Interior Tile Backer Board has been tested and shown to resist deterioration for a period of 20 to 25 years. You can be assured that your bath or floor will retain its lasting beauty when you protect it with the DUROCK Tile-Setting System. Write to **United States Gypsum Company** or **Durabond Professional Products**, DAP Inc., 101 S. Wacker Dr., Chicago, IL 60606-4385, Dept. AR788




© 1988 United States Gypsum Company

Thermo-Set

The versatile outside glazing system from United States Aluminum Corporation

Features Include:

- Thermally Isolated.
- Shear block or screw spline joinery.
- Rigid vinyl internal flashing for intermediate horizontals.
- Framing depth combinations may vary from 1 $\frac{3}{4}$ " x 2 $\frac{1}{2}$ " up to 1 $\frac{3}{4}$ " x 8 $\frac{5}{8}$ " to meet wide range of windload and esthetic conditions.
- Exterior snap-on face members may be different finish than interior sections for esthetics and economy.
- Certified test reports for water, air, and thermal performance.
- Straight in glazing for labor savings.
- Accommodates glazing infills for $\frac{1}{4}$ ", $\frac{3}{8}$ ", and 1" insulated glass.
- Available in clear, bronze or black anodized finish or custom painted to architect's specification. See us in Sweets 08400/UMV



Shipped worldwide, the quality products of United States Aluminum can be seen in many of today's progressive structures.

United States Aluminum Corporation has been an industry leader for more than twenty-five years.

Our superior connector combines the strength of steel with the thermal barrier properties of Nylon XPN-1378. Not only are the face members easily snapped on for efficient glazing, but deglazing is also simply accomplished. The deglazed connectors are reusable for reglazing.

U.S. Patent No. 4117640



For complete information call 1 (800) 527-6440, in Texas call 1 (800) 442-3247, or write:

United States Aluminum Corporation

Manufacturing Facilities

3663 Bandini Blvd.
Vernon, California 90023
Telephone (213) 268-4230

200 Singleton Drive
Waxahachie, Texas 75165
Telephone (214) 937-9651
or (214) 299-5397 metro

6969 West 73rd Street
Chicago, Illinois 60638
Telephone (312) 458-9070

720 Cel-River Road
Rock Hill, South Carolina 29730
Telephone (803) 366-8326





There's not much that's typical about this office building.

Except, maybe, the relentlessly red Pella Windows.

The owner wanted an alternative to the typical office building around Tucson.

The architect said that playfulness had been left out of today's architecture.

And from the beginning, Pella's custom color was the logical choice for carrying out the design.

Needless to say, this 70,000 square foot office building stands out in a neighborhood of predictably severe granite and glass offices. Williams Center features rounded corners, the playful juxtaposition of unusual shapes, and a dashing color scheme of red and white. You can't miss it.

In fact, the main entrance is easily recognized. It's under what appears to be a giant red metal water slide. Inside, however, the mood changes. Visitors and tenants reach their offices after passing through a charming courtyard with waterfall, meandering pool, lush vegetation, waterside seating, and contemporary sculpture.

The building's shape is the logical outgrowth of a desire to give all tenants a sense of place, regardless of how much or how little space they have. Small tenants aren't stuck with just a carved out portion of a rectangle. Here, tenants can even choose spaces with higher ceilings, or two-story spaces.

About those red windows.

It actually started with the red metal roof. Pella's custom color department scientifically matched the roof manufacturer's color, and applied it to the windows and trim. And, to be sure that the doors matched perfectly, even supplied the paint for the metal door manufacturer.

Pella's custom color capabilities are unlimited. You may choose the most unusual color in the known world, and putting it on a Pella Window will just be typically Pella. Plus, it's a super tough enamel finish that resists

cracking, fading, chipping, and all sorts of plagues due to exposure. Yet, for all this protection on the outside, all you see on the inside is solid wood, ready to stain or paint.

The Pella Type E Slimshade.[®] For the sake of appearances and energy savings.

All windows feature the insulating efficiency of the Pella Double Glazing System with adjustable Type E Slimshade[®] blinds between the panes of glass. This gives an attractive, consistent appearance to windows from the outside, and the convenience of built-in blinds from the inside.

For the owner, it also means low maintenance because the blinds are protected from dust and damage by the removable inner glass panel.

Energy saving, too. The low E coating on the blinds is highly effective at reflecting radiant heat back outside, which saves on air conditioning inside. And Pella's low air infiltration means energy dollars won't be lost.

For more information on Pella products for commercial projects, contact your local Pella distributor. Look for Pella in the Yellow Pages under "Windows," call Sweet's BUYLINE, or see Sweet's General Building File. Or simply return this coupon.

Please send me more information on Pella Clad products for commercial projects.

Name _____

Firm _____

Address _____

City _____

State _____ Zip _____

Phone _____


Mail to: Pella Windows and Doors Commercial Division, Dept. T31G8, 100 Main Street, Pella, IA 50219. Also available throughout Canada.
© 1988 Rolscreen Company.

Bring your designs to Pella.

Williams Center
Tucson, AZ
Architect
John Campisano & Associates
Tucson, AZ
Owner
Shull/Jones Builders, Inc.
Tucson, AZ



D U P O N T



A N T R O N[®]



EVEN UNDER THE HARSHTEST CONDITIONS DUPONT ANTRON[®] THRIVES.

Whatever the problems your interior environment poses, DuPont Antron can weather them all. DuPont Antron nylon is specifically designed for tough conditions. It gives the best protection against crushing and matting. And it handles soil and stains like no other carpet fiber can.

What's more, Antron handles all your design needs, too. By offering the widest range of colors, textures, and styles, Antron can help you find precisely what you want.

Maybe that's why so many architects and designers put their trust in Antron. And why they've made Antron the number one specified carpet fiber in the country.

Find out more about the DuPont Antron family of fibers in the DuPont Antron Specifiers Guide. For your free copy, call 1-800-448-9835.

THE ANSWERS COME EASY WITH ANTRON[®]



Circle 18 on inquiry card



Trial by fire.

When the Edmonton Law Courts wanted a fire-retardant panel for their expansion project, the decision was in favor of Duraflake® FR. The Class I fire-rated particleboard that's gone through trial after trial.

It has a UL flame spread rating of 20. And a smoke developed rating of 25. Plus it's stable and won't bleed chemicals. Important requirements when laminating fine veneers such as the teak used in Edmonton's courtrooms.

You can order Duraflake FR cut-to-size, or in four- or five-foot wide panels of standard length. Four-foot wide panels are also available up to 18 feet in length. It's even available as a high-pressure laminate panel called DuraDesign® FR, for use in casegoods and furniture.

If you have to meet strict fire codes, call (503) 926-5866 for Duraflake FR. And give it a trial.



 **Duraflake® FR**

Duraflake Division
Willamette Industries, Inc.
Albany, Oregon 97321
(503) 928-3341

Circle 19 on inquiry card

QUALITY ROOFS BY DESIGN
CARLISLE

Unique design considerations make Carlisle's Fully-Adhered Roofing System Max Klein's choice.

"Design A" follows the irregular contours of the roofline — and fits them like a glove.

Call it unique, exciting or striking. When Max Klein, a major plastics housewares products manufacturer decided to build a new corporate headquarters, he resolved it would be unconventional, beautiful and memorable.


Designed by Detroit architect, Harvey Ferrero, the Southfield, Michigan structure is all of these.

The inventive architectural concept is difficult to describe. Its spirals, curves, slopes and angles flow with an irregular but fluid geometry.

And the first-class-plus building required a top-of-the-line roofing system. One flexible enough to follow the intricate geometry of the roofline. A system strong and reliable enough to perform outstandingly under Michigan's rigorous weather conditions. A system that is fully adhered to hold fast for thousands of tomorrow's.

They chose Carlisle's "Design A" Fully-Adhered Roofing System.

Owner, Phil Brodak, Brodak Roofing of Wixom, Michigan observed "The roof has more angles than I've ever seen. It is flat, circular, barrel-shaped and juts in every imaginable direction.



Architect: Harvey Ferrero
Roofing Contractor: Brodak Roofing & Sheet Metal
Carlisle Manufacturer's Representative: Holmes Associates

And because the roof is visible, it had to have a smooth, perfect, solid black surface."

Concluded Brodak, "The Carlisle 'Design A' system is the only roof I know that could perform well under such design considerations. It was the perfect solution. Its fully-adhered roofing system allowed us to go wherever the roof went." Carlisle's roofing membranes include the standard EPDM and a new polyester reinforced EPDM. Both are available in designer colors—basic black Sure-Seal® or the innovative white-on-black Brite-Ply™.


Next time you need a roofing system try a Quality Roof by Design . . . try Carlisle.

Need more information?

Call a Carlisle representative/distributor. Or call Carlisle SynTec Systems toll free at 1-800-233-0551. In Pennsylvania, 1-800-932-4626. In Canada, 1-416-673-5557. Or write Carlisle SynTec Systems, P. O. Box 7000, Carlisle, PA 17013.


CARLISLE
Carlisle SynTec Systems

A linear metal ceiling system unparalleled



New installations are easy because Vista incorporates a standard suspended T-bar grid system.

in ease and beauty



Renovation is easy with a beam adapter that snaps over existing T-bar grid to accommodate Vista beams.

Vista

The Vista parallel beam ceiling system is an innovative way to create a distinctive environment for new installations. Vista also is an economical answer to the updating of any dull, outmoded ceiling. For new installations Vista offers a completely integrated system of lights, air handling, and acoustical insulation. In renovation applications the parallel beam adapters install over any exposed or concealed "T" bar type ceiling system without disruption of components or the need to change existing lighting or air handling systems.

Vista is available in both aluminum and steel and is offered in over 100 attractive colors and reflective finishes. Vista beams are coated to provide a durable and easily maintained surface for either interior or exterior applications.

In both new construction or renovation projects, Vista is the logical choice to dramatize and/or revitalize.




Chicago Metallic Corporation

Chicago 312-563-4600 • Baltimore 301-796-8220 • Los Angeles 213-582-1100

Circle 21 on inquiry card




Freedom Squares Uplight 17" & 22" wide



Elfi Z. Sconce 18" wide



Beetle Sconce 20" wide



Cornellus B. Sconce 14", 18" & 22" wide



Sandy's Favorite Sconce 14", 18" & 22" wide



Winston Uplight 22", 32" & 48" wide



Ulysses Uplight 26" wide



Alexandra Uplight 17" & 22" wide

**Because the
Details Make
the Difference.**

"Details are everything." It's what we believe in and it's why our customers believe in us.

Designed by architect Sandy Littman, the new American Glass Light collections uniquely combine fine detailing with glamorous and classic composition. All fixtures are manufactured to the highest technical standards and most are available in fluorescent.

All of our fixtures are UL listed. Some are even available in up to 3 foot and 4 foot widths.

Using only the finest materials, our products are executed by our own team of engineers and manufactured in our own factories—here in America.

Call for our new and complete catalog, or for an appointment to visit our showroom.

Custom projects are welcome.



A Littman Group Company

Circle 22 on inquiry card

SHOWROOM: 49 West 27th Street, New York, New York 10001 (212) 213-1200

REPRINTS OF ARCHITECTURAL RECORD ARTICLES

Reprints of articles that have appeared in Architectural Record over the past five years are available for use in mailings and presentations. These custom promotion brochures reproduce the article exactly as it appeared in Record—if the article was published in color, the minimum order is 500 copies; if published in black-and-white, the minimum order is 100 copies.

For more information, cost estimates, and help with the layout and design of your reprints, call: Janice Austin 609-426-5494

**ARCHITECTURAL
RECORD**



The 1988 convention: The AIA goes back to its roots

It was the same city on May 15-18, 1988, although the two Richard Upjohns, Leopold Eidlitz, Richard Morris Hunt, and the other nine AIA founders would not have known it. More recognizable to them might be the dilemma which many architects feel they are facing: the need to have greater control over their fate. "We eye the future somewhat cautiously," said president Ted Pappas at the opening session. "We need to maintain and renew the vision and commitment" . . . of 1857.

Keynote speaker Isaac Asimov talked of future habitats underground. More cogent was opinion analyst Louis Harris, who found that what the public expects of architects in the future is more livable cities. He also polled 201 "knowledgeable leaders" to conclude that the major factors influencing the practice will be the urbanization of the suburbs, building rehab, changing demographics, the "information revolution," and competitiveness abroad.

Architects expressed their own concerns, commitments, and visions in resolutions placed before the convention delegates: to push for planned growth and affordable housing, to protect the tropical rain forests, and to commend the U. S. President and the U. S. S. R. General Secretary on their efforts for disarmament.

In all, some 15,000 people showed up for the sessions at the new Jacob K. Javits Convention Center designed by a very visible I. M. Pei (photo, next page) and Partners. And part of the focus was clearly on the city, its artworks and museums as well as its buildings—hence the theme, Art in Architecture.

But beyond that lofty theme were stimulating discussions on design, education, and social issues (text, next page) and sound advice on how architects can keep their business healthy in less-than-certain times.

Emerging markets in an unstable economy

It was a gloomy analogy: "Look at what was built in the '30s," advised architect Stuart Rose of Professional Development Resources, "federal, municipal, and telephone buildings." He recommended use of the *Federal*

has a similar courting procedure in its regional offices—usually to the "director of engineering." Its five-year budget, curtailed in 1988 to get the rate hike, is \$10 billion.

New types of construction on the rise include nursing homes. "Some 200 beds per day are needed in New York State



Stan Ries/Photographer

The host-chapter party, Gotham Gala, was held in the new World Financial Center

Yellow Book (Monitor Publishing Co., Washington, D. C.) to identify the directors of design in the regional GSA offices who, he said, want to be courted. "Make yourself visible." Identify projects before there is an architect in the *Congressional Justification of Budget*. The U. S. Postal Service

winter garden, part of the complex designed by Cesar Pelli in Battery Park City.

alone." Mortuaries now compete and prisons have new mandates to relieve crowding. Both seem recession-proof. Chemical dependency centers are on the rise because insurance will now pay patients' bills. Despite recent contractions, hospitals keep changing; elementary schools will

For the first time in a generation, the American Institute of Architects held its annual convention in New York City where it was founded 131 years ago—and, shortly thereafter, had its first such event.

grow as the Baby Boomers have babies; and small liberal-arts colleges now compete for students with new facilities. No-go's? Churches: attendance is up but contributions are down.

In a seminar, *A Proactive Approach to the Inevitable Turndown*, architect Curtis Fentress said: "There are things that work but you don't want to do them—not insisting on good contracts, cutting discretionary spending, and 'safe' designs, among them." Instead, he and consultant Ellen Flynn-Heapes recommended more marketing.

How the big boys market

A panel moderated by Stuart Rose explored the very different styles of three big design firms. Margo Grant, head of the New York office of M. Arthur Gensler & Associates/Architects, said the firm has no strategic plan and only spends 1 percent of revenues. "All the staff markets—joins client organizations and visits prospects with whom we feel the individual's chemistry will work. Keep materials simple; we tried slick plastic boxes for brochures and then couldn't put them in the mail or a briefcase."

Norman Kurtz of Flack & Kurtz sees engineer presentations to clients (who now demand them along with the architect's) as a new but necessary evil. He has a small marketing department that assists in getting work but has a problem getting his professionals out for the final pitch. "There's a problem with professionalism when you have to keep telling people what a good job you do."

David Dorman of CRSS urged the aggressive approach. The firm spends 7 to 10 percent of revenues on sales, has marketing executives, and steadily expands into new markets (such as Japan) and services (construction).

As Joan Capelin put it at the marketing breakfast: "Marketing has become integrated into the mindset of the profession." *Charles K. Hoyt*

They claim it— We did it.



PC-PRISMA delivers what others are promising: “big system” CAD performance on a PC.

Finally, get the sophistication of a high-end, turnkey CAD system on your personal computer. Big system power on a PC platform. At speeds you've never seen before.

How? With “CAD in a box,” ISICAD's new leading-edge concept in personal workstation technology. An advanced set of 2D, 3D, analysis and data base software, coupled with a portable, ultra high-performance graphics controller that plugs into your PC. PC-PRISMA delivers uncompromised performance for every design, drafting and information management task.

Check out PC-PRISMA: your total CAD solution. You'll get software proven in over ten years of use and backed with over a thousand man-years of development along with leading-edge hardware for unparalleled speed. Because you can't afford to wait.

***They claim it, but we deliver it. Decide for yourself. See PC-PRISMA today.
Call 1-800-556-1234 ext. 281 (or 1-800-441-2345 ext. 281).***

ISICAD, Inc.
1920 West Corporate Way
Anaheim, CA 92803-6122

ISICAD
DESIGN SYSTEMS
FOR THE REAL WORLD

Beyond the lofty AIA convention theme of Art in Architecture, there were good discussions of design, education, and social issues.

A light show on the Manhattan skyline, programmed by Howard Brandston and seen best from the Dodge/Sweet's/RECORD party location in

Queens, marked the convention opening. The Thomas Jefferson Ball (bottom photo) provided still another opportunity for old friends to meet.

Although 15,000 attendees at the 1988 National Convention of the American Institute of Architects are a mere drop in New York City's convention bucket, one would never have known it from the hoopla surrounding their arrival. Participants frequently cited architects' waning influence in the political and cultural arena, while a plethora of exhibitions, news articles, and special events testified that, at least in the minds of New Yorkers, architecture has an ever more important role to play. Five exhibitions were timed to open at the convention, shopkeepers on Fifth Avenue "did" windows with architects (including Bergdorf-Goodman, see pages 96-97), and the street itself was hung with convention banners. Manhattan's famous skyline was first plunged into darkness, then gradually re-lit in a first-ever *son et lumière* celebrating the arrival of the conventioners.



Stan Ries Photographer

house all Americans by the year 2000." Herbert B. Oppenheimer, former president of the New York chapter, noted that architects are not satisfied to worry about the size of a pool in a health club when the homeless are sleeping in rooms for 30 persons with limited windows.

A kind of architectural angst was on view at a panel of critics, "Star Architects and Designer Buildings," which considered whether the media's voracious appetite for "news" reduced architectural ideas to ephemeral fashions. Joan Kron, author of *High Tech*, saw it as inevitable; Joseph Giovannini of *The New York Times* and Michael Sorokin of the *Village Voice* found the process corrosive.

Suburbs, exurbs, strips: participants in the seminar "The Green Apple: Urbanization Beyond the City" didn't necessarily know what to call development in the new outer cities, but they knew they didn't like it. Charles Gwathmey, of Gwathmey Siegel & Associates, presented his firm's departure from the status quo of low-rise office buildings, while Robert A. M. Stern saw the traditional village green as a metaphor for small-scale commercial development. Under an iconic image of a shopping center in the midst of farmland, moderator Robert Geddes exhorted the assembled listeners again to take the lead in defining the newly urbanizing landscape. *James Russell*

Women in Architecture: Is the future finally here?

Not altogether, but the signs are hopeful, seemed to be the consensus of five women panelists who addressed the question. "Some clients have more confidence in male architects," said Mary Jane Eastman, AIA, "but, encouragingly, as everyone gets used to us, this could change in the future." Cynthia Fuchs, CUNY professor of sociology, pointed out that women had to



I.M. Pei and Philip Johnson

be much better than men to get into professional schools in the last decade, and Laurie Maurer, FAIA, noted "we're not such a rarity anymore."

AIA statistics seem to reinforce this view. There are now 2,000 women who are full members and 2,000 women associates. Their numbers have been growing by 10 percent a year over the last decade (there were 250 women members in 1975).

When asked by a member of

the audience whether RECORD publishes women architects regularly, editor Mildred Schmertz, FAIA, said, "We publish more women architects in relation to their numbers than men. We do not have a deliberate policy to publish as many women as possible, but we do bring forward new young architects, many of whom are women."

Summing up, Laurie Maurer said "the most important thing is, it isn't doing women any good just to talk to one another. We can't just be a women's caucus."

Pei meets the press

The Art in Architecture theme of the convention was underlined when I. M. Pei told the press that he likes to work closely with artists during the design phase of a building, even if an artist's style is in conflict with Pei's building design. Ultimately, "we [the architects] have to be the arbiters if an artist wants something that can't be done. What kind of a hat [the building should be dressed in] is not the concern," Pei stressed. "How the building should be dressed is."

Should the way an architect is educated be changed?

The third annual Walter Wagner Forum, cosponsored by the AIA and RECORD, prompted some thought-provoking replies to that question. University of Kansas professor Dennis Domer raised eyebrows when he called for a requirement that all who enter professional architectural programs in school come armed with a liberal-arts degree, something "they desperately need to function in our society." Mildred Schmertz, in attendance as editor of RECORD, challenged Domer's proposal by asking "How many schools are going for this?", pointing out that five-year schools serve an important function by training architects who can't spend the time and money on two degrees. *Carolyn De Witt Koenig*

You can bank on Versatec.


Investing in a Versatec electrostatic color plotter is like putting money in the bank. It delivers more plots per day than a room full of pen plotters. That means your engineers can see more drawings and produce better designs than ever before.

Versatec costs less than other color electrostatics. A Versatec wide format color plotter costs as little as \$37,000. And it costs far less to operate than other color electrostatics.

More for your money. Versatec gives you more flexibility with 200 or 400 point-per-inch resolution, a broad range of integrated plotting software packages, and a choice of embedded or standalone controllers. Versatec gives you more consistent quality with patented dual edge registration. And Versatec gives you more connectivity options with parallel, serial, IBM channel, Ethernet, and data communications (SNA, HASP, 3780, and ASYNC), with software support for Versatec Data Standards, HP-GL, and 906.

The wide choice. Versatec wide format color plotters give you better value, exclusive second generation performance, and connectivity with popular mainframe, workstation, and PC platforms. No wonder more people bank on Versatec than any other color raster plotter.

Circle our readers' service number or call toll-free 800/538-6477* for a free product application brochure.



* In California, call toll-free 800/341-6060

Versatec is a trademark of Versatec, Inc. Xerox is a trademark of Xerox Corporation. IBM is a trademark of International Business Machines Corporation. 906 is a trademark of CalComp. HP-GL is a trademark of Hewlett-Packard.

VERSATEC
A XEROX COMPANY

Ask your Versatec representative about our new "summertime" discounts and trade-ins.

See us at SIGGRAPH

Computers: Systems show grows and matures with the profession's involvement

Not to let down those who are perennial number-crunchers and census-takers, A/E/C Systems '88 sponsors George Borkovich and Michael Hough announced still another link in the unbroken chain of records for attendance and number of exhibitors at their May McCormick Place show and conference in Chicago. Some 26,700 people in architecture, engineering, and construction showed up to see the latest in automation from 429 exhibitors. Not bad for a show starting in 1980 with 1,000 attendees.

Indeed, the latest in products are held for release at this show—and a lot has happened over the year in the computer industry. (For a run-down, see pages 122-127.)

A growing trend in the show's organization is groupings of products organized according to specialized interests (such as facilities management) in an attempt to meet more specific needs. And this is also done by major suppliers who design virtual shopping malls, gathering round smaller systems meant to augment their own.

Recurrent themes discussed on the exhibit floor and in the tutorials and seminars reflected the current concerns of the profession and the industry: Getting systems to talk to one another and how to control the result when you do. The advantages of PCs vs. workstations and the increasingly less discernible distinctions between them. The UNIX challenge to DOS. Artificial intelligence, a buzz word of late (with an increasingly indistinct meaning). Taking a closer look at some of the seminars and tutorials:

Managing your architectural CADD system

To emphasize his point that management is not currently effective, Eric Teicholz, head of Graphic Systems, Inc., ticked off some statistics: According to a

recent McGraw-Hill survey, 50 percent of architectural firms have CADD—spending an average of \$20,000 and a median of \$10,000 per year on hardware alone—but “40 percent of those having CADD use it for less than two hours per day; only 25 percent use it for more than six



A record attendance in Chicago at this, by far, biggest computer show geared to building

hours.” And, most firms use it only for production drawings, but “a system that doesn’t integrate alphanumeric functions and modeling is not cost-effective.”

What can be done? First, said Teicholz, organize. “Up to 10 percent of your time can be spent looking for information. Capture your database early and use it as often as you can.” While learning the system, do not use it part-time. “The urge to go back to the pencil will be irresistible.” Basic functionality in drafting can be reached in one week but it may take three to six months to reach one-to-one productivity. If you go too fast, you run the risk of creating an unusable database. “Top management must know the system to make sure it is being used effectively.” Even so, a

Recurrent themes discussed on the exhibit floor and in the seminars and tutorials reflect the current concerns of the profession and the industry.

computer manager is a necessity for more than one workstation because of the amount of time required for maintenance, documentation, and training. The people trained must be willing—usually the younger, the better. But beware. “Inexperienced people can automate bad design

designers led the sponsors to predict an even larger turnout next year in Anaheim.

real fast.” Make them feel important; don’t call them “operators.” It is better to train than hire trained people who bring set ways of doing things. “Make sure the first job is a success so you will go on.”

MicroCADD in architectural design: A case study

Eric Van Aukee, an architect with Venturi, Rauch and Scott Brown, traced the firm’s increasing depth and growth of sophisticated computer involvement. In a firm more usually thought of for its forceful expression of individualistic design, it might seem surprising to find expert systems that can transfer characteristics from CADD to information and word processing, and the development of office standards.

Intelligent vision: The influence of artificial intelligence on computer graphics

Speaker Bruce Forbes, president of the Jung/Brannen Research and Development Corporation, defined artificial intelligence as the ability to capture previous expertise instead of bits of disassociated information. Hence intelligent CADD is that in which each part of an image retains an associated meaning in the database. For instance, a two-by-four, when changed in one place, would reflect that change both graphically and alphanumerically. When the interdependence is really complete, CADD itself can be seen as a database in which words control images. The difference between true artificial intelligence and the expert systems now available? “Robustness,” said Forbes. “Architects need artificial intelligence if CADD is going to work for design—if they are not going to start out every time to find that half of the basic tools for creating images must themselves be created first.” Some were surprised that “in five years, we won’t be doing CADD. The system will do it.” His real meaning? In designing building parts, such as stairs, the system would give the user the choices within the plan and he need only make a selection.

Continued

Developing integrated A/E/C information databases

Databases are often regarded as the weak link in the expansion of systems’ use by design professionals. David Kent Ballast, principal of Architectural Research Consulting, addressed the problem of coordination of design among architects, engineers, and others. “We can’t simply apply new technology to old ways of doing things. The first step is getting a common access to information.”

COLORFUSION™

Ceramic-On-Steel Melds High-Tech With High Style.

Only AllianceWall makes COLORFUSION™ a unique breed of ceramic-on-steel panels as beautiful as they are functional. By a new, proprietary process, we can fuse a limitless range of colors, patterns or graphics into the wall surface.

AllianceWall's COLORFUSION panels are virtually indestructible. They won't chip, crack, mar or fade, and they are scratch-, heat- and chemical-resistant.


They're easier and less expensive to install than conventional wall surface materials. And they're maintenance-free.

Nice to know that ceramic-on-steel now gives you endless design possibilities. And that it will keep your design intact...a long way into the future. Write or call for more information on American-made COLORFUSION panels.

Ask about our other new metallic, matte and graphic surfaces.

AllianceWall Corporation • Box 920488 • Norcross, Georgia 30092 • (404) 447-5043 • TWX 810-766-0436 • FAX 404-446-5951

 ALLIANCEWALL®



AllianceWall's ceramic-on-steel panels, *left to right*: Exterior, Paragon Building, Houston; Exterior, CIGNA Regional Office Buildings; Interior applications and escalators, Liege Hospital, Belgium; Graffiti-resistant walls, Elevator Manufacturers Worldwide; Exterior and jetways, Cedar Rapids Airport.

Most architectural firms use CADD only for production but "a system that does not integrate graphic and alphanumeric functions is not cost-effective."

Information-systems consultant Charles Carroll described early work (going back 20 years) to establish database standards. The result contained standards from CSI, AIA, the military, and the federal government. Now he is working on codes and standards that will work across international lines—for instance, a project built for the Corps of Engineers in Saudi Arabia by Germans.

Hugh Sharp, vice president of planning and development for Sweet's, described current work on Electronic Sweet's which now provides information on product sources and soon will provide information on codes, costs, and construction details and specifications. "Great strides have been made in computer memory power, but the big problem has been that available graphic details were proprietary, not generic, and without interface (showing, for instance, how a window fits into a wall)." Now, with SweetSearch, the building designer can make a generic description of a product and the system will tell him where he can find it in the Sweet's Catalogue Files. This allows him to fit the product to the need instead of vice versa.

Marketing your CADD capability

Having CADD in and of itself does not win jobs but it can help when the client's decision is close," said Mark Thomas, director of marketing for Everitt Brown Company. To make CADD help sell a client on your firm's capabilities, now that many firms have it, you need to know the system and why it is better than others. "But there's danger in letting the marketing of your CADD use overshadow what your firm really does." He led a survey of what clients found wrong with architectural firms' performance. "The best marketing use of CADD is improving your performance."

Personal computers for design-office principals

"Most packaged systems don't address the administrative tasks that principals really do," said architect Frank Mascia, principal of the Collaborative Design Group. "Yet your time on such unbillable tasks is far more valuable than saving the time of draftsmen and secretaries, which is what most systems tend to do." As to those management systems that do exist: "They can outwork you; you don't need great speed or memory. Develop a simple system. Then look for the dull repetitive tasks and make forms of them, putting in as much constant information as you can as you go along. Architects want to steadily redesign everything; forget that on billing logs and form letters." Counter to conventional wisdom, he recommended buying the hardware first.

Computer use around the world

A panel of systems suppliers from abroad described the state of architects' computer use in their countries. For example, it was generally agreed that systems using metric conversion were not good enough; metric programs must be based on metric dimensioning.

Second, with costs for U. S. systems abroad that can run to 2 1/2 times our own, countries cope differently. In Japan, the few large architectural firms use systems for design development, including zoning analysis and elaborate client presentations, but *not* for production. Computer use in the other much smaller firms is seen as almost prohibitive in cost. But in Australia, where costs have been similar, some 15 percent of offices use computers, and that use is growing by about 70 percent per year. Scandinavia has developed its own systems, many in Norway, and now supplies enough to satisfy about 25 percent of its use.

Workstation wars: The impact on architecture, engineering, and construction

A panel of representatives of suppliers gave clues to what the next developments will be. Conclusions? The major future growth will be in workstations, while PCs remain stable, and host-based systems decline. The panel cited workstations' greater capabilities in crossing between graphic and other functions, sharing information, and more accessible standards. Ron Beck of the Digital Equipment Corporation objected to "wars," preferring to liken competitive development to the space race, with its many beneficial byproducts.

Making money with CADD

Can it be that firms with CADD are less profitable than those without? Yes, said a 1987 survey conducted by the *Professional Services Management Journal*. Publisher Frank Stasiowski said that, of the productive firms, 85 percent do not work through a centralized CADD department but provide terminals for each design professional's use. This increases efficiencies and avoids firms being held hostage by the lone person(s) who know the system. "The average operator stays roughly two years."

At least 95 percent of the productive firms' drawings are done on hardware that is kept busy 60 to 70 hours per week—meaning optimum use. Another finding of the survey is that micros are much more cost-effective than the larger systems because the latter are not being used at even close to full capacity but may cost almost three times as much per user.

One major problem that Stasiowski found for the unprofitable firms was the practice of billing clients on an hourly rate that does not reflect the improved efficiencies (or higher costs) of systems' use. Charles K. Hoyt

Multidisciplinary CADD integration



Firms in which architects and engineers work closely have a special problem, said panel chair Steven Ross, contributing consultant to RECORD.


"Computerization can speed the volume of information flowing through an office, vastly increasing the potential for misunderstanding if the professionals aren't careful." Much of the trouble comes from trying to maintain the integrity of drawings and the underlying database that describes what, exactly, is in them. In microcomputer CADD software, the drawing has generally governed the database listing attributes or details of what has been drawn. Whoever creates the drawing does not, however, usually have to list them.

In CADD software using terminals linked to a minicomputer, the database tends to be pre-eminent, and the link between drawing and data is much tighter. Now, Ross said, microcomputer software is becoming more object-based, like minicomputer software.


Engineer panelist James M. Beaty said drawings should be separated by discipline because structural engineers in a big firm may, for instance, need more computing power than the electrical and mechanical engineers and have different acceptable tolerances.

Architect W. Millet Salter agreed that nongraphic data can be more important than drawings. His small firm uses a minicomputer-based CADD system with excellent database capabilities that it shares with an engineering firm.

Summitville Quarry



66 Palomino



10 Summitville Red



64 Bone




10 Summitville Red Flashed




44 Oxford Gray




48 Moroccan Brown



22 Babylonian




11 Sun Glo




74 Harbor Blue




11 Sun Glo Flashed



42 Dove Gray



33 Falcon



84 Wintergreen

When all other options fail.

Summitville Quarry won't let you down.

It meets or exceeds every design standard. Including ANSI standards. Standing up to every architectural specification.

It's the tile you can trust. To give you all the design options and benefits you've been looking for in a tile.

Beauty. Quality. Durability. And low maintenance.

Beauty that comes from a rich selection of longlasting colors. Colors that don't wear off, because they run clear through every tile.

Quality that comes from being extruded to provide uniform density, strength and performance in high-traffic areas.

Durability that makes it resistant to stains, acids, oil, detergents and makes it fireproof, fadeproof and dentproof.

Low maintenance that comes from Summitville Quarry's unglazed easy-to-clean surface that's ideally suited for busy food service areas. It's even available with an abrasive surface for greater slip resistance.

Every Summitville Quarry feature makes for an installation that's easy to maintain and lasts for years in any environment. Offices. Restaurants. Schools. Malls. Wherever your design takes you.

But see for yourself.

Write today for the address of your nearest Summitville distributor and your free Summitville catalog.



CONTOURED SHAPES

TRIM SHAPES



Summitville

Summitville Tiles Inc. • Summitville, Ohio 43962

Circle 27 on inquiry card

Finance: Fanny Mae is 50

By Abner A. Layne



She passed the big five-oh early this year, immensely wealthy but still flexible and vigorous in pursuit of her mission. That mission sustains not only the housing hopes of many American families, but the business of building and developing and the careers of countless architects.

Fannie Mae—corporate name, Federal National Mortgage Association—was not born to wealth

She was legislated into existence in the dark days of the Great Depression. Dark indeed when the women's division of New York City's Architects Emergency Committee commissioned Lenox china tea sets and sold them "for the relief of unemployed architects."

In the bleak gloom of his second inaugural address in 1937, Franklin Delano Roosevelt, the 32nd president, "saw one-third of a nation ill-clad, ill-nourished" and "ill-housed" as well.

A little over a year later, under her maiden name of National Mortgage Association ("Federal" was tacked on within a few months, immediately engendering the enduring sobriquet), she undertook to remedy the sick housing situation. The remedial effort was directed wholly and completely to the furnishing of liquidity in the mortgage market.

"Through five decades," says FNMA board member Eli Broad, president of Kaufman & Broad, Inc., "Fannie Mae has

transferred capital from capital-rich to capital-short regions." Her modus operandi was and is to buy only home mortgages (but not exclusively single-family-house mortgages) made by the original lenders to homebuyers and builders. In hard times and good, this assures her 3,500 lender-customers—savings and loan institutions, commercial banks and mortgage bankers—of a market. It turns the traditionally illiquid mortgage into marketable paper.

In the beginning, Fannie Mae bought only Federal Housing Administration-insured mortgages. A few years after World War II, she was also empowered to buy insured Veterans Administration mortgages. But a congressionally ordained bisection in 1968 begat a sister government corporation—Government National Mortgage Association, Ginnie Mae. Less adventuresome, sister Ginnie took over most of the market for insured FHA and VA mortgages. In that year, Fannie Mae became a privately owned tax-paying organization chartered by Congress. Four years later she began to buy conventional uninsured mortgages.

For big sister Fannie, the year 1968 marked a turning point on her way to a new career

She was matching and marketing almost every financing innovation dreamt up by the mortgage-finance community.

She began 50 years ago buying 10,000 home mortgages, \$38 million worth of 30-year fixed-rate mortgages. Last year, she bought 1.1 million mortgage loans, recycling \$77 billion back to lenders. Over the years, she has returned \$400 billion to the lending pool to finance eight million homes for American families of low, moderate, and middle incomes.

Herewith, a look at how the grande dame has endeared herself to the housing industry and how she now continues that relationship.

She grew rich herself on fees and interest as she helped finance one in eight mortgages now outstanding on U. S. homes. Her mission was always to assist the homebuyer with a low to moderate income. And this has always meant legal maximum limits to loan purchases. Right now, for example, the top is \$168,700, and the average is \$70,000. Eli Broad says that her wealth permits her to borrow cheaply and pass the savings on to homeowners. The savings, he calculates, "amounts to some 1 percent less on any given rate—maybe \$80 a month on an average mortgage."

Fannie Mae currently holds \$240 billion in assets, giving her third place among the nation's richest corporations with 35,000 shareholders and 2,400 employees.

In the fluctuating economy of the '70s and '80s, Fannie Mae has to agree to buy new and exotic kinds of loans very different from the original fixed-rate mortgages of her youth. Now her portfolio includes adjustable-rate mortgages, condominium and cooperative housing mortgages, option-type mortgages that convert from adjustable- to fixed-rate, 15-year and other intermediate-term mortgages, and, recently, biweekly mortgages. In all she now buys 40 different types of mortgages.

One type of mortgage investment stands out as the most popular of the decade

In 1981, to expand the volume and sources of capital for housing, Fannie Mae began issuing mortgage-backed securities, MBSs. It was the start of the securitizing trend that led to today's \$140-billion worth of MBSs in the hands of investors. These MBSs earn fees for Fannie Mae in return for a guarantee of principal and timely monthly payments.

In her endless search for capital for American housing, four years ago Fannie Mae took her guaranteed MBSs to foreign markets. It was a successful journey and, a year later, growing in sophistication, she had issued dual-currency bonds such as Eurodollar and Euroyen as well as yen securities at home.

As more overseas investors learn more about MBSs, their appetites seem to grow. On Fannie Mae's request, a research and consulting company recently surveyed foreign investors. The survey concluded that overseas MBS investors will increase by 50 percent in the next year alone.

Reflecting on the interaction of Fannie Mae and his profession, AIA president Ted P. Pappas says: "For half a century it has played an enduring role in assuring the availability of mortgage credit so essential to the sound future of housing and, of course, to the contributions of architects to that future. If Fannie Mae didn't exist, we'd surely have to invent it."

The invention would have to include tradition and a sense of public responsibility that the erstwhile public agency still displays. Defaulting owners in beleaguered parts of the nation have abandoned 8,000 foreclosed homes to her inventory. But Fannie Mae tries everything to keep from selling the house out from under the distressed owner. "If there's any way to keep a mortgage and a house together, we do it," says a spokesman.

One privilege of such a grande dame of finance and construction as Fannie Mae is to decide when to celebrate her birthday. To avoid a conflict with Britain's Queen, who celebrates hers in June (royally disregarding the calendar's facts), Fannie Mae and admirers made merry in May.

Mr. Layne is a free-lance writer and former senior editor/finance of Engineering News-Record.

MAKING THIS BUILDING S WOULD GIVE MOST CO

But not Vulcraft. We saw it as one of our greatest challenges ever. Because we not only supplied steel joists and joist girders for the project, we also helped design the framing system so that only limited structural damage could be expected from an earthquake measuring up to 7.5 on the Richter scale.

The Evans & Sutherland building, which contains millions of dollars worth of sensitive computer equipment, is located within a mile of the Wasatch Fault in Salt Lake City.



SAFE FROM EARTHQUAKES COMPANIES THE SHAKES.

That was essential because the building, which was constructed for Evans & Sutherland Computer Corporation, is located within a mile of the Wasatch fault in Salt Lake City. What's more, Evans & Sutherland is a leading designer of special-purpose digital computers, software systems and display devices — products extremely vulnerable to damage from seismic tremors.

To plan for maximum protection, Vulcraft was asked to join with the architects and engineers at the design stage of the project. Already, they'd decided to use a "base isolation" system, the most advanced buffering method available. But using our steel joists and joist girders was also an important decision. The joists and joist girders are much lighter in weight than wide flange beams, so the entire building required less steel, lighter columns and less foundation. And this not only lightened the load for the base isolators, it saved appreciably on building costs.

Throughout construction, Vulcraft remained constantly involved, tailoring our delivery of materials to the exact erection schedule and meeting deadlines without fail. What's more, our joists and joist girders helped the steel erectors meet their deadlines. That's because our products are fast and easy to erect — a fact that saves time and money on virtually any job where they're used.

So whether you need Vulcraft's help to protect your building from earthquakes or you want to stay out of the hole when it comes to construction costs, contact any of the plants listed below. Or see Sweet's 05100/VUL.




The design team chose a "base isolation" system to accommodate seismic loads. They also specified Vulcraft steel joists and joist girders for the building.

VULCRAFT

A Division of Nucor Corporation

P.O. Box 637, Brigham City, UT 84302 801/734-9433; P.O. Box F-2, Florence, SC 29502 803/662-0381; P.O. Box 169, Fort Payne, AL 35967 205/845-2460; P.O. Box 186, Grapeland, TX 75844 409/687-4665; P.O. Box 59, Norfolk, NE 68701 402/644-8500; P.O. Box 1000, St. Joe, IN 46785 219/337-5411. Architect: Erlich-Rominger Architects AIA; Structural Engineer: Reaveley Engineers & Associates, Inc.; General Contractor: The Bettylon Corporation; Steel Fabricator: D&H Steel Supply, Inc.; Steel Erector: Steel Deck Erectors, Inc.

GE IS THE LIGHT THAT WILL RESHAPE THE WAY



**GE BIAX lamps
make everybody and everything,
including operating costs, look better.**




It won't take you long to discover that with GE BIAX™ 40-watt lamps, the design possibilities are endless.

Because they're only 22.5 inches long, yet deliver all the light of standard four-foot fluorescents, you can design with smaller fixtures. And that means more attractive ceilings.

And because BIAX lamps make colors look richer and more vibrant than standard fluorescents,

YOU DESIGN LIGHTING.



nts can, the lighting you design will make the environment and the people who work in it more attractive.

Equally attractive is the amount your clients will save on operating costs. GE BIAX 40-watt lamps, you see, last up to 8,000 hours longer than conventional U-shaped tubes. And 13 times longer than incandescents.

Feast your imagination on the endless pos-

sibilities of the GE BIAX family of lamps.

For more product or application information, call your local GE Lighting Specialist. Or call the GE Lighting Information Center at 1-216-266-3900.

GE is Light.



GE Lighting

Interiors from every angle.



Ceilings. Floors. Walls.

All the basics of interior space.


All sparked with a new verve.

All from one source—

USG Interiors, Inc.

Where the best lines meet.

USG



USG Interiors, Inc.

Circle 30 on inquiry card

Minimum texture. Maximum acoustics.

Ceiling solution:
ACOUSTONE® Frost
Panels and DONN®
FINELINE™ Grids.

At last, the elegant answer to sound control. Lightly textured FROST panels with FINELINE Grid have an STC range of 45 to 55. That's an appearance/performance package you couldn't get before.

Have a ceiling that gives you less. And more. Contact: USG Interiors, Inc., 101 South Wacker Drive, Chicago, IL 60606-4385 Dept. AR788

Interiors from every angle.

USG Interiors, Inc.

USG

© 1988 USG Interiors, Inc.
Trademarks owned by USG Interiors, Inc.: ACOUSTONE, DONN.

A letter from Australia: Reassessing the democratic ideal

By Philip Goad

Much to the relief of many Australians, our country's most important 20th-century building is finished after eight years of controversy and criticism. The new Parliament House at Canberra, designed by the Italo-American architect Romaldo Giurgola, of Mitchell/Giurgola & Thorp Architects, was opened on May 9 by Her Majesty, the Queen. Built as the focus of the brilliant 1912 city plan (by the American architect Walter Burley Griffin), and coordinated carefully with the surrounding hills, it is the nation's biggest, most expensive, and most complex building. Yet, in a stroke of genius, it has been reduced to a single image—a mighty Australian flag flying in the air over a grassy mound that is split by two sweeping curves of granite. The four-pronged steel ghost pyramid supporting the 81-meter (263-ft) flagstaff recalls Griffin's original proposal for the site, a stepped ziggurat "capitol" designed to contain the records of the nation's history. Though the primacy of the flag is the most hotly debated part of the Giurgola design, there has been nothing but praise for the clarity of the Beaux-Arts parti underneath. The House and Senate are separated in plan by the curving arms and topped by terra-cotta-tile hipped roofs—a neat symbolic quip recalling Robin Boyd's famous line that "Australia is the small house."

Between the two arms, the building completes the major axis to the Australian War Memorial across Lake Burley Griffin and bisects Griffin's parliamentary triangle.

Ivor Indyk, of the University of Sydney, describes this powerful line as a processional route of civilization. The red gravel of the vast ceremonial forecourt represents the crossing

Philip Goad is an architectural historian at the University of Melbourne.

of the desert. Within it is a pool embracing a mosaic-tile work (by the Papunya Aboriginal artist Michael Tjakamara Nelson) that represents the island continent. The Aboriginal motif, Indyk says, declares first occupancy, its siting symbolizing both primacy and exclusion. Next, the

image amidst the flattened scale of garden-city Canberra. The idea of a people being able to walk on top of their parliament appeals to many of the building's egalitarianist supporters. Giurgola sees this metaphor as fanciful, believing that "The notion of democracy comes more




colonnade (top photo) "announces, in unmistakably Hellenic tones, the advent of European civilization," and, inside the foyer—a magnificent hypostyle hall finished in gray-green Cipollino marble—"one is transported to the courtyard of an Italian palace of the Renaissance" (bottom photo). At the center of the scheme, the Members' Hall links the two chambers, and a skylight throws the image of the flag waving above onto a reflective pool, its basin carved from a block of South Australian black granite.

The new Parliament House is an extraordinarily powerful

from the clarity of the building." Many are disturbed, however, by a semientombed parliament where the forces of government are wielded "unseen." The assumption that centrality is anathema to some Australians who see it as an erosion of their freedom and autonomy; to them democracy is necessarily acentric. Detractors have also criticized the celebratory position of the flag as perpetuating ideas of colonial settlement (implicitly glossing over the implications for the decline of the native Aboriginal race), and importing

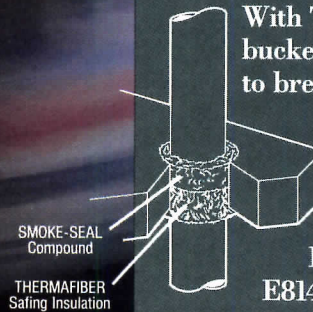
Continued on page 57

The non-stop fire/smoke stop.



The savings never end. Because the THERMAFIBER™ Fire/SmokeStop System saves on initial material cost as well as installed cost. You combine economy with life-saving dual protection against both fire and smoke.

With THERMAFIBER Safing and the big 5-gal bucket of SMOKE-SEAL Compound, it's easy to breeze through sealing of poke-through penetrations. There's no stopping to re-load. And no framing or bracing to stop things down. (Also available in 30-oz. tins and 3.5 gal. pail.)



Note this system has been tested per ASTM E814 and is UL-Classified as a poke-through penetration fire stop. In addition, USG Research has tested the system to conclusively demonstrate its effectiveness as a smoke stop.

Start saving with the THERMAFIBER Fire/SmokeStop System. Write: Thermafiber Division, USG Interiors Inc., 101 S. Wacker Drive, Chicago, IL 60606-4385. Dept. AR788

Interiors from every angle.

USG Interiors, Inc.
Thermafiber Division



FILL, VOID OR CAVITY MATERIALS
CLASSIFIED BY UNDERWRITERS LABORATORIES INC.
FOR USE IN THROUGH-PENETRATION FIRE STOP
SYSTEMS NUMBER 165

© 1988 USG Interiors, Inc.
The following trademarks are owned by
USG Interiors, Inc.: THERMAFIBER, FIRE/SMOKESTOP



Circle 32 on inquiry card

News briefs



Niemeyer and Bunshaft split 1988 Pritzker Prize

Centerbrook Architects and Planners has prepared a master plan and design controls for **Broadway Commons**, an urban office park in downtown Cincinnati. Intended to attract tenants who might otherwise select a suburban location, the 11 buildings planned will offer 100,000 square feet of retail and entertainment attractions and surround a lush park. Interest in what had previously been regarded as an unbuildable site was stirred by the success of **Kohn Pederson Fox's** headquarters for **Procter & Gamble**, one block away. **James Stewart Polshek and Partners** has been selected to design the first two office structures in what will ultimately be a 3.7-million-square-foot development.

The Walt Disney Concert Hall, a new home for the Los Angeles Philharmonic, is to rise on a 3.5-acre site adjacent to the **Dorothy Chandler Pavilion**. An architect will be selected later this summer after conceptual designs have been presented by finalists **Gottfried Boehm**, **Frank O. Gehry & Associates**, **Hans Hollein**, and **James Stirling**, **Michael Wilford & Associates**.

Arata Isozaki has won the runner prize in Architecture from the American Academy and Institute of Arts and Letters. Isozaki was recognized for his contribution to architecture as "an art" by a committee consisting of **Ada Louise Huxtable**, **Romaldo Giurgola**, and **Richard Meier**.

Synthia Zaitzevsky and **Mary Woods** have each garnered a Buell Fellowship. **Zaitzevsky** will continue her research on the model housing movement in the U.S., and **Woods** will study the work of **Richard Morris Hunt**, **Charles Follen McKim**, and **Richard Upjohn**. The fellowships are administered by the **Temple Hoyne Buell Center for the Study of American Architecture**, Columbia University.




© Ezra Stoller/ESTO

Sharing of the Pritzker Prize was unprecedented in its 10-year history until the latest jury applauded two masters of modern architecture who have "shaped their visions of the built environment in two hemispheres." **Gordon Bunshaft**, 79, is best known as the partner at **Skidmore, Owings & Merrill** responsible for the **Beinecke Rare Book Library** at Yale, the **Manufacturer's Hanover Trust Building** in New York (bottom photo), and **Lever House** (recently proposed for landmark status), also in New York. **Oscar Niemeyer**, 81, was the architect for much of **Brasilia** (**Plaza of the Three Powers**, top photo), and collaborated on the design of the **United Nations building**. His oeuvre also includes the **Mondadori headquarters** in Milan, the **Museum of Modern Art** in Venezuela, and widely admired residences. The \$100,000 prize will be divided by the recipients.

Museum of the Big Red Machine

A circular ramp conveys visitors to exhibits of memorabilia in the Cincinnati Reds Hall of Fame, designed by architect **Terry Brown**. Jointly sponsored by the team and the Ohio city's Contemporary Art Center, the building is to be erected over an existing parking structure.

Lozenge-shaped sections (based on art historical concepts of organic form) provide lightweight support. The red sphere (containing slugger, below) gives the diminutive 5,500-square-foot pavilion a strong presence in the shadow of **Riverfront Stadium**.



High-performance new Donn® access floor from USG Interiors.

Test Drive the New "Quatro"...

New SolidFeel™ II access floor system, with Quatro Strength, will drive your business toward increased productivity. Check these features:

Four-on-the-Floor... Unique 4-in-1 support structure significantly increases rolling load capacity. *Great in high traffic areas!*

Quiet and Comfortable... Advanced cementitious fill and increased welds provide quiet comfort and solid feel underfoot. Superior cornering with fully drawn corners.

Independent Suspension... New FreeStanding understructure allows quick, easy changes in wiring and furniture layouts. Optional Cornerloc® understructure.

Off-Road Capabilities... Stronger bottom pan provides improved resistance to concentrated loads—files, desks—in non-traffic areas.

Crash Tested... Higher compression fill, coupled with a hardened steel top sheet and unitized construction, provides superior impact load resistance.

Amazingly Affordable... Our exclusive DesignAid™ cost analysis *proves* access floors can be your most cost-effective wire management system.

Don't lock yourself into a wire management system that won't grow with your business. Ask USG Interiors for a "test drive" in the new high-performance SolidFeel II system...the only one with Quatro Strength.

Interiors from every angle.

USG Interiors, Inc.




USG

Circle 33 on inquiry card

News briefs

A touch of ivy




1

An outdoor amphitheater at Ironworld U. S. A. (1), designed by Damberg, Scott, Peck and Booker, has won the DuPont Hypalon Excellence in Architecture Award. Sited on the edge of a former open-pit mine, tension structures that resemble steel cranes support a space-frame roof over a 3,000-seat open-air performance area.




2

One Franklin Square (2), a 580,000-square-foot office building in Washington, D. C., strives for verticality despite city height restrictions. The mass of the 12-story structure is set back from the street wall at its upper levels, articulating two towers over vaulted entrances. Designed by Hartman-Cox with Dewberry & Davis, the granite-clad building is to be occupied in late 1990.



3


The Festival Center (3), also in Washington, will house living quarters, offices, and conference rooms for a church, two schools, and inner-city community groups. Construction is about to begin on the four-story, 30,000-square-foot building, designed by Eric Colbert & Associates. Masonry details, metal roofing, and cast-stone ornamental panels are scaled to neighboring structures.



4

Quonset Huts on the River Styx (4) chronicles entries in a competition inspired by federal plans for nuclear-emergency operation centers accessible only to public officials (the untitled entry by Jill Lawrence and Michael Reardon is shown). The publication is available from the sponsor, Architects/Planners/Designers for Social Responsibility, at 225 Lafayette Street, New York, N. Y. 10012.

Helmut Jahn of Murphy/Jahn in Chicago is the recipient of this year's R. S. Reynolds Memorial Award. The prize honors the firm's United Airlines Terminal 1 complex at Chicago-O'Hare International Airport (designed with A. Epstein & Sons) and includes a \$25,000 honorarium.



A rotunda topped by an observatory acts as a hinge linking a small teaching facility to a much larger research structure at the \$35-million Physics and Astronomy building at Johns Hopkins University in Baltimore. Skewed massing softens the bulk of the 240,000-

square-foot brick- and limestone-clad structure, which faces a historic park. Though the project is remote from the main campus, architect Ayers/Saint/Gross has developed proportions consistent with its predominant Georgian vocabulary. The complex will open in late 1989.

Competition calendar

- Entries are due September 30 for the 1988 Concrete Building Awards Program, which honors concrete structures of all types. Projects completed since September 1986 are eligible; entry forms can be obtained from Glen Simon, Portland Cement Association, 5420 Old Orchard Road, Skokie, Ill. 60077 (312/966-6200).

- Innovative lighting projects, permanently installed by the beginning of 1986, are being solicited for the Lighting Design Awards program sponsored by the International Association of Lighting Designers. The submission deadline is

September 16. Entry forms and guidelines are available from IALD, 18 East 16th Street, New York, N. Y. 10003 (212/206-1281).

- Downtown projects, from civic centers to residential rehabilitation, are eligible for the Sixth Downtown Development Awards Competition. Projects must have been completed before January 1988; entries are due August 30. For details, contact Margaret De Witt, Downtown Research & Development Center, 1133 Broadway, Suite 1407, New York, N. Y. 10010 (212/206-7979).

- The Society of American Registered Architects is inviting members and nonmembers alike to enter its 1988 Professional Design Awards Program, which honors projects in six categories. Submission of a Declaration of Intent is required by July 29. Entry forms can be obtained from SARA, 1245 South Highland Avenue, Lombard, Ill. 60148 (312/932-4622).

ONE OF OUR BIGGEST DESIGN CONSIDERATIONS USUALLY GOES UNNOTICED.



Standards are important. And Delta HDF™ faucets comply. In fact, our product development engineers utilize the nation's most advanced and complete testing laboratory to guarantee that **Delta HDF** faucets meet or exceed performance requirements listed by BOCA, IAPMO, and SBCC for commercial, industrial, and institutional applications.

Which should come as no surprise. **Delta HDF** faucets not only meet standards, our engineers help establish them, through active involvement with ASME, ASSE, and ASTM, just to name a few.

Delta HDF products also meet all water-energy conservation codes and are built to operate with minimal maintenance.

But most people never notice. All they see is the beauty of the **Delta HDF** line.

Because **Delta HDF** faucets don't have that heavy institutional look. Even though they meet ANSI standards for handicapped operation. **Delta HDF** faucets are suitable for virtually any commercial installation—from healthcare, to public rooms, to restaurants.

All of which recommends **Delta HDF** products—beautifully, regardless of the application.

DELTA  **HDF**
HEAVY-DUTY COMMERCIAL FAUCETS

©1987 MASCO CORPORATION OF INDIANA

Improprieties of the Deconstructivists: an interview with Mark Wigley

The much-discussed exhibition *Deconstructivist Architecture*, which presents the work of Coop Himmelblau, Peter Eisenman, Frank Gehry, Zaha Hadid, Rem Koolhaas, Daniel Libeskind, and Bernard Tschumi, is on view through July 30, at the Museum of Modern Art in New York. Mark Wigley, associate curator under the aegis of Philip Johnson, recently talked about the exhibition with RECORD editor James S. Russell. Excerpts from their conversation appear below. We will publish a review of the show in our August issue.

James S. Russell: What do you feel ties these disparate architects together?

Mark Wigley: There isn't a single ideological or formal unity; this work burrows into Modernism and locates certain disturbing qualities—qualities that we don't think of as Modern. . . . [The exhibition] is not meant to be comprehensive or to show masterpieces. And each project was selected to give a slightly different take on the subject.

JR: Do the show's title and much of the work exhibited recall the imagery of Russian Constructivism because of its "disturbing" qualities?

MW: While we are not saying that these architects were consciously influenced by Russian Constructivism, some of them obviously are. They destabilize the utopian vision of architecture that is concerned with the production of stable, perfect forms and, in doing so, they find they incur strategies set in place by the Russians. Our culture depends on the idea that stable forms are the basis for a stable society. The architects in the show suggest, however, that conventionally clear abstract geometries have always harbored within them something strange. All of these projects


question ordering structure and suggest that perhaps they are, in a certain sense, twisted and deformed. One can be "twisted" in painting or literature, and it's in the nature of the art. But to twist architecture is somehow regarded as improper.

JR: How is this work ideological?

MW: In a way the architects are just trying to do sophisticated conceptual work. Some would say that use of the Constructivist imagery is an estheticizing of a highly political moment in our cultural history, but I would argue the reverse. After the Revolution, the

MW: Postmodernists argued that architecture is like a language. If we can sort out what the basic units are, we can speak at once to the public, to the client, and to other architects. It was a wonderful expression because, you might say, it was clear where the corner office was.

Deconstructivism, however, was founded on a logic of "indigestion." The internal structure is deformed and twisted, and it is no longer clear which is the corner office. The hierarchies and ordering systems are all called into question, so this architecture can never



"What you have in the Gehry house," says Mark Wigley, "is a very clear base figure—a conventional bungalow—which has been somehow internally

disturbed. What makes us uneasy about this, is that these radically distorted pieces seem to emerge from within the house."

Russians abandoned this geometry for highly stable Social Realism. They never conceived of pre-Revolutionary avant-garde work as an architectural possibility but only as a kind of decoration, something you could do on the street, or in a painting or photograph. On the contrary, it's very important that this new work be built; that is where its social, cultural, and political impact lies.

JR: How do you respond to critics who contend that the imagery of Deconstructivism is less accessible than historicist Postmodernism?

simply reinforce conservative values. . . . It invites itself into the museum like a Trojan horse; it's very attractive to look at, but it is an *infected* modernism.

JR: There is a high level of specificity in the Deconstructivist spaces even though they are not necessarily functionally derived. How dependent is this architecture on the cooperation of the user?

MW: There's nothing that says that the process of deformation [begun by the architects] stops with them; it also becomes available to the user. Function simply doesn't come *first* as in

traditional Modernism. These architects have found that Modernism is much richer than the esthetic of functionalism. The innate architectural "truth" for them lies in the deformation.


JR: Some have argued that Gehry's work, for example, is a commentary on the kind of discontinuous, fragmentary, Southern California world of video and cars. Is this an apt interpretation? Does it apply to other work in the show?

MW: This work is not about fragmentation. To suggest that it is some kind of reflection of a broader cultural phenomenon is very difficult and dangerous. For a start, it's unclear what our culture is doing. I've *speculated* about what the cultural impact of the work is, but that's different from saying that it is a *reflection* of what's happening in culture. I think the work comes from within architecture itself. The status of the wall that supposedly divides inside from outside is convoluted to confuse what's in and what's out. The ornament bleeds into the structure so that one cannot be separated from the other. That's what makes this work slippery; it causes a displacement of how we *think* of architecture. These disturbing qualities have always inhabited all architecture and are the source of architecture's force, strength, and delight. Architecture never derived its force from the stability of culture, but rather from the expression of those moments when that sense of stability slipped.

This architecture is humane in the way it subverts the conservative forces in our culture denoted by stable, perfect architectural structure; it has a kind of dignity. In the past, ideological architecture was, by definition, unbuilt. This work is dangerous because it aims at being, or is, *built*. The impact will come later, in some kind of cultural detonation.

Corbin has no equivalent.

In form.

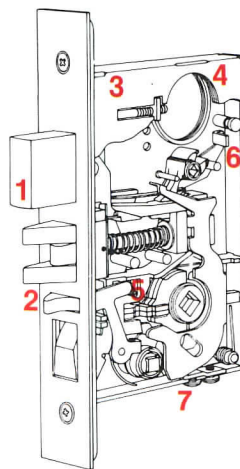


9500 Series Mortise Lock

In function.

Form and function. Beauty and technology. The architect requires them. The contractor needs them. The building owner demands them. The choice is Corbin.

Corbin Mortise Locksets combine innovative design, elegant styling and quality materials in a wide range of functions and finishes — just what you'd expect from the leaders in mortise lock technology. That's why specifications read: "Corbin — no substitution." Write or call for complete information.



1. Solid, one piece, 1" stainless steel deadbolt exceeds ANSI Grade 1 strength requirements by 300%.
2. Sturdy 3/4" anti-friction latchbolt exceeds ANSI Grade 1 Bolt Strength Rating by 300%; much stronger than a reversible latch.
3. Heavy gauge 3/32" steel case — nickel/chrome-plated finish for added corrosion resistance.
4. Exclusive, total non-ferrous lock construction available for corrosive environments and marine applications.
5. Heavy-duty springs furnished standard to extend life and resist lever sag.
6. Thru-bolted trim for greater strength and easier installation.
7. All lever handle trims have a standard fusible link — to meet demanding UL "A" label requirements.



In full line.




Closers




Mortise Locksets



SecurityBolt™ Locksets



Cylindrical Locksets



Exit Devices



EMHART CORBIN

Corbin Division
225 Episcopal Road, Berlin, CT 06037
1 203 225-7411

an essentially American flag-waving nationalism to our shores. The completion of Parliament House has coincided with the bicentennial of the landing of the first fleet of colonial settlers, and this has caused rumblings; such a building ought not have been considered, say the critics, until 2001, the centenary of the federation of Australia as an independent nation.

Built to "last 200 years," with 4,500 rooms, public galleries seating 1,000, and a kitchen capable of producing 8,000 meals per day, this building, more than any other, has aided Australia's reassessment of itself as a nation. Many Australians see it as characterizing the country's maturity; for others, it is an indulgent folly. The money lavished (quite justifiably—it is a showpiece of Australian painting, sculpture, and craft), the standard of finish, and the power of the symbolic image mean that the era of the endearing, relaxed Australian may be drawing to a close. Perhaps growing up means loss of innocence. Yet the building is done, and has received wide public praise. From the architectural profession there has been polite silence; privately, many find its symbolism suspect and foreign. Perhaps its greatest worth will be to warn other democratic nations of the continuing need to reassess critically the democratic ideal and not condone arcane and anachronistic forms and symbols. Instead of a unique form of government—one which the American architect Bernard Maybeck suggested should be embodied by a permanent temporary parliament (for, as one Australian architect has put it, the world's wackiest democracy)—Australia is now graced with a very beautiful, highly crafted, and bold "foreign" building. Time will tell whether we will ever come to own it in the same way that the Sydney Opera House, designed by a Dane, is now indisputably Australian.

1	Exxon
2	General Motors
3	Mobil
4	Ford Motor
5	IBM
6	Texaco
7	E.I. du Pont
8	Standard Oil (Ind.)
9	Standard Oil of Cal.
10	General Electric
11	Gulf Oil
12	Atlantic Richfield
13	Shell Oil
14	Occidental Petroleum
15	U.S. Steel
16	Phillips Petroleum
17	Sun

27 million Americans can't read. And guess who pays the price.

Every year, functional illiteracy costs American business billions.


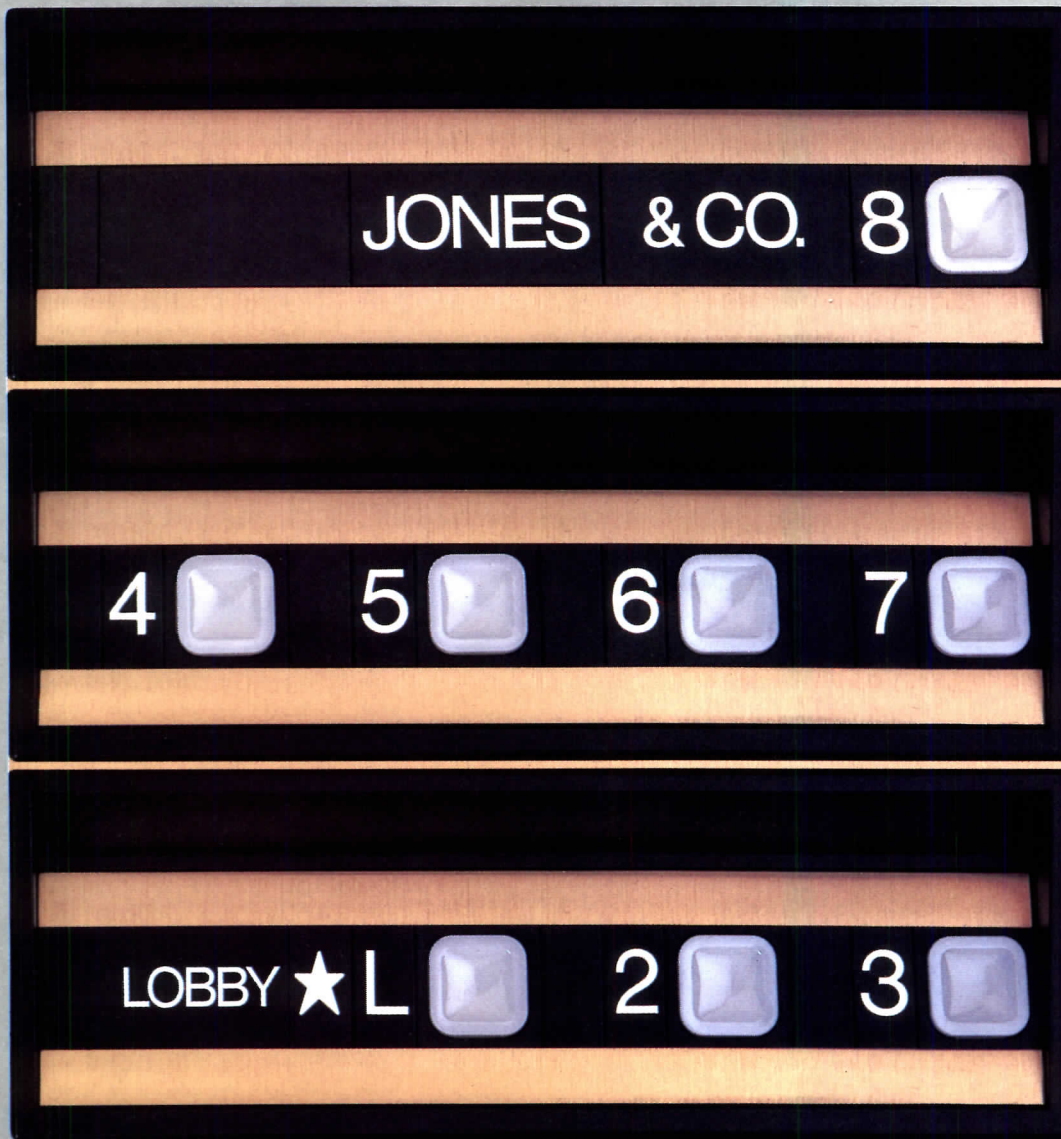
But your company can fight back... by joining your local community's fight against illiteracy. Call the Coalition for Literacy at toll-free **1-800-228-8813** and find out how.

You may find it's the greatest cost-saving measure your company has ever taken.

A literate America is a good investment.




Only Dover Elevators with the



In a changing world, count on Dover to keep you current. With an innovative and flexible approach to elevator signal fixtures—Impulse.

Impulse[®] is the first system that lets you integrate signage directly into the cab operating panel. So tenants' names (or any other kind of ID) can be right there by the button. Even better, it's completely modular. You can add to, delete, re-arrange elements as needed.

ator keeps up Joneses.



Signage and buttons are recessed at a 20° angle facing up, so they're easy to read, easy to use.

Since it's pre-engineered, Impulse can be assembled and delivered quickly. Which can be important when you're keeping up with the Joneses.




For more information on Impulse signal fixtures, call your local Dover office or write Dover Elevator Systems, Inc., P.O. Box 2177, Memphis, TN 38101.

DOVER[®]
ELEVATORS

*Making more
elevators makes
Dover No.1*

Design awards/competitions: Concrete Reinforcing Steel Institute 1987 Awards for Excellence in Concrete Structures

The versatility of reinforced concrete was much in evidence among winners in this year's Concrete Reinforcing Steel Institute awards program. The projects shown were selected from among 84 entries by a jury chaired by Leon Bridges, of Sheladia/Bridges, in Baltimore. Other participants in the judging were Donald M. Hisaka, of Hisaka and Associates, in Cambridge, Mass.; Walter P. Moore, Jr., of Walter P. Moore and Associates, in Houston; and Maria F. Murray, of the AIA.




1. The Terraces at Perimeter Center, Atlanta; Skidmore, Owings & Merrill, Architects. The glass curtain wall is progressively set back from the exposed poured-in-place frame at the highest floors of these office buildings, creating the balconies referred to in the project's name. The jury found the project to be "very comfortable for Atlanta," and hailed "the coherence of all the parts . . . and the very fine workmanship."


2. Campus Drive Pedestrian Bridge, University of California, Irvine; SGPA Planning and Architecture. This 250-ft-long cantilevered bridge "is a straightforward design that is truly expressive of the kind of freedom one can achieve in a structure designed of reinforced concrete." The bridge crosses a busy thoroughfare linking a college campus to a community business district.

3. 1315 Peachtree, Atlanta; Thompson, Ventulett, Stainback & Associates, Architects. Varying program requirements (a branch library, offices, and a parking structure) were "resolved efficiently without a massive internal structure," according to the jury. Long-span, poured-in-place beams permitted column-free interiors with minimum floor-to-floor heights. The sandblasted-finish post-and-beam structural solution is expressed on the exterior.

4. The Diamond, Richmond, Va.; Baskervill & Son, Architects. "Truly an unusual construction system for a stadium," commented the jury in premiating this 12,000-seat baseball facility built entirely of concrete. V-shaped piers on one-story-high buttresses support the upper stands and roof from the rear. Seating elements and roof ribs were cast using innovative technology to ensure the required close tolerances.




5



6

5. Student Services Building, University of Utah, Salt Lake City; Astle/Ericson & Associates, Architects. Reinforced concrete was initially employed to reduce the floor-to-floor height, permitting connection to an adjacent historic building. The jury was impressed by the articulation of the structural elements, which took advantage of "the strong inherent visual characteristics of reinforced concrete." In addition, the inventive control of light "creates a very warm structure."

6. Ameriwest Financial Center at Park Square, Albuquerque; Skidmore, Owings & Merrill with Holmes & Narver, Architects. The exposed-concrete frame of this 10-story office building has a sandstone finish that relates the structure to the Southwestern style of other buildings in its mixed-use complex. "An excellent expression of reinforced concrete," said the jury. "The entrance is inviting and the concrete detailing, as it progresses upward, expresses the increasing lightness of the loads."




7

7. Sunshine Skyway Bridge, Tampa Bay, Fla.; Figg and Muller Engineers. The 1,200-ft main span is the longest of any concrete cable-stayed bridge in the U. S. Sections of the roadway were precast on site and then placed in their final position. Reinforcing steel was epoxy-covered to retard corrosion in the severe marine environment. The jury exclaimed, "This has to be


one of the most beautiful bridges in the United States," likening the triangular pattern of cables to yacht sails on Tampa Bay. More than a mile and a half in total length, the structure is both "monumental" and "poetic."

Williamsburg Bridge Replacement Competition

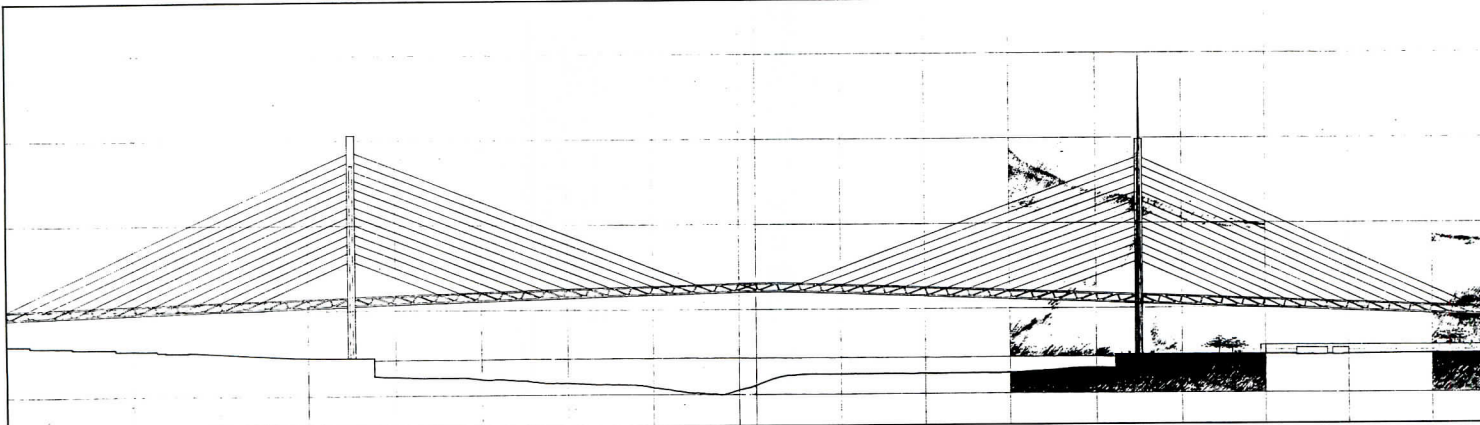
A technical advisory committee to the City and State of New York recently invited engineering teams from all over the world to submit concepts for replacing the 85-year-old Williamsburg Bridge, which spans the East River from lower Manhattan to Brooklyn. The selection of designs shown here (25 were submitted) indicates not only the state of the art of bridge design, but also ways architects can participate in shaping such public structures. After receipt of the entries,



1



2



3

The Williamsburg Bridge, designed by L. L. Buck and opened in 1903, is a suspension bridge with a roadway of stiffening trusses (see section, 4). The ungalvanized wires of its cables have been a source of problems virtually from its opening—raw linseed oil and a mixture of fish oil and mineral spirits have at times been poured into the cable casings to retard corrosion. Rusting of the beams supporting the roadway, however, was responsible for the recent closing.




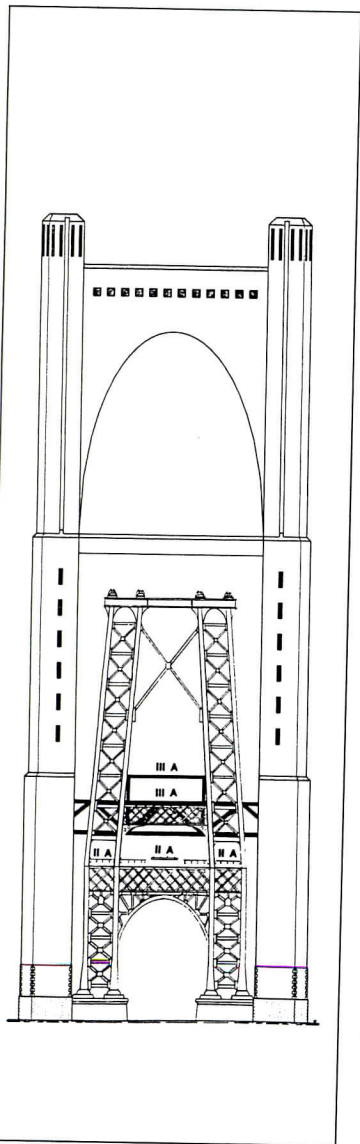
Cable-stayed bridges predominated among the 25 submissions to the recent competition; only three suspension structures were proposed, and one cantilevered-truss scheme. Although the program did not require use of the existing alignment for the replacement span, many entrants recognized that a new location would require large-scale, politically unpalatable demolition. Thus, the proposals included many inventive ways to keep the existing bridge in use while building over or around it.

1. U. Finsterwalder with Thornton-Tomasetti, Engineers, of Munich and New York. This suspension bridge spans 1,600 ft between piers and has a concrete-box superstructure. Subway lines are carried inside, and autos are carried on top of the box and on extensions cantilevered out from its sides. Catenary cables are encased with grout and sheathed in tinned copper for additional strength and to retard corrosion. Side-span main cables are straight, rather than curved, and carry no roadbed suspenders. The structure would be built adjacent to the existing bridge.

2. Acer Freeman Fox with Morrison-Knudsen Engineers, of London and New York. A single plane of cable stays bisects a steel-box roadway in this scheme, located several blocks north of the existing bridge. The present structure would accommodate trains, while auto and truck traffic would use the new bridge. The towers are of reinforced concrete.

3. Ove Arup & Partners, Engineers; Michael Fieldman & Partners with Harry Wolf, Architects, of London and New York. Two parallel cable-stayed bridges are proposed, the cables supporting the outer sides of

it was discovered that deterioration of the bridge was far more advanced than had been previously thought. At press time the structure—which carried 134,000 autos per day, two subway lines, and over nine percent of truck traffic entering Manhattan—was closed to all but limited auto traffic. In June, the advisory committee proposed a rehabilitation program rather than adoption of one of the replacement schemes.



double-decked steel-truss roadways. One bridge will be constructed immediately south of the existing span, the other on the same location as the present bridge, after its demolition. The architects have designed parks, housing, playgrounds, and other spaces for public use at the approaches.

Skidmore, Owings & Merrill, Architects/Engineers, of New York. To maintain the existing alignment, reinforced-concrete towers are constructed around the old bridge towers. Cable stays slope in from the towers to support the outside edges of the double-decked steel-truss roadbed,

which runs above the present roadway and is narrow enough to fit between the vertical supports of the extant towers (dark outline in section). The top of the old bridge can be used as a work platform before being demolished.

5. Andrews & Clark, Buckland & Taylor, Fruchtmann Development Services, Ehrenkrantz Group & Eckstut, Jenny Engineering, Engineers and Architects, of New York, Vancouver, and Springfield, N. J. A single-tower cable-stayed bridge is located upriver of the present span and supports upper and lower decks for auto and

truck traffic. Subway trains are to be routed to a new tunnel adjacent to the existing bridge, which would be demolished.

6. Bruno Thürliman, VSL International, Wenaweser & Wolfensberger, I. M. Pei and Partners, Travers Associates, Engineers and Architects, of Zurich, Berne, New York, and Clifton, N. J. Reinforced-concrete towers support a single-level roadway by means of cable stays anchored in the outboard side of the roadway. Bicycles and pedestrians travel on a separate deck hung from cables above the main roadway. The structure would be located

adjacent to the present site. **7. DRC Consultants and Parsons Brinckerhoff Quade & Douglas, Engineers, with Der Scutt, Architect**, of New York. A cable-stayed structure comprises steel towers, a single deck, and a center box truss (which encloses subway lines). The stiffening truss and towers are sheathed in bronze-tinted reflective glass. Observation decks reached by exterior glass elevators are proposed atop of the towers.

CARADCO

Timeless design meets modern ingenuity.

Now you can include the elegant style of authentic true divided lites in your best architectural designs—without giving up comfort or practicality.

The natural wood windows and patio doors in the Georgetown™ Collection by Caradco are available with insulated glass and 1 $\frac{3}{8}$ "-wide muntin bars or single pane with $\frac{7}{8}$ " muntin bars. Caradco has combined this timeless look with the latest technology and energy efficiency.

Custom or in-stock, Caradco's Georgetown true divided lite windows and doors give your imagination room to work, and your business room to grow.

Compare the quality.

Compare
Caradco

A Kusan, Inc. Company, Rantoul, Illinois 61866

A complete line of quality true divided lite wood windows and patio doors: casements, awnings, double hungs, round tops and custom.

Circle 36 on inquiry card

Books

Charles Correa, by Hasan-Uddin Khan, with essays by Sherban Cantacuzino and Charles Correa. Singapore/New York: Concept Media/Aperture, 1987, \$30.

Geoffrey Bawa, by Brian Brace Taylor, with essays by Barbara Sansoni and Ulrik Plesner. Singapore/New York: Concept Media/Aperture, 1986, \$30.

Reviewed by Scott Gutterman


These two monographs, part of the "Architects in the Third World" series, are sterling examples of documents useful for fostering genuine cross-cultural understanding in an era of ever-increasing global interdependence. Their subjects, the architects Charles Correa of India and Geoffrey Bawa of Sri Lanka, active figures in their respective countries since the late 1950s, have produced impressive bodies of work. The uninitiated reader may well be stunned by the elusive combination of formal inventiveness and sensitivity to tradition exhibited here. Although both architects were trained outside their native countries (Correa in America, Bawa in England), each returned early to his native country to practice, expressly determined to employ a newly acquired international style vocabulary in solving local design problems. For a time, Le Corbusier acted as an unofficial mentor to both men, but his influence gradually diminished and was replaced by an evolving personal sensibility that could accommodate the specific needs of their fellow citizens. (Says Correa, "I used to think India was lucky to get Le Corbusier, but now think Le Corbusier was lucky to get India.") The architects followed quite different paths in succeeding years, and they

represent but two responses to their respective communities. Correa appears positively mercurial in the diversity of his interests, from a concern for the difficult issues of town planning to a fascination with ancient forms. Bawa emerges as a distinctive commentator on the relationship between natural and built form.

The informative essay by Sherban Cantacuzino that introduces Correa's work traces the architect's development from his early interest in the "great sculptural decisions" of Le Corbusier to his growing appreciation of the indigenous architecture of India. Open-to-sky spaces, such as the traditional *chatri*, are used to great effect in his first important commission, a memorial museum and study center devoted to the work of Mahatma Gandhi. At the root of Correa's work is a deeply considered response to climate and social function. The architect shuns the building of air-conditioned office towers as inappropriate to his country's needs, preferring to draw on traditional solutions for the circulation of air and maintenance of temperature, such as ringed walls and inner pools. In this way, Correa intends to pay homage to his former mentor by creating "a true machine for living." All of the architect's work is shaped by what he terms the three forces of architecture: technology and economics, culture and history, and the aspirations of people. While the first two principles motivated the design of the Gandhi memorial, Correa is true to the third in his response to the drastic need for worker housing. By establishing design guidelines (rather than an inevitably rigid scheme), Correa helps solve several problems at once: workers are involved in the construction of their communities (the settlements are built by their inhabitants), the

local architectural vernacular is maintained (workers build what is familiar), and costs are lowered. He admits a preference for what he calls "disaggregated" forms. The greatest flexibility is allowed within a loose pattern, yet his designs frame an inevitable

direction for development. Correa finds both functional and symbolic value in the form of the mandala, and uses it as the basis for his State Assembly Building in Bhopal. By correctly viewing the project site as merely a piece of the urban totality, Correa
Continued on page 71

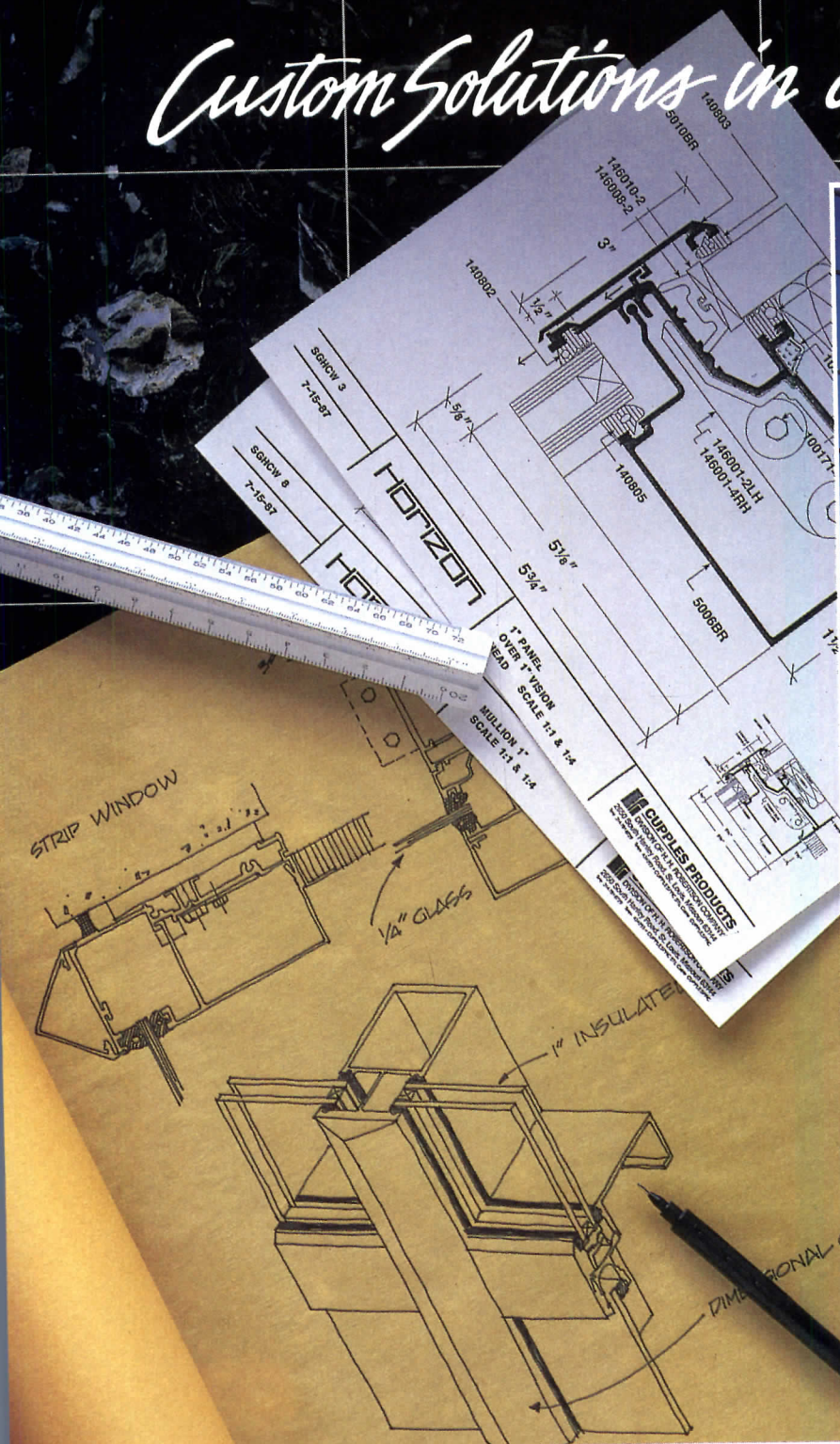


"The City Planning Office promised to keep manufacturing plants and refineries out of the heart of London. In fact, Lloyd's guaranteed it."

Scott Gutterman is a free-lance writer in New York City.

HORIZON

Custom Solutions in a Standard System



Put forty years of experience in custom curtainwall solutions to work on your next curtainwall project. The design technology for pressure-equalized and thermally improved walls has been pre-engineered into Horizon

systems. Choose conventional or silicone glazing, curtainwall or strip window, glass, stainless, stone or aluminum. Incorporate patterns using Graphiclad™ panels with Duragraphic™, a fluoropolymer coating by PPG.

engineering, pre-testing and a vast range of problem solving in one standard system supported by dealer distribution for quick delivery. For the Horizon dealer nearest you contact Phil Moran at Cupples (314) 781-6729.

The Horizon system combines low-cost, high quality, pre-

CUPPLES PRODUCTS
DIVISION OF H.H. ROBERTSON CO.

2650 South Hanley Road
St. Louis, Missouri 63144
(314) 781-6729
Telex #: 434393 CUPPLESPRC
Cable #: CUPPLESPRC

Collecting Frank Lloyd Wright: Vandalism or public service?

By David A. Hanks

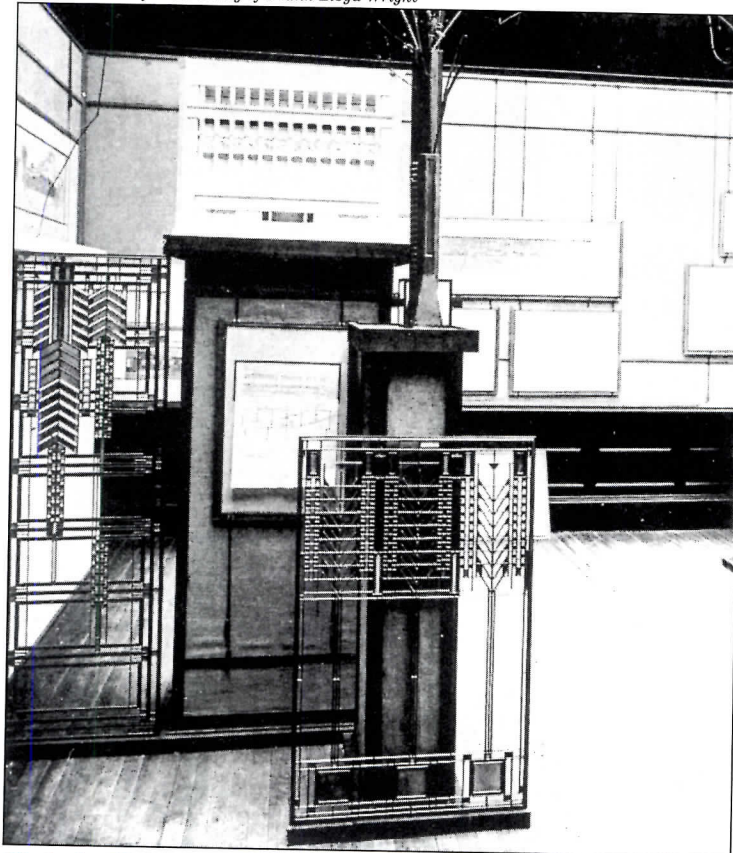
In an English preface to the German version of the Wasmuth portfolios of 1910, Frank Lloyd Wright wrote: "In Organic Architecture, then, it is quite impossible to consider the building as one thing, its furnishings another, and its setting and environment still another. The Spirit in which these buildings are conceived sees all these together at work as one thing . . . The very chairs and tables, cabinets and even musical instruments, where practicable, are of the building itself, never fixtures upon it . . ." Maintaining the "organic" unity of Wright's interiors as completely as possible would therefore appear to be critical to the preservation of his architecture. But the recent rapidly increasing popularity of his interiors and decorative designs has unfortunately encouraged dismantlement and dispersal, as collectors and museums—normally a means of preserving significant works of art—scramble for the limited items available. The very individuality of each of Wright's designs has also, paradoxically, contributed to their dilution: can we expect present-day owners to look upon the private Wright house as a museum, or can it be adapted for contemporary living? Can furniture designed by Wright early in this century (some of it beautiful, but nearly dysfunctional) be made to work for present-day occupants?

Removal of interiors and other architectural elements is not unique to the work of Frank Lloyd Wright. Many of the great works of art and decorative art seen in museums were originally made for specific settings. While it is unquestionably preferable to see Wright's work installed as he designed it, it may be an overreaction to be alarmed

David A. Hanks is president of his own decorative-arts consulting firm in New York.

The decorative art objects of Frank Lloyd Wright are commanding previously unthinkable prices in the art market. David A. Hanks, the current advisor to the National Center for the Study of Frank Lloyd Wright, at Domino's Farms, Michigan, discusses ways to prevent the corrosive effect of piecemeal acquisition on the integrity of the architect's early houses. Mr. Hanks's catalog of the works in the National Center (from which this article is derived) will be published in 1989.

National Center for the Study of Frank Lloyd Wright



Works by Wright installed under his supervision at the Art Institute of Chicago, 1907.

whenever his designs are taken out of their original context. It is known that Wright's esthetic evolved over time and that he sometimes dramatically "modernized" earlier interiors. (The best example of this is his own Oak Park home and studio, in which restorers have had to decide which era to preserve.) The architect's own philosophy would have precluded the "museumization" of his houses and interiors; Wright believed his work should be lived in.

In 1908, Francis W. Little sold the Peoria, Illinois, house Wright designed for him six years earlier but kept some of the furnishings and decorative objects for installation in a new Wright-designed Minnesota house, which was built in 1912—perhaps the earliest alteration of a Wright interior. There were many disagreements between Wright and Little over the later

house, and we can infer that Wright objected more to the addition of the earlier furniture to the new design than to the fact that the earlier house had been "compromised." The 1912 living room can be seen with both 1902 and 1912 furnishings at the Metropolitan Museum of Art in New York. In fact, most of the furnishings that Wright designed to be integral to his Prairie houses were removed or updated either by the original owners or by later ones, thereby altering the unified entities that Wright had intended. By the 1960s, Prairie houses retaining any of their original furnishings were exceptional, and seldom was an appreciation and understanding of Wright's principles of organicism inherited by succeeding owners.

During his career, Wright's decorative designs and interiors were not held in anything like

the high regard that now prevails. Wright furnishings were sometimes discarded or relegated to storage as recently as the early 1970s. A later owner of the 1908 Meyer May house, in Grand Rapids, Michigan, went so far as to chop up the magnificent dining table and lamps and incorporate some of the pieces into a firewood storage box. The dining table of the William G. Fricke house (1901, Oak Park, Illinois), now in the Victoria & Albert Museum, was once used as a basement work table.

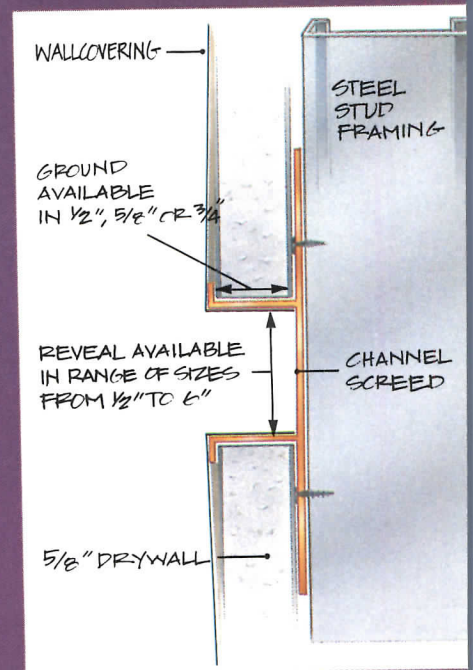
A number of successful sales of Wright's work at auction in the early 1980s confirmed the renewed interest in Wrightiana evident in the late 1970s. Items commanded prices previously unheard of for American furnishings, equaling even important 18th-century examples. Owners of Wright houses were faced with an unpleasant dilemma: in addition to being burdened with rising costs for restoration and maintenance, they had to insure windows, furniture, and other surviving artifacts at escalating valuations. Because of the lure of rising prices, Wright's decorative designs were no longer casually destroyed; on the other hand, a growing number of Wright house owners consigned windows and furnishings to auctioneers or dealers.

The Metropolitan Museum of Art has assumed a leading role in collecting Wright's designs. The Metropolitan's extensive collection includes a triptych of windows from the Avery Coonley Playhouse of 1912 and the aforementioned Francis Little living room. The acquisition of metal furniture from the 1904 Larkin Company Administration Building can be considered a preservation effort, since furnishings are the only artifacts to survive the destruction of the building in 1950. The purchase of the interiors from the Little house

FRY MOLDINGS: A COMPLEMENT TO THE BEST DESIGNS.



When The Nadel Partnership chose to use Fry Reglet curved aluminum moldings as a main feature of their own interior, we were flattered. It showed that architects have the utmost confidence in our product. After all, our company's own office makes a strong statement about them, so it has to be right. Fry moldings, which for over 20 years have added function and design to exteriors, are now enhancing interiors as well.



When you are searching for something special to complement your design, specify Fry and bring your rich imagination to life.

FRY REGLET
Aluminum Architectural Molding

Headquarters of The Nadel Partnership - Architecture, Planning, Interiors. Los Angeles, California.

Look for us in Sweets Catalog 09200/FRY.
625 South Palm Avenue ■ Alhambra, CA 91803 ■ (818) 289-4744 ■ Fax (818) 289-0537
2777 Peterson Place ■ Norcross, GA 30071 ■ (404) 441-2337 ■ Fax (404) 441-3194

Circle 38 on inquiry card

Throughout much of this century, Wright's decorative designs and interiors were not held in anything like the high regard that now prevails. As recently as the early 1970s, Wright furnishings were sometimes discarded or relegated to storage. A later owner of the 1908 Meyer May house went so far as to chop up the magnificent dining table and lamps and incorporate some of the pieces into a firewood storage box.

National Center for the Study of Frank Lloyd Wright



The living room of the 1912 Francis W. Little house, which includes some Wright-designed pieces from Little's 1902 house.

The National Center, by the comprehensiveness of its collection, has stimulated intense interest, but it has also caused an outcry because of the phenomenal prices Thomas Monaghan, president of Domino's Pizza, paid to assemble it. Although the collection is part of a larger program to preserve Wright's architectural heritage, there is no question that Monaghan's purchase of individual objects at record-breaking prices encourages their removal from the original architectural settings. To counteract this trend, Domino's Pizza has developed and adopted collecting guidelines that, if followed by museums, dealers, and auction houses, would help preserve Wright work intact. The National Center will not purchase items from Wright homeowners, or items recently removed; the provenance of items offered by dealers is thoroughly checked; house museums are given first right of refusal when an object originally came from that house.

Still, the role of museums in preserving Wright's decorative designs has yet to be resolved. On the one hand, removing any of the original furnishings and fittings from Wright structures obviously compromises their

architectural integrity, yet the realities of private ownership make the preservation of interiors as originally planned essentially an unobtainable ideal. Acquiring significant works of art and architecture from any period in order to preserve them has long been considered a responsible function of museums. The presence, therefore, of furniture, windows, and other examples of Wright's decorative work in museums may be preferable to their dispersment to private hands through auction sales and dealers.

Efforts to preserve Wright's architecture in place have grown along with interest in his decorative designs. Public awareness can sometimes blunt the competitive dynamic that develops over items of rapidly escalating value. Ironically, though, Wright's buildings often have more value in fragmentary form than in their complete state. The Ward Willits residence (1901), for example, was on the Illinois state preservation register when it was offered for sale in 1983 at \$450,000. Had the windows alone been removed and sold separately, they might have commanded \$1 million or more in total. Unquestionably, the integrity of the architecture

would have been severely compromised without the patterned screen of art glass which helped define the interior space. Ostensibly because of their deteriorated condition, the original windows have been replaced with reproductions (the exactness of which has been questioned); the original windows have now been donated to the Chicago Historical Society.

High auction prices may account for the removal of art-glass windows and furniture, but Wright's architectural coherence was no less diminished by later structural additions, unsympathetic color schemes, and alterations for different ways of life. Some owners justify the sale of decorative items by plowing the proceeds into restoration of the building, but this approach will inevitably remain controversial.

Publicly maintained Wright structures pose special problems. The Frederick Robie house (1908), which represented the culmination of Wright's Prairie period, was almost demolished in 1957. At that time, its very preservation was considered a victory. When it was renovated in 1969 by the University of Chicago for use as the Adlai E. Stevenson Institute of International Affairs, Skidmore, Owings & Merrill adapted this important interior for conference center/office use. This remodeling would not now be considered sensitive, but Wright's all-encompassing yet highly detailed approach makes any change of use extremely difficult. (Many feel the Robie interiors should be restored so that the house will convey Wright's original unified vision. This task is possible since both the house and the items removed from it belong to the university.)

Fortunately, through public and private efforts, a number of Wright's best houses are being preserved as museums. The state

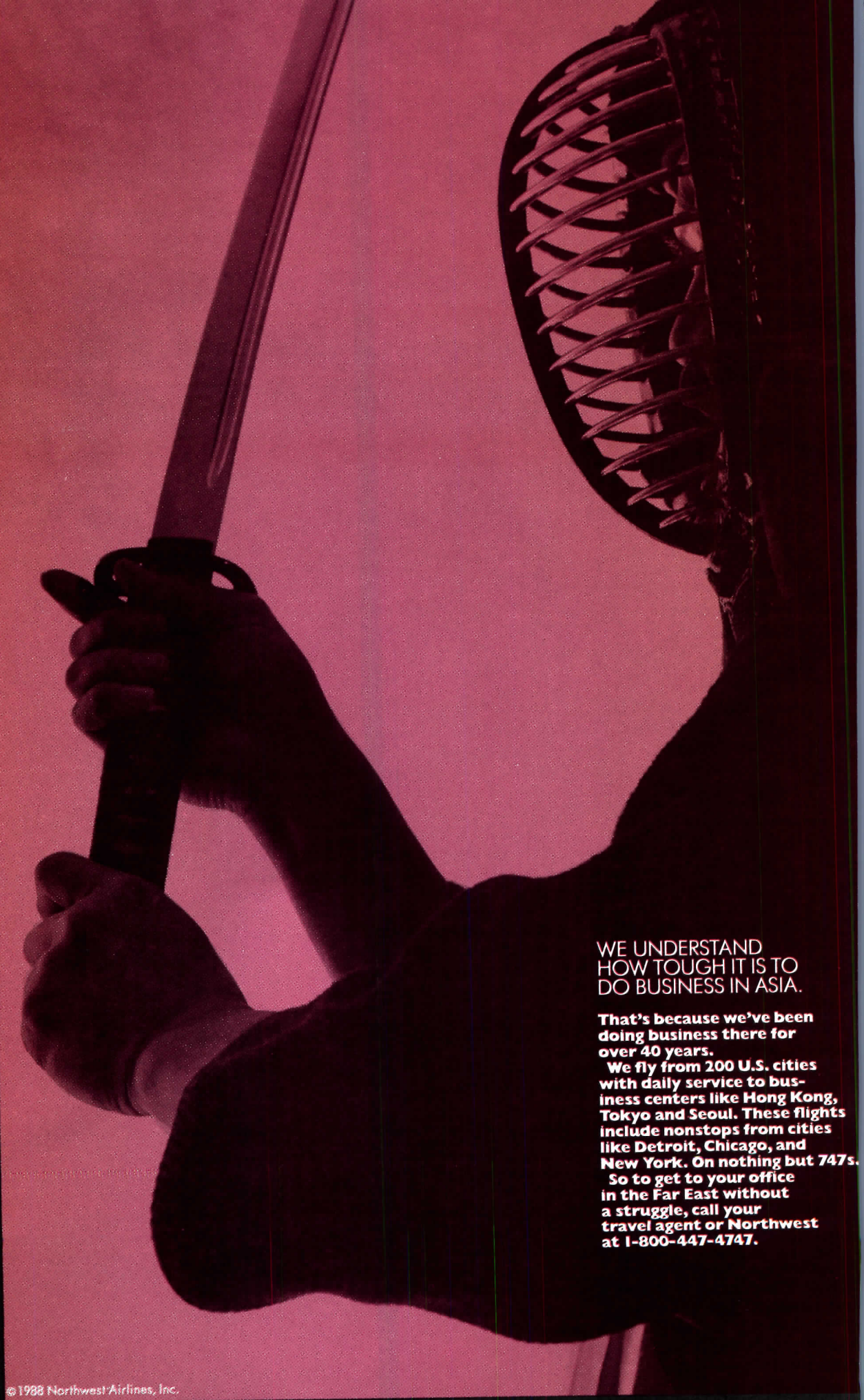
Continued on page 71

might have been thought an act of vandalism were it not for the fact that this important structure was about to be demolished. The Little interiors are now divided among several collections: the library is installed in the Allentown (Pennsylvania) Art Museum and the bedroom wing is now in the Domino's Pizza Collection, which is part of the National Center for the Study of Frank Lloyd Wright in Ann Arbor, Michigan.

Wright saw museums as an appropriate setting for his work, and he encouraged the exhibition of his designs apart from the architectural settings to which they were once integral. He was involved in installing exhibitions of his early work at the Art Institute of Chicago in 1902, 1907, and 1914; in 1947 he gave two chairs to New York's Museum of Modern Art (one from the Larkin Building, a second designed for his own Spring Green residence). Perhaps he believed his designs would be compared favorably to those of his contemporaries if seen in a museum context. Wright's attitudes toward museums and museum exhibition were ambivalent, if not contradictory. But it is clear that he felt many of the objects now collected could have an esthetic life independent of the interiors for which they had been designed.

In 1974, a number of museums purchased (from a prominent New York dealer) windows that had been removed from the Darwin D. Martin house in Buffalo. By that time, the house had been bought by the State University of New York (it is currently used by the School of Architecture and Environmental Design). The removed objects are now far too valuable to be re-acquired. In this case, it is reasonable to ask whether these institutions were not, even indirectly, encouraging destruction of the essence of Wright's work.

NORTHWEST



WE UNDERSTAND
HOW TOUGH IT IS TO
DO BUSINESS IN ASIA.

**That's because we've been
doing business there for
over 40 years.**

**We fly from 200 U.S. cities
with daily service to bus-
iness centers like Hong Kong,
Tokyo and Seoul. These flights
include nonstops from cities
like Detroit, Chicago, and
New York. On nothing but 747s.**

**So to get to your office
in the Far East without
a struggle, call your
travel agent or Northwest
at 1-800-447-4747.**

© 1988 Northwest Airlines, Inc.

LOOK TO US  NORTHWEST AIRLINES

makes architecture that is truly responsive. And by understanding constraints rather than avoiding them, Correa manages to function as a vital agent of change in a glorious but troubled country.

The architecture of Geoffrey Bawa is more personal meditation than social response. Bawa came to the profession at the age of 40, after having practiced for some years as a lawyer. His earliest work—indeed his prime motivation to become an architect—centers on the development of a property in Lunuganga that later became his home. Bawa was fascinated by the process of shaping this domain; he formed a lush, tropical garden and intertwined its form with that of the house. Brian Grace Taylor's introduction to the volume on Bawa's work traces his development in "the creation of places for vistas onto Nature." The architect's idiosyncratic approach transcends landscaping by engaging natural forms in a dialogue with manmade ones, and by juxtaposing elements in an unfamiliar yet cohesive manner. Taylor compares Bawa's feeling for the land—his sense of history and place, of growth and decay—with Carlo Scarpa's approach to building in Venice. The cumulative effect of the garden at Lunuganga is also likened to a 16th-century Italian garden, in that it works "as a series of rooms seen in succession or as a whole."


Bawa's later works are similarly tied to Sri Lanka's rich terrain. His house for Ena da Silva beautifully incorporates the owner's substantial collection of artifacts into a plan that artfully integrates both the clay-tile roofs that are indigenous cultural expressions and a large mango tree that dominated the grounds. Lately, the scope of Bawa's work has grown considerably, most notably in the impressive new parliamentary complex at Kotte. The buildings are located on an island in a manmade lake; large copper roofs set on timber pillars form the basic ordering structures. The grouping is both functional and extraordinarily elegant, and it points toward a greater public role for Bawa's engaging style of architecture.

of Illinois maintains an important 1903 building, the Susan Lawrence Dana house in Springfield. For a Wright Prairie house to survive until 1981 with its original furnishings intact was most unusual, but such was the case when the Dana residence was put up for sale. As with the Willits house, its windows and furniture were more valuable if removed from the house. Through intervention by the governor of Illinois, however, the state was able to preserve the house and its furnishings together. Another highly successful effort was undertaken in 1986 by Steelcase Inc., in the restoration of Wright's Meyer May house in Grand Rapids (Steelcase's home city). Domino's Pizza is restoring the "Snowflake House" in Plymouth, Michigan, originally designed by Wright in 1941 for Carlton David Wall.

Reconstruction at the Domino Farms site is also underway on Wright's house-as-museum, the 1,700-square-foot, two-bedroom Usonian Exhibition House and Pavilion, first erected in 1953 on the site of the Guggenheim Museum in New York, as part of the exhibition "60 Years of Living Architecture." (For 30 years the structure was thought to have been destroyed, but it had been dismantled and stored by a former Wright apprentice.) Preservation grants, such as those awarded by Domino's Pizza, can also assist preservation of Wright buildings already open to the public but in need of restoration.

Renewed interest in many kinds of American architecture calls for an awareness of the complexities and ethical difficulties that are presented by the collecting of architecture and decorative arts. It should be possible to undertake a rational plan of preservation in which museums, collectors, dealers, and owners—not just of Wright's houses, but of any works of collector interest—join in a united effort to secure the work in a context appropriate to it.

Innovative Marble and Tile, inc.




The Stone Specifier®



ONE BOCA PLACE,
BOCA RATON,
FLORIDA
ARCHITECTS:
SMALLWOOD,
REYNOLDS,
STEWART,
STEWART AND
ASSOCIATES, INC.

Produces results.

To find out more about Innovative Marble and Tile and our patented stone specifier program, or to sample our library featuring the largest selection of marble, granite and man-made dimensional stone, quarried worldwide, contact our New York headquarters.



New York
470 Smith Street
Farmingdale, NY 11735
(516) 752-0318
Fax# (516) 752-0411
1-800-62 STONE

California
8436 West Third Street
Los Angeles, Calif. 900
(213) 653-5533
Fax# (213) 653-6072
1-800-62 STONE

W.U. Telex. 880145 INNOVATIVE

Circle 39 on inquiry card

Weather Shield's cost-effective, Extruded Aluminum "Panning System" was the perfect choice for the Edgewater Psychiatric Center.

— Harrisburg, PA —



Edgewater Psychiatric Center

At Last!

A Cost-Effective, Extruded Aluminum Panning System

Building renovation is an important segment of the market. And in the past it was difficult to locate retrofit wood windows that were functional in design, easy to install and cost efficient. But not any longer.

Weather Shield's aluminum panning system offers the following advantages: (A) Minimal expenditure of labor; (B) Installation is accomplished from inside of the structure; (C) Existing perimeter wood frames can remain intact; and (D) All cutting, drilling and punching is done at the factory to speed assembly in the field.

Consider the additional benefits of Weather Shield's energy efficient wood windows:


- Extruded aluminum panning of .072 thickness, for strength and paint durability, is available in three colors — White, Adobe and Desert Tan.
- Units are available up to 1½" triple insul glazing with optional hard coat Low "E" glass.
- Architecturally styled extruded aluminum clad sash interlocked to wood sash interior.

Contact Weather Shield for complete details on how our extruded aluminum panning system combined with our energy efficient aluminum clad wood windows can provide for the easy window replacement in both commercial and residential applications.

Weather Shield products are available with SUNGLAS HRp (heat reflective) Low "E" glass. A product of



Glass Division.



Weather Shield Mfg., Inc.
Medford, WI 54451 • 715/748-2100

All Weather Protection - Always!



"Better Ideas In Wood Windows!"



REVOLUTION OF THE SPECIES



Can you imagine the possibilities for a revolutionary composite material which unites the best characteristics of real wood and decorative laminate?

Envision wood surfacing products which are handled, fabricated and postformed as easily as postforming grade decorative laminates. And are available to you in 16 "hybrid" species, ranging from familiar domestics to rare exotics (like Brazilian Rosewood, shown above).

The products are WILSONART® Craftwood™ Laminates. And by creating them, we've also created a whole new way of thinking about wood surfacing.

The strength of this material is a tough phenolic backer sheet, faced with unfinished, A grade veneers. Together, they make Craftwood Laminates the natural selection for any interior application demanding the warmth and beauty of bookmatched wood . . . without the problems associated with fragile standard veneers.

©1988, Ralph Wilson Plastics Co.

Another revolutionary idea: rethink the notion that the tree is planted only when you specify the wood surfacing product. Craftwood Laminates are quickly and easily obtainable . . . as you expect every WILSONART product to be.

HOTLINE

When you need immediate response to a question, or quick delivery (within 24 hours) of product samples and literature, call toll-free (within the continental U.S.A.):

1-800-433-3222


In Texas: 1-800-792-6000

CRAFTWOOD™
L A M I N A T E S

The Natural Selection™

WILSONART®
BRAND DECORATIVE LAMINATE

Bringing new solutions to the surface™



Should your client pay for roofing on the reinstallation plan?

Your client will thank you for specifying the roof on the right. It's an ECI standing seam roof with a 20-year guarantee. The built-up roof on the left, however, is more likely to guarantee 20 years at hard labor. Because regular repair and maintenance are part of the package.

In fact, studies show that nearly 80% of a building's annual maintenance cost is to *keep* the roof doing what it's supposed to be doing. Protecting your client's investment.

An ECI standing seam metal roof is a better investment up front and down the road. It starts with our patented VersaLok® design for

amazingly quick and simple installation by ECI-trained builders you can count on. And it results in a roof so superior, we provide a 20-year warranty on weather-tightness, materials and finish.

In the long run, the difference is clear. Lasting value vs. a lasting headache. So, contact us for more information on the ECI standing seam roof system. Because the roof over your client's head shouldn't keep piling up overhead.



BUILDING COMPONENTS, INC.

Quality, American Style.

Offices and plants: Houston, Texas/Amarillo, Texas/Jemison, Alabama/Lodi, California/Tualatin, Oregon/Lakeland, Florida. See the yellow pages under 'roofing' for the ECI Authorized Builder in your area.

- Please send me more information on ECI's patented VersaLok® standing seam roof system.
- Please have a representative call me.

Name: _____

Title: _____

Company: _____

Address: _____

City: _____ State: _____ Zip: _____

Phone: () _____

Mail to: ECI Building Components, Inc.
P.O. Drawer C
Stafford (Houston), Texas 77477,
713/499-5611

Telex: 910-880-4435
Fax: (713) 499-0809





A flying start.

You're looking at the busiest terminal in the world's busiest airport: United Airlines at O'Hare. 400 flights a day through 85 acres of terminal.

That means a lot of escalators, moving walks and elevators. And no room for bottlenecks and breakdowns.

To handle all those millions of people smoothly and efficiently, United needed big and they needed good.

Fortunately, there's a word for that in Chicago: Otis.

The companies of United Technologies are working together on technologies that get people where they're going. Otis elevates in more than 140 countries worldwide. Pratt & Whitney powers more jet airliners than anyone else. UT Automotive makes vital parts of nearly every car on the road. And our propulsion systems are behind the most exciting journey of all—the exploration of space.

 **UNITED
TECHNOLOGIES**

MODIFIED BITUMEN ROOFING SYSTEMS.

Component compatibility.
Protection against the
elements depends on it.

There's more to a roof than a membrane. Modified bitumen roofs start with insulation, base felts and membrane ply, and include flashing, cant strips, gravel stops, fascias, expansion joint covers, vents and drains.

All must fit together for long-lasting protection against the elements. And they're all available from a single source.

That source is Marville, and we stand behind the finished product like no one else can, with the most comprehensive systems guarantee program in the industry.


For the whole story on DynaKap, DynaKap FR, DynaPly, DynaFlex, DynaBase, the Marville family of fiber glass/polyester reinforced elastomeric roofing systems, call your Marville sales representative or contact the Marville Product Information Center, P.O. Box 5108, Denver, Colorado 80217-5108. (303) 978-4900.



In this issue

The Japanese architect Arata Isozaki is known for the breadth of his frame of reference, so it is not surprising that he should invoke the Latin phrase “genius loci” in a discussion of his design for a country club on the outskirts of Tokyo (cover, drawing below, and pages 80-89). Literally translated as “the spirit of a place,” the classical term encapsulates a sought-after kinship—physical and symbolic—between the elegantly rustic clubhouse and its natural setting. Similar respect for site and tradition, addressed in an altogether different cultural setting, helped shape the New England school library by Architectural Resources Cambridge that is the subject of our second article (pages 90-95). ARC’s modest, yet hardly self-effacing, building adroitly meets the challenge of making itself at home among idiosyncratic neighbors.

The rural excursion ends there, though the influence of local character is just as pronounced in the stories that follow. On pages 96-97 we indulge in a little window shopping along New York’s Fifth Avenue, to compare various architects’ site-specific ventures into the world of high fashion, and their close encounters with the current “geniuses” of couture. Our focus on the changing look of the urban environment widens considerably to take in the topic of this month’s Building Types Study, the effect of speculative office development on the growth and spirit of three American cities: Hartford, Connecticut; Charlotte, North Carolina; and Bellevue, Washington (pages 98-111). Though not ranked among the nation’s metropolitan giants, this diverse trio faces problems confronting both the private and public sectors of many communities favored with the mixed blessings of prosperity. These case studies are cautionary tales: a quick infusion of “contextual” design is not enough to keep the spirit of a place alive.




*Musashi-kyuryo Country Clubhouse
Arata Isozaki & Associates, Architects*

Isozaki in the rough



Musashi-kyuryo
Country Clubhouse
Saitama Prefecture, Japan
Arata Isozaki & Associates,
Architects



Rendered in rustic stone and timber, the picturesque composition of Arata Isozaki's most recently completed building contrasts with the urbane geometries of his internationally recognized museum commissions. In an interview with RECORD editors Paul Sachner

RECORD: The Musashi-kyuryo Country Club returns to a building type with which you were involved over a decade ago, at the Fujimi Country Clubhouse (1972-4). But while your question-mark-shaped plan for Fujimi was a witty comment on the relevance of golf to Japanese culture, your latest design—with its references to indigenous architectural models—strikes a different, less ironic note.

Arata Isozaki: The new building *is* quite a big change from Fujimi. In the 1970s, Japanese city and country life were not so different as they are now. In fact, I designed the Fujimi Clubhouse to have a smooth urban character. Ten years later, though, some kind of escape from the modern city seemed more necessary, and I thought the best way to provide it was to create a more rustic clubhouse that related to the natural beauty of the landscape. Originally, the site of the Musashi-kyuryo golf club [located on the edge of Okumusashi Hill National Park in the Saitama Prefecture, two hours northwest of Tokyo] was a forest planted with huge cedar and cypress trees. I felt sad that these trees were going to be destroyed. Then, during excavation of the site, a beautiful green schist was also discovered. So I decided to incorporate the trees and stone into the design as significant symbols for the new clubhouse, memories of the forest.

RECORD: In the United States, country clubs are often designed in a conservative mode that reflects their members' way of life. Your country clubs, on the other hand, are startlingly original. Why are the Japanese apparently more willing to accept unconventional architecture?

Isozaki: Actually, most country clubs in Japan are also conservative, with traditional pitched roofs. The owners of Musashi-kyuryo had a special interest in design, however. They wanted to create something extraordinary in order to compete with other country clubs that already surround the area.

RECORD: Golf has become quite a mania in Japan. In Tokyo, for example, where land is certainly scarce, there are driving ranges tucked into precious real estate all over the city. Given the cult status of golf in Japan, can the program for a clubhouse in your country actually be the same as it would be in the U. S.?

Isozaki: Although I have never visited a country club in America, I think they are quite similar. The main functions are locker rooms, dining rooms, and sitting areas. I don't think there is anything really that special about a Japanese clubhouse.

RECORD: How did the site determine the form of the clubhouse?

Isozaki: Since the golf links are located on a flat area below the clubhouse, a low-rise building would have been invisible from a distance. I felt that the building needed a tall element to orient the players, so I included a tower.

RECORD: Another obelisklike tower also appears in your winning scheme for the Brooklyn Museum addition competition. Does the obelisk form have any special significance for you?

Isozaki: Actually, Musashi-kyuryo was designed two years before the Brooklyn Museum, and I conceived the clubhouse tower as a conical form, much lower than the obelisk of the final design and without any timber columns. But the intent was the same: I wanted to create a strong symbolic element in the middle of the building. The obelisk doesn't refer to a historical model, but was conceived as a metaphor for the forest that once stood on the site. Daylight is diffused through the wooden louvers as sunshine is filtered through tree leaves [opposite top]. The columns are symbolic, not structural. At first, I also wanted to construct the

roof in wood but, due to fire codes, it had to be made of precast concrete sized to timber dimensions. Its form expresses the idea of a Vierendeel truss or a ladder [opposite bottom]. Wood is also used as the primary finishing material in the interior. The floors are covered in wood bricks and are durable enough so that golfers can walk around with their spiked shoes on.

It was the client who first suggested that I incorporate timber from the site. I accepted that idea and expanded it to include native stone. For the Japanese, stone and timber are elements expressive of the spirit of a place, its *genius loci*. However, when the clients compared the available timber on the site to the thick columns in my drawings of the building, they decided we needed a sturdier type of tree to create the proper scale. We ended up transporting 60-foot-high trees from a forest 20 miles away. Everyone became so excited about them! I've used huge steel members before, but no one ever got excited about *them* because they thought of steel as a rational, manmade frame. People immediately felt something spiritual about the tree columns. There is, in fact, an important Japanese Shinto shrine with tree columns on a similar scale. During construction, we held a big festival to celebrate the installation of the tree columns.

RECORD: The public spaces of the clubhouse—the "obelisk" and the templelike cylinder, especially—do approach the religious quality associated with old shrines. Your references to historical models at Musashi-kyuryo, however, are executed in a far less literal manner than was employed in your Tsukuba Civic Center [RECORD, October 1983, pages 124-137], and their sources are much closer to home than the Western inspiration of Tsukuba.

Isozaki: Yes, there are obvious references to the stone bases of Japanese temples and castles. Using craftsmen trained in traditional techniques, I found that, unconsciously, automatically they created familiar Japanese forms. For example, the workmen began canting the stone walls in a classic Japanese way before I insisted that they be straighter.

RECORD: There seem to be traces of the Beaux-Arts in your drawings of the building, with their exquisite wash shadows. Is this an intentional resemblance?

Isozaki: The drawings were created for a GA gallery exhibition. Since I didn't have any really fine presentation drawings, I photocopied the production drawings of the clubhouse and rendered them in watercolors. These images may *look* Classical but I don't feel the design as a whole is particularly influenced by the Beaux-Arts. The composition, of course, is asymmetrical. Although you enter on axis into a great hall, the circulation from that point becomes multidirectional.


RECORD: You are best known internationally for your museum designs. Beyond the obvious programmatic differences, is there a basic relationship between those projects and this country club?

Isozaki: The breakdown of elements and the dialogue between the parts of the country club are similar to my designs for the Museum of Contemporary Art in Los Angeles [RECORD, January 1988, pages 102-111] and the Okanoyama Graphic Art Museum [RECORD, May 1986, pages 106-115]. But the rusticity of the country club is certainly different. My latest museum design—addition to the Hara Museum in Tokyo, which opened in May—also reflects this attitude. It too is finished in wood, though instead of an obelisk, it has a pyramid.

RECORD: History again, but memories of a different forest?

Isozaki: Perhaps.

and Deborah Dietsch, the eclectic Japanese architect explains how his design for a clubhouse on an 18-hole golf course intentionally blends his formal order with symbolism inspired by nature.

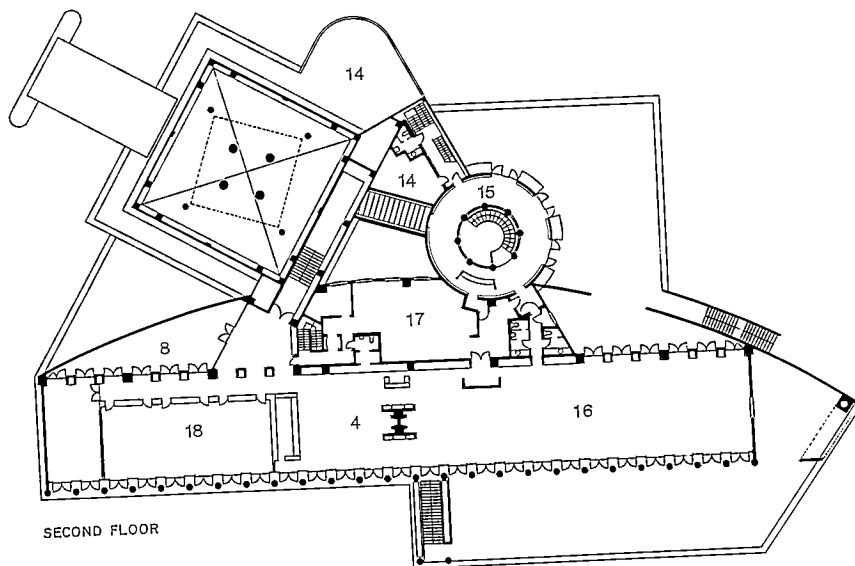


courtesy of Japan Architect

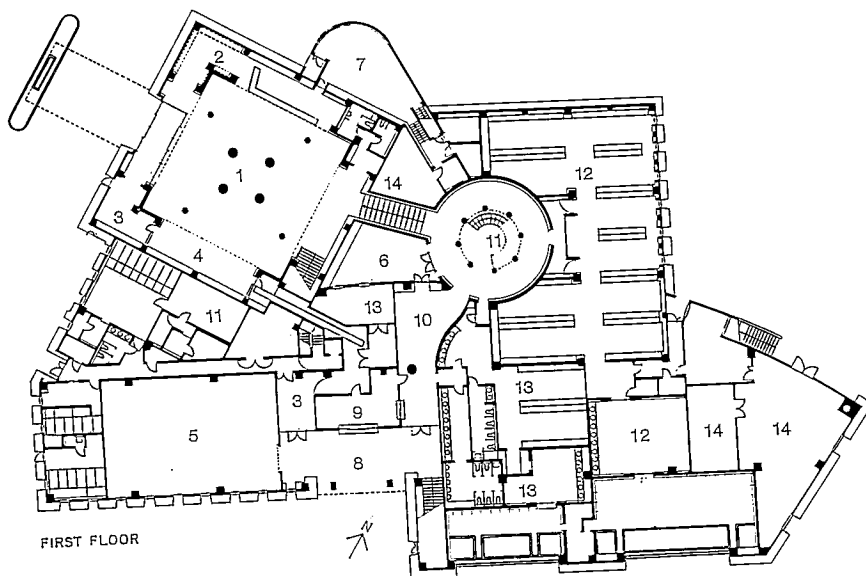
The square entrance hall, circular coffee lounge, and oblong restaurant/conference wing of Arata Isozaki's Musashi-Kyuryo Country Clubhouse (top plan) rest on a masonry base containing locker rooms, golf cart storage, and other support areas (bottom plan). Golfers

enter the clubhouse through walls finished in green schist excavated from the site (overleaf), the same stone that clads the exterior. After descending through a low passageway, members and guests emerge into a daylight hall within the cylindrical pavilion.

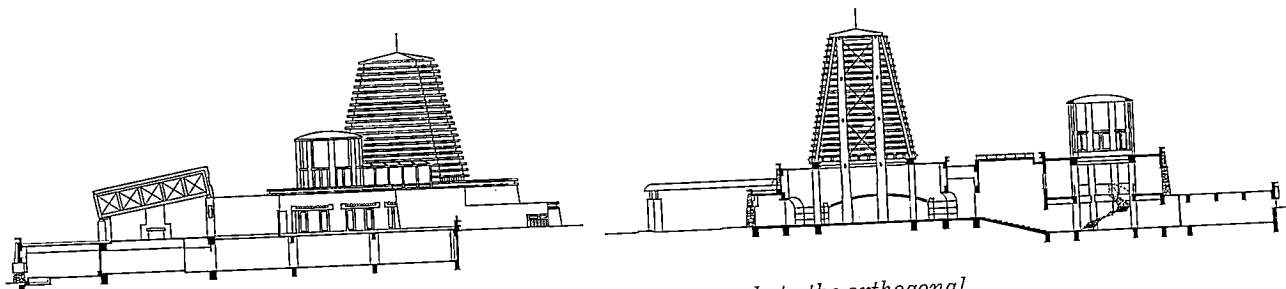
1. Entrance hall
2. Shop
3. Bag storage
4. Lounge
5. Caddie cart parking area
6. Courtyard
7. Office
8. Terrace
9. Caddie master's room
10. Starting hall
11. Locker hall
12. Men's locker room
13. Women's locker room
14. Mechanical
15. Coffee lounge
16. Dining hall
17. Kitchen
18. Competition room



SECOND FLOOR



FIRST FLOOR



The obelisk-shaped tower that crowns the center of the entrance hall is supported by the trunks of four 300-year-old cryptomeria trees stripped of their branches and bark (opposite). The 60-foot-high timber columns define the corners of a square set at an

oblique angle to the orthogonal hall, but on axis with an arched opening leading to a staircase and locker rooms. Within the obelisk, the tapered columns brace a slanted framework of wooden louvers that filter sunlight into the masonry-clad hall (opposite).







On the third story of the templelike cylindrical pavilion, a shallow-domed room for special occasions (top right) affords a spectacular panorama of the Musashi-kyuryo hills surrounding the country club. The main restaurant, in the south wing of the clubhouse (bottom right), commands views of distant Tokyo skyscrapers, visible through french doors and full-height windows. Angled clerestories enhance natural illumination throughout the dining room. Though fire regulations prevented Isozaki from realizing a design for public spaces constructed in wood, he nevertheless detailed the restaurant's exposed precast-concrete trusses as though they were timber (bottom right and opposite). A massive fireplace, constructed of indigenous stone, divides the main dining room from a cocktail lounge (opposite).



Musashi-kyuryo Country Clubhouse
Saitama Prefecture, Japan

Architect:

Arata Isozaki & Associates—
Arata Isozaki, principal-in-charge; Hiroshi Aoki, Kenji Sato, design team

Engineers:

Kawaguchi and Engineers (structural); Kankyo Engineering Inc. (mechanical/electrical/hydraulic)

General contractor:

Taisei Corporation





Dolben Library
 Northfield Mount Hermon School
 Northfield, Massachusetts
 Architectural Resources Cambridge,
 Architects

A scholarly addendum



Among the Northfield School's casually scattered buildings (partial campus plan opposite), the new Dolben Library gains prominence—and stylistic precedent—from its linkage with a turn-of-the-century gymnasium recently converted to a student center (above).

Until 1879, when the Bible-thumping evangelist Dwight Lymer Moody founded the Northfield School, its site was a religious retreat where denizens of the region convened to revive body and spirit. Today, the parklike setting, rolling from the Connecticut River valley toward the just-visible Berkshires, retains the unstudied repose of a rural haven, though Moody's summer Bible classes have given way to a preparatory-school curriculum, and the great assembly hall he raised for revival meetings now houses school gatherings. Seemingly innocent of planning, the campus is entwined with meandering roads among which its buildings dispose themselves as casually as guests at a picnic. Yet the groups and pairs and singletons engage in a common discourse spiced by the individuality—not to say idiosyncrasy—they assert within a matrix of High Victoriana.

Atypically in this ensemble of soloists, the new Dolben Library was from the first conceived as an addition rather than an independent structure. The original proposal called for expanding the century-old Talcott Library and an equally outdated '50s add-on to double their capacity and accommodate new information technologies. When the school opted instead for a wholly new library on a new site downslope from Talcott, which will become an arts center, a freestanding building was again forgone in favor of close coupling with a venerable gymnasium lately metamorphosed into the school's student center. Strategically placed at a major hub of campus comings and goings, the Dolben Library also joins with Talcott and a nearby music building to lightly sketch an embryonic extra-academic cluster, reinforced by a landscaped forecourt at the elbow between library and student center. In addition, the linkage enabled the architects to confiscate from the former gym "free" space in a one-time swimming hall to house an up-to-date media center, including a 250-seat movie theater that replaces a makeshift screening room atop the long-decked-over pool.

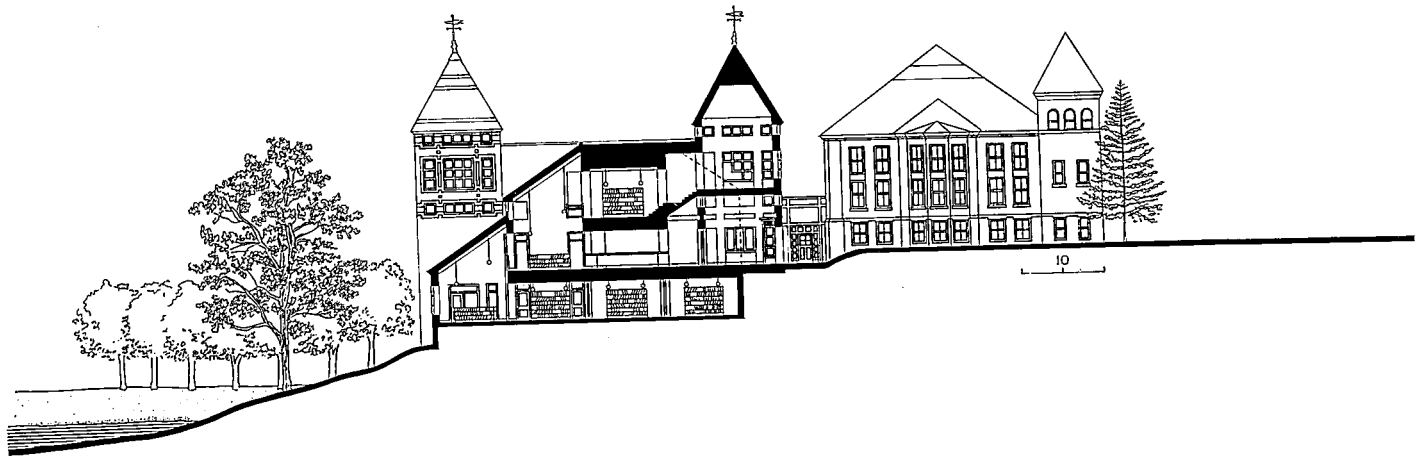
Dolben brings to a motley campus dominated by three- and four-story edifices a low profile and horizontal sweep more reminiscent of the Prairie School than of eastern eclecticism. But it also bows to the commanding presence of its elderly Victorian sibling, whose four-square entry tower it reprises in cater-cornered, peak-roofed towers that form emphatic endpieces halting the flow of its north and south faces. Though its detailing is softened and simplified in keeping with its modest demeanor, the library also echoes the older building in its rich variegated brick cladding and ornament, and the rhythm, framing, and generosity of its fenestration. The deference, though, is more apparent than real. Actually larger than the student center, Dolben contrives to visually diminish its three stories and 26,500 square feet with a deft descent of the site's steep decline.

The slope is further exploited by an interior conceived, says ARC design principal Joseph Maybeck, as "lofts within a barn." From a second-level entry, upper and lower stack floors dotted with reading rooms and study corners stairstep in long terraces made intimate by contrast with the openness of their surround—a light-filled expanse defined by a layered pitched ceiling and an outer wall from which windows and clerestories, set deep in an engaged "colonnade," overlook twin ponds below. Continuing the theme of refined rusticity, accouterments are predominantly light oak against a muted background. Barn-red and gray-blue trim and the incidental color contributed by books and readers, brighten a milieu at once spirited and serene. *Margaret Gaska*

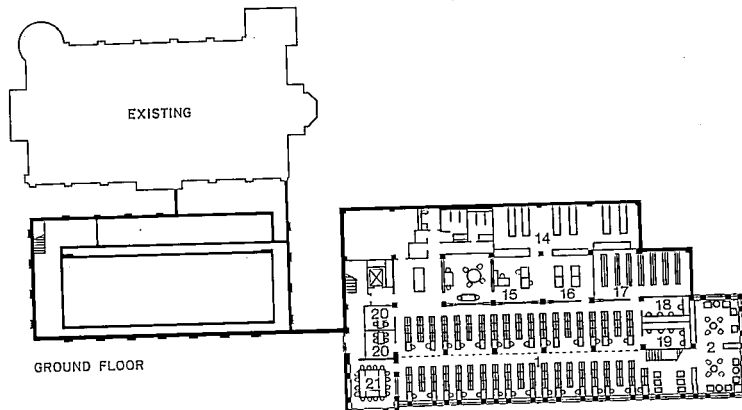
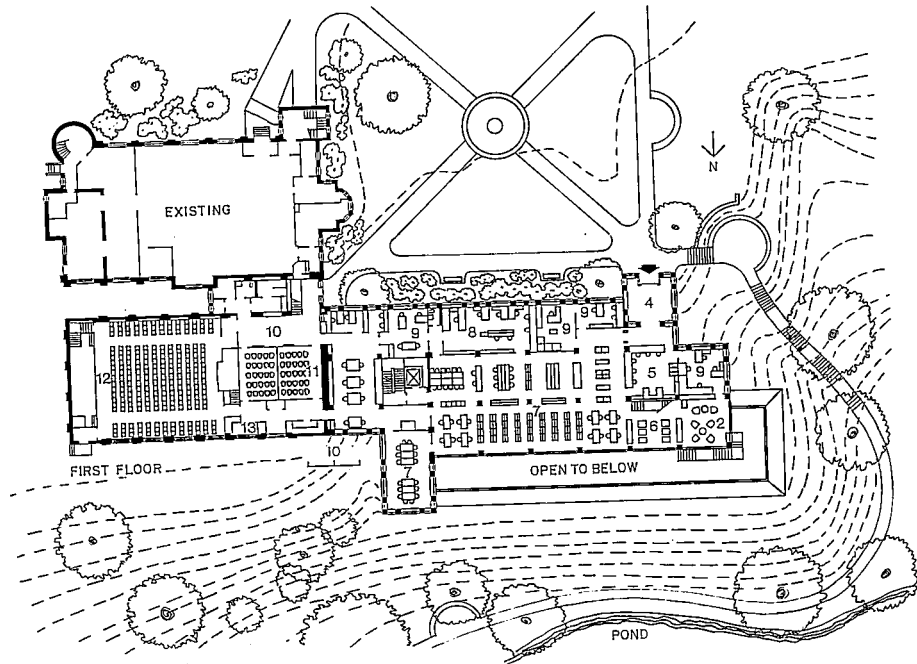
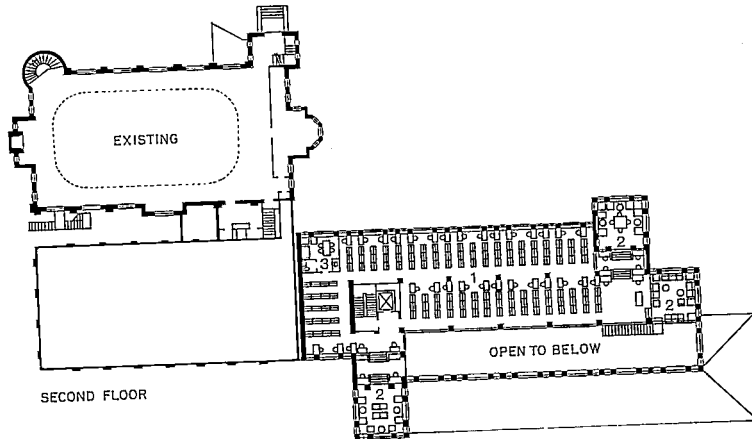
A library merges gracefully with a difficult site and eccentric High Victorian neighbors on a New England campus.



Set tight against its hillside, the library's mass visually diminishes to a decorously low profile that complements the verticality of its neighbor, whose "borrowed" entry tower provides full-stop endpieces for the new building's front and rear (opposite top) facades.



1. Stacks
2. Reading room
3. Staff lounge
4. Vestibule
5. Circulation desk
6. Periodicals
7. Reference
8. Cataloging
9. Office
10. Lobby
11. Audio-visual
12. Theater
13. Darkroom
14. Archives
15. Work area
16. Maps
17. Periodicals storage
18. Records/tapes
19. Computer
20. Group study
21. Seminar



Turning the site's declivity to advantage, the library's stairstep profile reflects a layered plan that combines efficiency with expansiveness. The entry is at the second level, the building's largest, which houses the main reference room as well as administrative

and work areas, and adjoins the converted audio-visual wing. At ground level, stacks ringed by study and seminar spaces adjoin work and storage areas (including the school archives) tucked into the hillside. The remaining stacks are on the upper level.



Without resort to the often-exuberant applied ornament characteristic of Northfield's original buildings, the Dolben Library achieves surface richness through the restrained patterning of contrasting brown-brick insets and surrounds that point up ample


arrays of handsomely proportioned and detailed wood-framed windows. Installed to shield books from sun exposure, green-tinted ultraviolet-inhibiting glass also adds subtle color echoed by muted green bands in the mauve-gray slate roof.

Inside as well as out, the library's potentially forbidding size is domesticated by the terraced configuration that opens stack "lofts" to the airy expanse beneath the double-shed roof. The 16-foot-square structural module is emphasized by hefty columns

and by accent bands on carpets and balcony fascias. To further define the structure, light-facing north-south surfaces are painted in cool white, and east-west surfaces in a warmer tone. The blue and red trim used throughout the building underscores the lush colors of

oriental rugs donated by a parent, while the natural wood is picked up by an antique Victorian clock (center in photo below) donated by school employees who unearthed it in the woodshop. Among the library's popular "special" spaces are eyrie-like reading

lounges tucked into the corner towers (opposite bottom) and the rebuilt theater (opposite), which is used for Saturday night movies as well as instructional films.



*Dolben Library
Northfield Mount Hermon
School
Northfield, Massachusetts*
Architect:
*Architectural Resources
Cambridge, Inc.—Henry
S. Reeder, Jr., principal-in-
charge; Joseph Maybank, design*

*principal; James. F. Davies,
planning principal; Philip
Laird, Christel M. Jorgenson,
project architects; Been Zen
Wang, design associate; Robert
Zverina, Aric Gitomer,
Rukhsana Saeed, Andrew
Smith, Olive Holmes, Kim
Johnson, project team*

Engineers:
*Zaldastani Associates
(structural); Panitsas
Associates, Inc. (mechanical/
plumbing); Lottero & Mason
(electrical)*
Landscape architect:
Carol R. Johnson & Associates
Consultants:

*James Gui (specifications);
Robinson Roth & Associates
(lighting); Harold Cutler (fire
protection); L. G. Copley
Associates (acoustics); Bonita
Graphics (signage); Bunyard
Studio (granite signs)*
Contractor:
Baybutt Construction Co.



Bergdorf Goodman
Fifth Avenue Windows
New York City

Dressed for success

To furnish a public showcase for architects during the AIA National Convention in Manhattan last May (pages 33, 35), the Institute's New York Chapter encouraged Fifth Avenue retailers to mount related displays in their windows. The most ambitious response came from Bergdorf Goodman, which invited 10 of the AIA's more celebrated members to design individual window displays (we show a sample here). Asked to include outfits or accessories by selected fashion designers in their projects, the architects otherwise had esthetic carte blanche within their assigned frames. Several tableaux incorporated home furnishings the architects had previously created for Swid Powell (which are all available at Bergdorf's). Robert Venturi's elaborate backdrop for a Christian Lacroix costume, for example, was woven entirely out of the architect's *Notebook* and *Grandmother* plates (figure 3), and also included a chair his firm designed for Knoll International. Other contributors, such as Robert A. M. Stern, whose version of the Erechtheum's caryatid porch contains a figure clad in a Geoffrey Beene original (4), made playful comments on the styles of clothing and of their own architecture. Meanwhile, at the convention itself, participants in a panel discussion on "Star Architects and Designer Buildings" questioned whether the mirror of fashion necessarily flatters master builders. Michael Sorkin, architecture critic of *The Village Voice* observed: "Architecture has adopted a



sartorial mentality in which 'codes' lie in the details (the 'stitching'). Architects tailor essentially comparable goods for reasons of signature and stature." Joseph Giovannini, of *The New York Times*, wondered whether the marketing of architects' involvement in the design of decorative accessories may not imply that "architecture, like consumer objects, is disposable." With reference to buildings based on the concept that architecture consists of styles that are either "in" or "out," Giovannini noted that "the appearance of the work is dissociated from any ideas it may embody, because fashion is perpetually on a wave of change." On the other hand, he allowed, "Sometimes fashion beautifully captures something about the time." K. D. S.

Five of the mixed matches of architects and couturiers framed within the rusticated Bergdorf Goodman facade designed by Allan Greenberg:

1. Architect Hugh Hardy's arc supports are footings by shoe designer Manolo Blahnik.
2. A Lilliputian mannequin clad à la Jean-Paul Gaultier poses amid Roger Ferri's urban towers.
3. Venturi, Rauch and Scott Brown's fashion plates and chair complement Christian Lacroix.
4. Robert A. M. Stern and Geoffrey Beene bring a class up to date.
5. Michael Graves built and painted a surrealist figure to confront a mannequin garb by Giorgio Armani.

©Laura Rosen photos



3



5

Three cities, on spec

Building Types Study 655:
Speculative office buildings

"The chief business of the American people is business," said Calvin Coolidge, in a 1925 speech to a gathering of newspaper editors. And although American capitalism was shaken to its very foundations just four years later with the onset of the Great Depression, the United States remains a nation firmly committed to a belief in the virtues of free enterprise.

What *has* changed in the 60 years since Coolidge occupied the White House is the arena of American commerce. Work, to a large degree, has shifted from red-brick factories and family-owned farms to steel-and-glass office buildings; company towns are evolving into corporate centers, as communities everywhere, from aging industrial villages in New England to the brave new metropolises of the Sunbelt, struggle to compete for business in a postindustrial society; and developers are responding to the call for white-collar space with speculative projects that in 1987 represented about 25 percent of all nonresidential construction in the United States (according to statistics compiled by the F. W. Dodge division of McGraw-Hill Information Systems).

The value of commercial-building contracts initiated in 1987 was \$21.8 billion, and even though that figure is expected to decline in 1988 to \$19.1 billion (a reflection less of economic uncertainty following last year's stock-market collapse than of speculative overbuilding earlier in the decade, mainly in Houston, Denver, and other cities whose economies are fueled by the energy industry), spec-office construction will continue to represent a growing percentage of architects' work in an increasingly service-oriented society. Then, too, as indicated in a recent survey by Landauer Associates, a national real-estate consulting firm, Wall Street's current woes could actually have a positive impact on commercial building, as nervous institutional investors turn away from the stock market and put their money into office-development projects. In the long run, Landauer's report concludes metaphorically, "real estate may be the diligent tortoise to Wall Street's prodigal hare."

Given the enormous volume of office construction in this country, it is unfortunate that architects and developers over the past 40 years have frequently settled for the lowest common denominator when planning spec projects. In fact, if one had to single out the building type most responsible for the visual homogenization of American cities and their suburbs, it might be the sterile downtown towers and nondescript roadside boxes that have virtually redefined American urbanism since the end of World War II. By contrast, architects and developers working before the war produced some of the most distinctive civic monuments in American architectural history, from Louis Sullivan's seminal Chicago skyscrapers to the most celebrated spec-office tower of all, the Empire State Building.

In recent years RECORD has covered a handful of exceptional office buildings whose design successfully marries their clients' profit motive with the art of architecture. For our present study of the commercial genre, however, we decided to move away from the usual microscopic scrutiny of individual projects and instead look at the bigger picture via a macrocosmic examination of commercial architecture in three representative American cities. During the selection process, we deliberately eschewed some fairly obvious choices—Pittsburgh, say, or San Francisco—already well documented in the architectural and general press. But even after narrowing our search to small- and medium-sized metropolises, we still faced something of an embarrassment of

riches. The 1980s have witnessed an explosion of commercial building, not only in such established cities as Indianapolis, San Diego, and Boston, but also in once-quiet resort and college towns like Fort Lauderdale, Austin, and Lexington, Kentucky, all of which now boast skylines of metropolitan stature.

The cities we ultimately selected represent three very different geographical regions and three distinctive urban typologies: Hartford, the land-poor corporation-rich Connecticut state capital that finds itself in the midst of the biggest potential downtown building boom in its 350-year history; Charlotte, the unabashedly promotional Southeastern banking center and air-travel hub that enjoys touting its new National Basketball Association franchise as a literal symbol of its emergence into the urban big-leagues; and Bellevue, the erstwhile Seattle bedroom that is now perhaps the nation's most striking example of an "urban village"—the suburb that begins to challenge the commercial supremacy of its parent city.


Far more illuminating than their differences, however, are some telling similarities. During the 1960s and '70s all three cities underwent significant, and in many ways wrenching, physical changes—Hartford and Charlotte by way of the typical urban-renewal route, Bellevue through uncontrolled suburban-style commercial development. Local merchants, seeking greater public accessibility, encouraged federal road planners to run interstates right through the center of town, ignoring the fact that these arteries can draw business out of, as well as into, the urban core. Planning fell victim to the ad-hoc construction of unrelated, usually uninspired, individual structures, some of which are all too visible in the skylines shown on the facing page.

Then, almost as if on cue, all three cities passed ordinances specifically intended to reverse the mistakes of the postwar years: Hartford's Downtown Development Plan (1984) and Urban Design Guidelines (1986), Charlotte's Uptown Mixed-Use Ordinance and Urban Design Guidelines (1984, amended in 1987), and Bellevue Central Business District Sub-Area Plan (1980) and Pedestrian Corridor and Major Public Open-Space Design Guidelines (1981) are unrelated but essentially like-minded documents that move beyond conventional zoning by strongly urging or even requiring developers to incorporate certain urban amenities into their downtown commercial projects. It is still too early to evaluate long-term effects of these ordinances, variations of which have been enacted in other cities. And yet, the projects illustrated on the following pages do suggest that under the new mandates, spec building as we have known it has been replaced by a mixed-use structure that often includes some combination of ground-floor shops, programmed public open space, enclosed parking, and, in its most desirable form, housing. Even without legislative coercion, many private developers have finally come to recognize that a building's architectural distinction helps sell space. According to Daniel Friedman, a young developer involved in 180 Allyn Street office project in downtown Hartford, designed by Skidmore, Owings & Merrill, "tenants look to the credibility of the building's architect, and its design, as an extension of their own credibility." In other words, Friedman and other enlightened office developers are beginning to realize what city-builders of the 19th and early 20th centuries knew all along: that the fiscal exigencies of the bottom line by no means preclude the time-honored architectural principles of firmness, commodity, and delight. *Paul M. Sachner*

This month's Building Types Study departs from the usual practice of examining individual structures to investigate three cities that are being radically altered in different ways by speculative office development. Although Hartford, Connecticut; Charlotte, North


Carolina; and Bellevue, Washington, may seem minor quantities on the balance sheet of American urbanism, each offers significant lessons on the pluses and minuses of metropolitan growth.

BuildingTypes Study




Hartford, Connecticut

©Steve Rosenthal



Charlotte, North Carolina

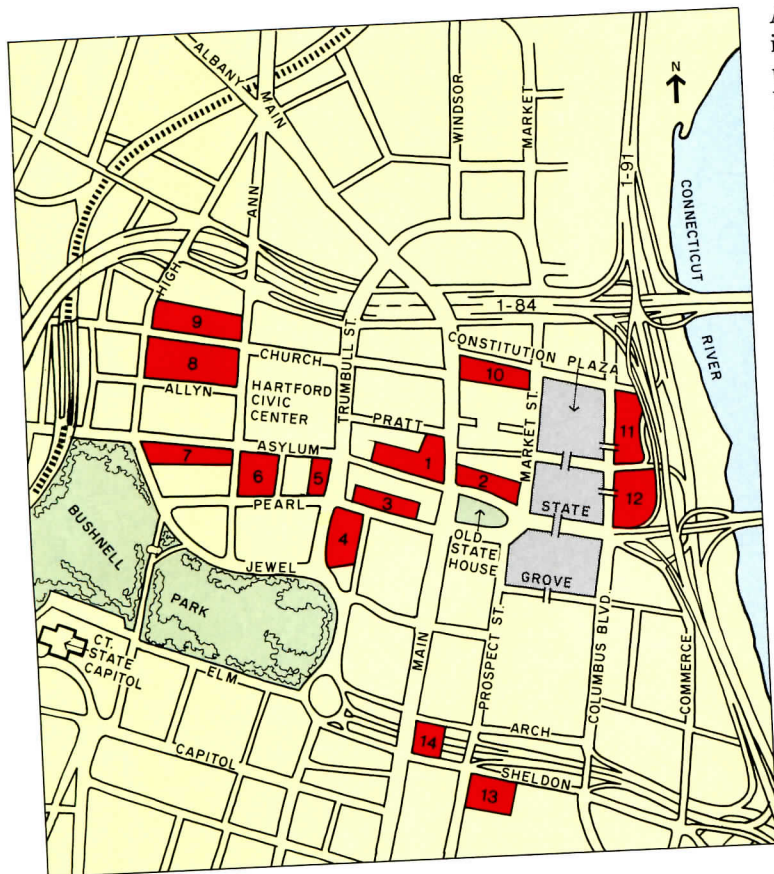
©Gordon H. Schenck, Jr.



Bellevue, Washington

©Robert Pisano

Hartford's not-so-steady habits



Although Connecticut is one of the most densely populated states in the country, it is not, ironically, a place of memorable urbanism. Overshadowed in the Northeast by Boston and New York, Connecticut's big cities tend to be one-dimensional and specialized: New Haven an outsized college town, Stamford a corporate headquarters, Bridgeport and Waterbury gritty New England industrial centers. Only Hartford, characterized by a more complex blend of home-grown manufacturing, commerce, and culture developed over three and one-half centuries, can lay any real claim to civic grandeur—though even here greatness is relative, and limited by the city's modest population (136,000, down from a peak of 177,000 in 1950) and physical size (at just 18 square miles, the second smallest major American city after Paterson, New Jersey), as well as by an underlying New England conservatism that long ago gave rise to Connecticut's unofficial nickname, "The Land of Steady Habits."

Property-poor and ringed by well-to-do suburbs resistant to any notion of regional government, Hartford in recent years has turned to commercial development in its compact central business district as a way of strengthening its local tax base, which became shaky following World War II with the precipitous decline of the city's residential neighborhoods. The history of modern office development in the Connecticut capital actually began during the mid-1950s when the Hartford Redevelopment Agency, encouraged financially by the city's mighty insurance and banking forces, targeted a working-class, mainly Italian neighborhood between downtown and the Connecticut River for urban renewal. The construction of Constitution Plaza between 1959 and 1964 on this 12-acre site gave Hartford a real source of pride—a shiny new skyline befitting a metropolis many times its size—but it also sapped downtown's residential vitality, sealing the city's future as a bland office center populated by an uneasy mix of affluent suburban executives and the urban poor. With the notable exceptions of I. M. Pei's Bushnell Tower, a luxury apartment building erected in 1969, and Venturi, Rauch and Scott Brown's whimsical Hartford Stage Company (1977), construction in the CBD over the past three decades has been limited largely to commercial ventures, ranging in architectural distinction from Harrison and Abramovitz's suave biconvex headquarters for the Phoenix Mutual Insurance Company (1963) to Skidmore, Owning & Merrill's banal City Place (1980), a mansard-roofed spec tower that currently reigns as the city's tallest building.


Recognizing that office development was filling the city's coffers but at the cost of urban diversity, the Hartford City Planning Department in 1984 prepared a downtown development plan that seeks, among other things, "to minimize the potential adverse impact of new high-rise developments on the traditional downtown environment." More significantly, perhaps, in 1986 the city established a five-member design review board to monitor new and renovated construction downtown and set up a series of specific guidelines whose overall goal is "to encourage design excellence expressing human scale, richness, and variety within the urban environment."

Today, the biggest building boom in Hartford since the day Constitution Plaza is putting the review board through its paces. *Real Estate Forum* magazine has termed Hartford "one of the hottest office markets in the country." The city's 7.9-percent office-vacancy rate is the nation's lowest, and current proposals call for six million square feet of new space—a figure that w

Proposed and recently completed spec-office projects in downtown Hartford, noted in red on the map above, include:

1. Society Center
2. State House Square
3. 100 Pearl Street
4. Cutter Financial Center
5. City Place II
6. Goodwin Square
7. World Trade Center
8. 180 Allyn Street
9. Metro Center and Metro II
10. G. Fox office conversion
11. Connecticut River Plaza
12. One State Street
13. Renaissance Place
14. City Hall addition

Facing page: Four of the projects changing the face of Hartford's central business district most dramatically are (clockwise from upper left) Metro Center II, a proposed 1.2-million-square-foot office tower and parking garage that would adjoin an existing office complex (Russell Gibson von Dohlen, architects); Cutter Financial Center, a 59-story mixed-use tower with 1 million square feet of commercial space, 100 condominiums, 22,000 square feet of retail space, and parking for 1,200 cars (Russell Gibson von Dohlen); the World Trade Center, a 27-story tower with 500,000 square feet of office space and an 850-car garage (Russell Gibson von Dohlen); and Goodwin Square, a 30-story office, hotel, and parking tower (Skidmore, Owings & Merrill).



Society Center (below), by Cesar Pelli & Associates, would place a 45-story tower at Hartford's most prominent intersection, the corner of Main and Asylum streets. On downtown's western edge, near Union Station, 180 Allyn Street (opposite top) is a proposed 42-story spec-office

tower designed by Skidmore, Owings & Merrill. Recently completed spec buildings in the core of the CBD include 100 Pearl Street, by Jeter Cook & Jepson (opposite, bottom left), and State House Square, by Russell Gibson von Dohlen (opposite, bottom right).




double downtown's office inventory over the next five years. (The suburban market, moreover, with a vacancy rate of 12.4 percent, is also strong, especially along the I-84 corridor in Farmington and across the Connecticut River in East Hartford, where several developers are eyeing prime riverfront property.) The chief reason that most local observers cite for all this activity is the insurance industry's seemingly insatiable appetite for space, together with a robust regional economy that has pushed Connecticut to number one among all states in per-capita income.

The main question, of course, is how will the current wave of office development affect the quality of life in a city whose fragile central core comprises small blocks and twisting streets dating back to Colonial times. The images of new projects on these pages clearly reveal that the current crop of downtown proposals includes buildings both bulkier and taller than anything this city has previously seen. Three towers—Cutter Financial Center, by Russell Gibson von Dohlen (page 101, top right); 180 Allyn Street, by Skidmore, Owings & Merrill (opposite, top); and Society Center, by Cesar Pelli & Associates (left)—would all easily overtop City Place, and Cutter, at 878 feet, would be the loftiest building in New England, soaring nearly 100 feet past Boston's John Hancock Tower.

As Michael Kerski, executive director of the Greater Hartford Architecture Conservancy, noted in a recent interview, "Big buildings are not necessarily bad if they relieve development pressure on nearby historic structures." And, in fact, some of the current construction is taking place on underused or architecturally insignificant sites. Society Center, however, would require the demolition of the Hartford-Aetna Building, a 12-story structure erected in 1912 that is generally considered Hartford's first skyscraper. Architects Jeter Cook & Jepson made a stab at incorporating the 1924 facade of the Mechanics Savings Bank into the financial institution's new 17-story headquarters (opposite, bottom left), though the combination of Doric columns, blue-glass curtain wall, and granite panels seems at best unresolved. The most controversial of the lot currently under construction is Goodwin Square, a 30-story spec-office and hotel tower by SOM that will reduce a vigorous 1881 row of red-brick and terra-cotta buildings to a paper-thin shell (page 101, bottom left). A clumsy parody of Hartford's landmark Travelers Tower, Goodwin Square was approved by the Common Council in a 5-4 vote, against the design review board's recommendations.

There's the rub. Although Hartford has wisely adopted measures awarding bonuses to developers who include such amenities as street-level retail space, through-block arcades, enclosed parking, and housing in their downtown office projects the ultimate decision on all development proposals remains in the hands of a sometimes capricious Common Council. The good news is that participants in the next wave of downtown development are, finally, including market-rate housing in their plans. A 29-story condominium tower, the first phase of a larger mixed-use scheme adjacent to Bushnell Park, will begin construction early next year, while a second proposal, dubbed Renaissance Place, will include housing on its upper floors. In the end, Hartford's future as a company town, a government center, a place to eat living has never seemed more secure; the dilemma the city's powers-that-be must now address is whether the insurance cap can reconcile its burgeoning corporate vitality with its traditional role as a 24-hour-a-day city of homes. *P. M. S.*

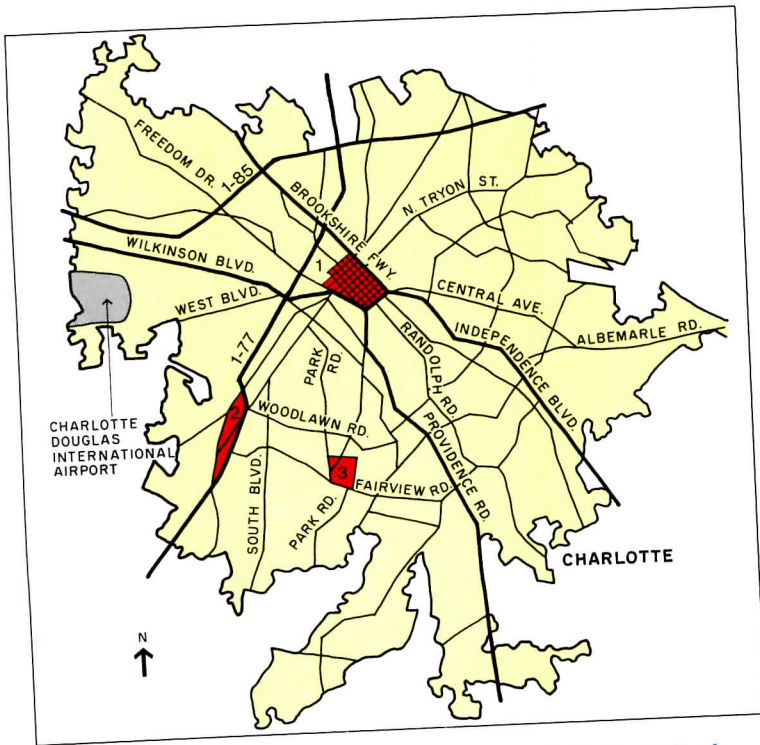
The dilemma Hartford's powers-that-be must address is whether the insurance capital can reconcile corporate vitality with its traditional role as a 24-hour-a-day city of homes.



Bill Murphy

Charlotte ups the ante

By Richard Maschal



Charlotte, the largest metropolis in the nation's 10th most populous state, is generally considered in business circles to be the southeast's "second city," after Atlanta. The three most important areas of spec-office development in Charlotte, highlighted in red on the map above, are downtown (1), the rapidly growing I-77 suburban corridor (2), and the area

centering on the SouthPark shopping mall (3). Perhaps the most prominent symbol of the city's commercial rise is the proposed Interstate Tower, a 32-story, 400,000-square-foot downtown office building designed by Kohn Pedersen Fox Associates (opposite).

When Robert A. M. Stern visited Charlotte in 1986, he took little pride in the place. "This is still the ugliest collection of third-rate buildings in America," Stern sniffed. "Charlotte has defined a type unto itself—a town that has grown very fast in a very mediocre way." Now, Stern is no General Sherman and Charlotte is no Atlanta, but the New York architect's snippy remarks left this distribution and banking center of 375,000 burning. More New South than Sun Belt, Charlotte has always thrilled to increased square footage—and design be damned. But after a development boom in the 1960s and '70s filled downtown with sterile office towers and parking decks, some began to question the benefits of growth without quality. The winds were already shifting when Stern suggested that Charlotte needed to "up the ante" on what it expected from developers and architects.

That has happened, though not because of Stern. Instead, developers of spec-office buildings in Charlotte have discovered that good design is a marketable commodity among corporations seeking prestige. "What really upped the ante was corporate expectations," said Gerard "Joddy" Peer of Jenkins-Peer Architects. "If you have a major corporation investing a lot of money, a developer feels comfortable hiring an architect of more repute and asking for more design character in the building."

In Charlotte, the trend plays out in a strong downtown market and booming suburbs. Downtown has 6.4 million square feet of office space, almost twice the 3.8 million square feet in the two largest suburban areas. Four announced towers will add another 2.4 million square feet downtown by 1991. Design is moving away from the provincial Modernism scorned by Stern to Postmodernism, encouraged by a new downtown zoning ordinance that calls for detailing such as cornices and recessed entrances.


For banks, utilities, and large law firms, downtown remains the place to be. Two regional financial institutions that rank among the 20 largest banks in the country—First Union Corp. and NCNB Corp.—are having an especially significant impact on the CBD. At the southern end of downtown is the nearly completed One First Union Center, a 42-story Trammell Crow project that has the bank as anchor tenant (bottom left, page 107). Designed by JPJ Architects of Dallas, it is the city's first Postmodern office tower and the first in decades to be clad in stone. Better than the glass-and-steel boxes of the 1960s and '70s, it nonetheless has a generic look. The barrel vault atop the building is more timid than dramatic, and the building's stone cladding and windows are treated almost as a curtain wall, without the mullions or inset windows that would have given the shaft detail and character.

Just west of First Union is BarclaysAmerican Center, developed jointly by Urbco, Inc., and Lat Purser & Associates. Designed by The Stubbins Associates, the 34-story tower will set back from the street atop a six-story retail and office base (page 106). Several blocks north of this activity is Independence Square, at the intersection of Trade and Tryon streets, two former Indian trading paths that have marked the city's heart since Colonial times. Here, Faison Associates of Charlotte plan a building that confirms the trend toward better design. The developers saw their Interstate Tower (named for its anchor tenant, Interstate Securities) as a chance to push the market. "Looking around, we said 'Gee, there really isn't anything that distinctive,'" recalled Robert Patterson, partner and vice

Richard Maschal is the architecture critic of The Charlotte Obs

Ernest Burden rendering





Commercial developers in Charlotte have begun to commission out-of-town architects for their downtown high-rise projects. Urbco, Inc., for example, turned to The Stubbins Associates, of Cambridge, Massachusetts, for the design of Barclays American Center, a 34-story tower planned for the corner of Third and Tryon streets (above), while Trammell Crow utilized the services of JPJ Architects, of Dallas, for One First Union Center (opposite, bottom left), a 42-

story tower nearing completion downtown. In the suburbs, however, local firms still get most of the work. Jenkins-Peer Architects of Charlotte designed the Merrill Lynch Realty headquarters (opposite, top), a neo-Palladian palazzo meant to harmonize with an adjoining residential area, and Regency I (opposite, bottom right), the first building in a planned 36-acre office park off Interstate 77.

president for Faison. Faison hired Kohn Pedersen Fox Associates and obtained a handsome 32-story tower that recalls the romantic skyscrapers of the 1920s, complete with granite and marble detailing at the base, and a shaft articulated by punched windows soaring to a conical top (page 105). Held up by a lawsuit over zoning, the building nonetheless is 60-percent leased. "If this had been just another glass tower, there would have been no deal," commented J. Craighill Redwine, Interstate's president.

No sooner had Faison and KPF raised the stakes than NCNB heaped its chips on the pile. A bank-led partnership hired Cesar Pelli & Associates to design a \$300-million project at The Square. Plans include an office tower at least 55 stories high, a hotel, retail space, and a \$35-million performing-arts center built in partnership with the city. Early design schemes reveal that Pelli and his colleagues want this project to knit together a downtown fractured by isolated large buildings and an overhead walkway system thoughtlessly imported from Minneapolis. Such projects, observers say, mean Charlotte's downtown will continue to prosper. "We've secured a critical mass [downtown], not just in terms of office space, but in infrastructure, residential development, and cultural facilities," said Al Stuart, a geographer at the University of North Carolina at Charlotte.

By the end of the century, however, suburban office space will very likely surpass downtown. Over the past 20 years, former pastures and cotton fields have sprouted offices, shopping centers, and hotels. The fastest-growing suburban areas are the I-77 corridor southwest of downtown, with 2.3 million square feet of office space, and the area around SouthPark, a shopping mall in the wealthy southeast suburbs, with 1.5 million square feet and another 500,000 about to open. Suburban spec buildings tend to attract smaller companies, many involved in sales, that need to be near the interstates or Charlotte/Douglas International Airport, currently the 24th busiest in the country.

The "up-the-ante" formula of building design downtown has also been at work in the suburbs. Boxy low-rise buildings with ribbon windows have given way to curved stone- or precast-clad structures articulated by punched windows. The largest suburban building, the 13-story 6100 Fairview Road by Clark Tribble Harris and Li, is slick, with a curved wall of alternating bands of glass and stone. More convincing is the same firm's Rotunda, now under construction nearby. Here, the architects employed a classically inspired central rotunda flanked by two pavilions. If the four-story building has something of a neo-Palladian feel, so does the Merrill Lynch Realty Building, a tasteful essay in Postmodernism designed by Jenkins-Peer on the other side of SouthPark (opposite, top).

Pizzagalli Investment Company felt that the I-77 market was ready for something a bit more substantial when it hired Jenkins-Peer to design Regency I (opposite, lower right). A gracious building, it breaks the box. The curve of the silver and green glass wall facing the highway mimics the sweep of traffic on the interstate, while the entrance facing away from the parking lot is a surprise—a precast frame with punched windows and the feel of early-20th-century Chicago architecture. The frame grasps the curve at one end and extends beyond it at the other, a neat bit of asymmetry that unites the building into a whole.

Charlotte hasn't reached the millennium, but a trend toward better design is firmly established. Come back in five years, Mr. Stern. You may be surprised.

Developers of speculative office buildings in Charlotte have discovered that good design is a marketable commodity among corporations seeking prestige.

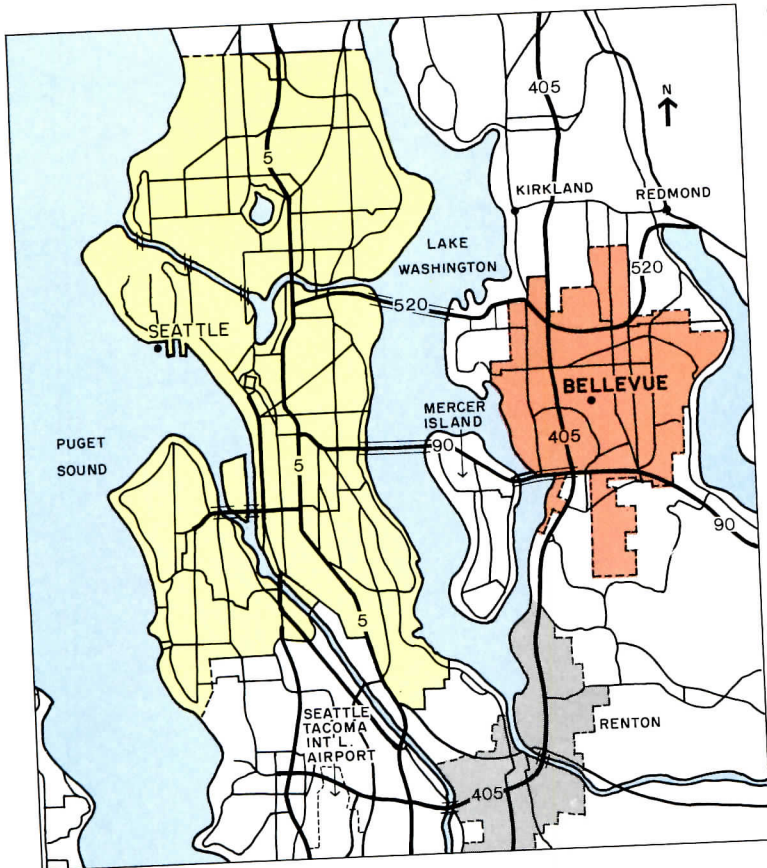
©Gordon H. Schenck, Jr.



©Dennis Nodine

Bringing up Bellevue

By Douglas Gantenbein



On a warm September day, with the sun slanting through a faint haze and the hill foliage turning burnt orange, it is easy to mistake Bellevue for Los Angeles. The ingredients are there—the strip development, the anonymous faceted-glass buildings, and, above all else, the traffic. Bellevue, it seems, was created to serve the automobile. Laid out in the 1950s with whopping 600-foot superblocs, Bellevue deliberately fostered a car culture that still runs deep. Now this city of 80,000 is attempting to wean itself from vehicular dependency. An ambitious 1981 downtown plan is aimed at focusing development, creating an urban scale in a suburban bedroom community, and getting people out of their cars and onto the streets. No mean feat, but planners think they can do it. Their bait: appealing to perceived universal human needs like sunlit open spaces, a variety of retail establishments at ground level, and a downtown scale that does not intimidate.

Bellevue is a paradigm of the “urban village” concept popularized by California development consultant Christopher Leinberger. Executives living in the suburbs, weary of apocalyptic traffic jams into Seattle, 10 miles to the west, have leased office space closer to home; a number of Seattle banks, law offices, and accounting firms have opened branches in Bellevue; and the city has become the center of a \$1-billion-plus high-tech industry that includes such giants as Microsoft.

Although development pressures from these trends first appeared 20 years ago, they merely threatened to atomize further the low-rise Bellevue of 1968. A shopping center proposed for a site three miles from town (since canceled) would have created a new focus at a time when development in the CBD was stagnant. Faced with a decline in property values, Bellevue’s major landowners bankrolled a 1974 study of the downtown area that ultimately led, in 1981, to a new city plan and rezoning. That plan was almost a total reversal of previous policy. It strictly redefined “downtown” as a 90-acre block. Development outside this area was limited to an FAR of .5, while inside the line it could go as high as 10.1. Setback regulations were changed to bring facades to the sidewalk line; ground-floor shops and public spaces in commercial buildings were encouraged.

Since the downtown plan went into effect, Bellevue has shot skyward, giving surprised Seattleites something else to look at besides the Cascade Mountains when they gaze across the broad sweep of Lake Washington separating the two cities. Twenty-story-plus towers now run north and south along 108th Street, dubbed Bellevue’s “Wall Street.” Although overbuilding during the early 1980s gave Bellevue one of the country’s highest office vacancy rates, rapid growth is fast eating into the surplus. The 1.7-million-square-foot Bellevue Place will open this fall 50-percent leased, and many Bellevue buildings now command higher rent than their Seattle counterparts.

Architecturally, however, Bellevue works better as an ensemble than as a collection of soloists. Its first wave of recent construction, mostly mirror-glass towers, is as homogeneous in appearance as in name (labels like One Bellevue Center, Koll Center Bellevue, and Rainier Plaza are repeatedly mangled by confused visitors). Not that Bellevue is an easy city in which to design a building: it is utterly without urban context, having gone from forest to apple orchard to parking lot in the short arc of history. The juxtapositions resulting from current development

Douglas Gantenbein is a free-lance writer. He lives in Bellevue.

Although Bellevue served as a bedroom community for Seattle throughout much of its early history, the smaller city has lately emerged as the heart of a fast-growing suburban ring with more than 330,000 residents. Surrounded by booming high-tech industries and populated by growing service, legal, and financial communities downtown, Bellevue's work force has risen from 13,000 to 20,000 in the past six years. One of the challenges

facing architects and planners is Bellevue's limited architectural heritage. The Old Main district (opposite top), a small low-rise retail area, passes as the city's historic quarter. A successful attempt to create a context is Bellevue's new downtown park (opposite bottom), which injects an urban sensibility into the city's core.

© Robert Pisano photos except as noted





Bellevue Place (above), scheduled for completion this fall, is a 1.7-million-square-foot mixed-use project comprising retail and office space, a hotel, and a winter garden. The architect is Kober/Sclater Associates. Koll Center Bellevue, by The Callison Partnership (1987, opposite top left), and One Bellevue Center, by McKinley/Gerron Architects (1982, opposite top right), were designed to reflect the city's high-tech industries. The buildings' faceted-glass profiles were meant to reduce apparent mass at a time when Bellevue residents were first growing

accustomed to tall office towers. To help humanize the new structures, the city's 1981 downtown plan required developers to incorporate public spaces into their projects. The fruits of that plan include landscaped esplanades at One Bellevue Center (opposite, bottom left) and Rainier Plaza (opposite, bottom right).

are often bizarre—the arched roof of a circa-1950 bowling alley sits smack against a reflective blue-glass curtain wall, while the granite-trimmed arcade of Koll Center Bellevue, flush with the sidewalk, is across the street from a 1960s-era building that hides behind a barrier of trees and surface parking.

Still, bits of city planners' vision are beginning to emerge. All of the new buildings have arcades, landscaped plazas, fountains, or broad outdoor staircases that act as balconies for noon-hour concerts. Rainier Plaza, completed in 1986 with the benefit of fine-tuning in code provisions, has a splendid courtyard with large shade trees and elaborate floral plantings. Two new projects in particular epitomize the shift in architectural and urban sensibilities. Bellevue Place, a mixed-use development with a Hyatt Regency Hotel, 21- and 6-story office towers, retail space, and a glass-domed winter garden, will have a masonry facade of buff brick decorated with brown-brick stringcourses and granite medallions. It should create more of a visual anchor for downtown than the earlier, almost evanescent, glass towers. In the works, too, is a 35-story tower designed by Kohn Pedersen Fox Associates in the New York firm's signature historicist vocabulary. As the first large building to abut a projected east-west pedestrian corridor—the centerpiece of the 1981 code—the KPF project will be a crucial test of the downtown plan's validity.

Perhaps the city's most successful project to date is its new downtown park. Designed by Beckley/Myers of Milwaukee, the 7.5-acre greensward combines distinctly urban elements, like a formal promenade and canal, with a wide expanse of grass. Although now largely cut off from the rest of Bellevue by a third row of fast-food joints and strip shopping centers that the city plans to raze for a 10-acre second phase, the park already is becoming the focus of development on nearby sites.

Bellevue is not a miracle, however. The city's superblocks (equal to nine blocks in Portland, Oregon) will likely resist fine-grain urban detailing, and they are especially hard on traffic patterns, forcing the use of awkward two-way streets that exacerbate the traffic congestion. Serious studies are just now underway to develop a traffic scheme for the 1990s and beyond.

Less open to solution is Bellevue's one-dimensional context. Bellevue, a short strip of prosaic one- and two-story shops built during the 1940s, is treated like a rare hothouse plant by the city. There just isn't anything else that can be remotely characterized as Bellevue's "history." And the high lease rates and uniform services in new office development work against the quirky spaces and corners that give urban living its appeal. Moreover, while the city has an enviable retail base, almost all of it is enclosed in the hermetically sealed bulk of Bellevue Square, a 200-store enclosed mall on downtown's western edge that sucks any of the city's potential pedestrian traffic. Many retailers are reluctant to compete with the mall, and kiosks in the new downtown towers are largely filled with delicatessens, quick-food shops, and dry cleaners that cater solely to office workers.

Whatever its shortcomings, though, Bellevue represents a singular opportunity. It has everything an urban planner could hope for—economic vitality, a strong sense of community, consistent political leadership—and its citizens seem genuinely proud of their city. (Architect Gerald Gerron, who had a hand in designing three of the recent towers, is regularly sent snapshots of his buildings by Bellevue residents.) If calculated urbanization can't make it here, it can't make it anywhere.

Bellevue represents a singular opportunity. It has everything an urban planner could hope for—economic vitality, a strong sense of community, consistent political leadership—and its citizens seem genuinely proud of their city.



© Gary Vannest



© Gary Vannest





Brushing up on history


With simple materials—paint, metal leaf, and varnishes—and traditional techniques, new life can be brought to old interiors. The following pages show one interpretive redesign and one historic restoration.

The two historic interiors illustrated on the following pages owe much of their magnificence to the craftsmanship of Fine Art Decorating, Inc. This New York City-based firm is rapidly gaining acclaim for its skill in exacting historic restoration techniques, and for the more conceptually inventive work it does when redecorating existing interiors. Comprised of more than 40 artisans—some originally trained in the fine arts, others trained through apprenticeship to the group's own mastercraftsmen—the firm works with paint, metal leaf, and varnishes. With these simple materials and traditional techniques the workmen bring (or restore) luster and rich color to articulate the constructed elements of an interior. The heightened sense of order and emotional resonance they achieve is readily experienced, particularly if one has stood in one of these rooms before the artisans arrived, and then again, after the decorating is complete. I have done just that, watching talented men and women busy at their craft: climbing up and down scaffolding, scraping, sanding, mixing, brushing, often literally sparkling from head to toe with the flecks of gold leaf that shake loose during the gilding process. It is a spectacle that recalls the kind of creative activity that princely commissions once engendered.


By the measure of inventiveness, the most intriguing projects completed by Fine Art Decorating involve interpretive decoration. The Renaissance Room of the New York Masonic Lodge (shown at left and on pages 114-115) exemplifies this approach. The ornamental features of the room were fully constructed in the early part of this century; however, the gilding budget was spent before the final layer of decorative paint and metal leaf could be applied. As a result, the room was simply painted white. In considering an appropriate decorative program, Felix Chavez, a partner and the artistic director of Fine Art Decorating, studied the palette and composition of original Italian Renaissance interiors. Using books, photographs, paintings in museums, and recollections from travel, Chavez conceived a design possessing the strong tone and color of Classical decor. Though most of the skills used in the redecoration are traditional—glazing, graining, marbling, antiquing—the combinations are often new. For example, Chavez developed a process in which sheets of aluminum leaf, as thin as tissue paper, are applied to ornamental bands and rounded details in high relief (page 115, upper left photo). Slightly tinted varnish was applied in multiple coats over the leaf. The effect of light passing through the glaze, striking the aluminum leaf below and reflecting back through the glaze to the viewer, presents an iridescent surface of subtle beauty. Though the technique is not Renaissance, it is in the spirit of the style.

Fine Art Decorating is one of several such companies currently operating in the United States. Whether the number of similar artisan groups will increase over the coming years, or whether the current demand will keep the number of practicing craftsmen at the current level, remains to be seen. Presumably, if there is a revitalization, it will mean that the craft role will continue to be that of restoring and embellishing pre-Modern buildings. In such a scenario would be a loss to the cause of architecture. As architects struggle to redefine and reinvent architectural ornament, collaboration with living artisans could propel the field into achieving more richly enhanced buildings.

Rastorfer



©Harry Wilks photos




Decorative enhancement

The New York Masonic Lodge, designed by H. P. Knowles, was completed in 1912—except for the final interior finishes. When construction budgets ran short, decoration work was scaled back. Even though the constructed ornamental elements of the lodge's 13 period rooms were completed, the Classical moldings, floral banding, cartouches, and other trim, that elaborate these rooms were not decoratively painted as intended. For 75 years the rooms remained white with the exception of selectively gilded bands and several figurative murals.





When the Masons contacted Fine Art Decorating in 1986, a simple coat of fresh, white paint for the rooms was all they had in mind. After researching the rooms and visiting other grand lodges, including the renowned lodge in Philadelphia, the firm proposed that a decorative paint program, more in keeping with Knowles's original intention and those traditional to Masonic lodges, be undertaken. They then demonstrated the visual impact of their proposal by interpretively redecorating one bay of one room. The clients were delighted; they have since had nine rooms redecorated.

The Renaissance Room, shown at right, on the facing page and on page 112, had more original decorative painting than the other rooms, boasting figurative murals in pendentive-like forms (top photo, this page). These were restored. Other figurative painting such as the clouds, flowers, fruit, and putti in the ceiling panels (page 112) are original works by Fine Art Decorating. The color palette here (as with those developed for the Doric, Corinthian, Egyptian, Gothic, and Grand Hall) is typical of the original rooms on which the interior was based; however, many of Fine Art Decorating's materials and techniques are unique to our time.



Before decorative layers are applied, lengthy, often technically complex, surface preparations must be completed (Fine Art Decorating notes that often 60 to 70 percent of the time spent on a job entails repairing, cleaning, smoothing, and priming the underlying surface). Then the fun begins. The Renaissance Room can serve as a textbook of some of Fine Art Decorating's most effective techniques. Marbleizing (faux marbre) of wall panels with paint that alternates from green to red can be seen in the lower photo, left. They are surmounted with marbled rondels (top photo, left). Copper, silver, and gold leaf bring luster to the composition. The process of leafing is illustrated on page 113, where, in the Doric Room of the Masonic Temple, craftsmen first apply a liquid adhesive. The metal leaf—in this case Dutch leaf, which contains gold but is not pure gold leaf—must be quickly pressed against the adhesive. Leaves other than those of pure gold will tarnish if not sealed. Much of the leaf in the Renaissance Room is covered with a glaze comprising varnish tinted with Japan color. The innovative glazing of multiple tints over silver leaf produced some of the room's most beautiful surfaces, such as the found on the cabochons framed by scrolls (top left photo, opposite page). Another glazing technique, this one chosen for its antique effect, uses sienna tints over semigloss white enamel paint. This process is selectively used for brackets, scrolls (middle band of photo, opposite page) and for column flutes. The ceiling murals (detail page 112) are painted plaster (a secco) as are the rectangles and triangles filled with representations of fruit, flowers, and winged creatures, birds, butterflies, and putti.

©Peter Aaron/ESTO photos above and opposite page



A landmark restoration

McGraw-Hill Rotunda
New York City Public Library
Fine Art Decorating, Inc.,
Artisans

The New York Public Library, designed by Carrère and Hastings, is among this country's finest Classical buildings. Completed in 1911, the library's interiors comprise splendid halls, magnificent galleries, and richly decorated rooms. The third floor landing hall, now known as the McGraw-Hill Rotunda (right and opposite page), underwent at least two phases of embellishment with decorative paint. The divisions articulating the stucco barrel vault were ornamentally painted during the library's initial construction; so were the six rectilinear panels (three on each side) containing trompe l'oeil strapwork and portraits. The vault's central panel, along with a series of wall panels, were left blank at the time of the building's construction. Then, in the 1930s, the Works Progress Administration (WPA) made money available to the library to fill the panels with murals. Between 1938 and 1942, Edward Laning executed the painting in the vault depicting the myth of Prometheus, and a cycle on the walls telling the story of the recorded word. Laning's murals were restored in the late 1960s.


During the 1980s, the library has undergone an ambitious renovations program, including the restoration of the McGraw-Hill Rotunda's vault. In 1985, Fine Art Decorating was called in to assess the vault and restore the decorative bands and six painted panels. (The condition of the vault at the onset of the job can be seen in the top right photograph, facing page.) Initially, grave concern was expressed by the New York City Landmarks Commission over the proposal to remove the brown paint that concealed the original decoration (the date and purpose of this paint was unclear). Fortunately, the top coat was removed, and the extraordinary decorative banding and panels were again brought to light.



©Scott McKierman




©Scott McKierman



©Scott McKierman

After an assessment of the existing conditions (opposite page, top photo), Fine Art Decorating restored the decorative bands and six painted panels of the rotunda vault. At the outset, the decorative bands were covered with brown paint. Inspection under a raking light revealed the presence of an underlying design. The design was confirmed by paint analysis and tests by a chemist. Tests further revealed that the design was protected by a coat of shellac. A solvent was identified and used that dissolved the brown paint while leaving the shellac intact. A coat of reversible varnish (a varnish removable with a solvent that will not remove the paint underneath) was then applied. Infill painting was executed as necessary with custom paints. A final coat of reversible varnish was then applied. The six painted panels (detail of existing condition, top left) were cleaned and consolidated where possible. A coat of reversible varnish was then applied. Infill painting (middle photo, left) was executed with paint custom-mixed to match the original. A final layer of protective reversible varnish was then applied.



©Peter Aaron/ESTO



Scott McKierman



Photographics Inc.

Details underfoot



Courtesy Florida Tile Division, Sikes Corp., Jeff Blanton Photography

This lobby floor, designed by William Henry Architects Diversified for a Holiday Inn in Tampa, displays several characteristics of current, successful commercial tile installations. The vitreous tile itself, glazed in two shades of pearl gray, has an abrasion

resistance that qualifies it for high-traffic commercial mall areas. The large-scale, 12-in. squares are set with 1/4-in. joints, filled with a light-colored, coordinating grout.

The Malling of America has been accompanied by a dramatic increase in the installation of ceramic, quarry, and paver tile. The Tile Council of America, Inc., calculates that over 900 million sq ft of all types of tile were used in 1986, 70 percent more than in 1976, with most of the increase coming within the past five years. Council surveys have revealed, however, that more tile can also mean more maintenance difficulties with the installed floor, owing mainly to the tendency of grouts to stain, to resist cleaning, and to crack or heave (see page 121 for a worst-case scenario). In fact, the cleaning of grout lines in mall floors is now viewed as an owner's number-one maintenance headache, ranking ahead of cleaning grease traps inside the hoods of commercial stoves, a major nuisance. Ceramic tile is nevertheless a wonderful material: durable, clean, and adaptable to numerous attractive design options. But it has to be installed with skill, and designed with attention to specific architectural details: the right tile for the occupancy requirements, set with grout and mortars suitable for that tile in that application, and with the correct number, placement, and installation of stress-relieving joints.

New tile products have also affected flooring design and performance. For example, light-colored pressed-porcelain tiles, many in sizes of 8 in. square and larger, are now widely applied in heavy-use commercial and retail areas. Mall owners like the airy and spacious appearance of the abrasion-resistant tile, and it has replaced quarry tile in many applications. At the same time, lighter, larger tiles can present another set of specification cautions. Pale tile colorations often call for matching grout, and these lighter grout lines may not conceal the unavoidable dirt and stains of highly trafficked,


multiuse areas as well as darker colors do. The cushioned edge of most porcelain tile prevents grouting absolutely flush with the tile face, and flush grouting is generally considered ideal for preventing cleaning problems. (Quarry tiles are extruded, with a square edge that permits a continuous-surface plane from tile to tile.) Larger sizes are less tolerant of substrate irregularities and need an absolutely level floor in order to avoid lipping, the protrusion of tile edges above the plane of the floor. And true porcelain tiles, with an absorption rate of less than 1/2 percent, require the use of bond-promoting additives in portland-cement mortars and grouts.

Installation

Guidelines for the correct design specification, and installation of durable, low-maintenance tile floors for commercial areas are published by the Tile Council of America, the Materials & Methods Standards Association, and the American National Standards Institute. Introduced in the 1960s, the thin-set installation method, whereby the tile floor is bonded directly to the substrate, is now widely used for its reduced setting and curing time, thinner profile, and lower labor cost. Four vital installation steps are illustrated at right.

Robert Kleinhans, executive director of the Tile Council, recommends that installation procedures be tightly specified citing the exact ANSI installation numbers, not just stating "follow TCA guideline Details 3 and 4 (page 120) show two such recommendations. In a thick-bed installation for structural floors subject to deflection (3), the portland-cement mortar bed is placed over a cleavage membrane. To construct a waterproof interior floor under thin-set tile, a sheet or liquid membrane is used over a bond coat (4).

Greatly increased use of ceramic flooring products, especially in commercial spaces, underscores the importance of doing the job right the first time to prevent future problems.



notched trowel of the proper depth must be used to spread the mortar to the thickness of the tile. (1) After the mortar is spread, combing it into ridges in a circular pattern. (2) After the tile is set in place with a tapping motion to align it with the grid, it is beaten into the mortar, which compresses the

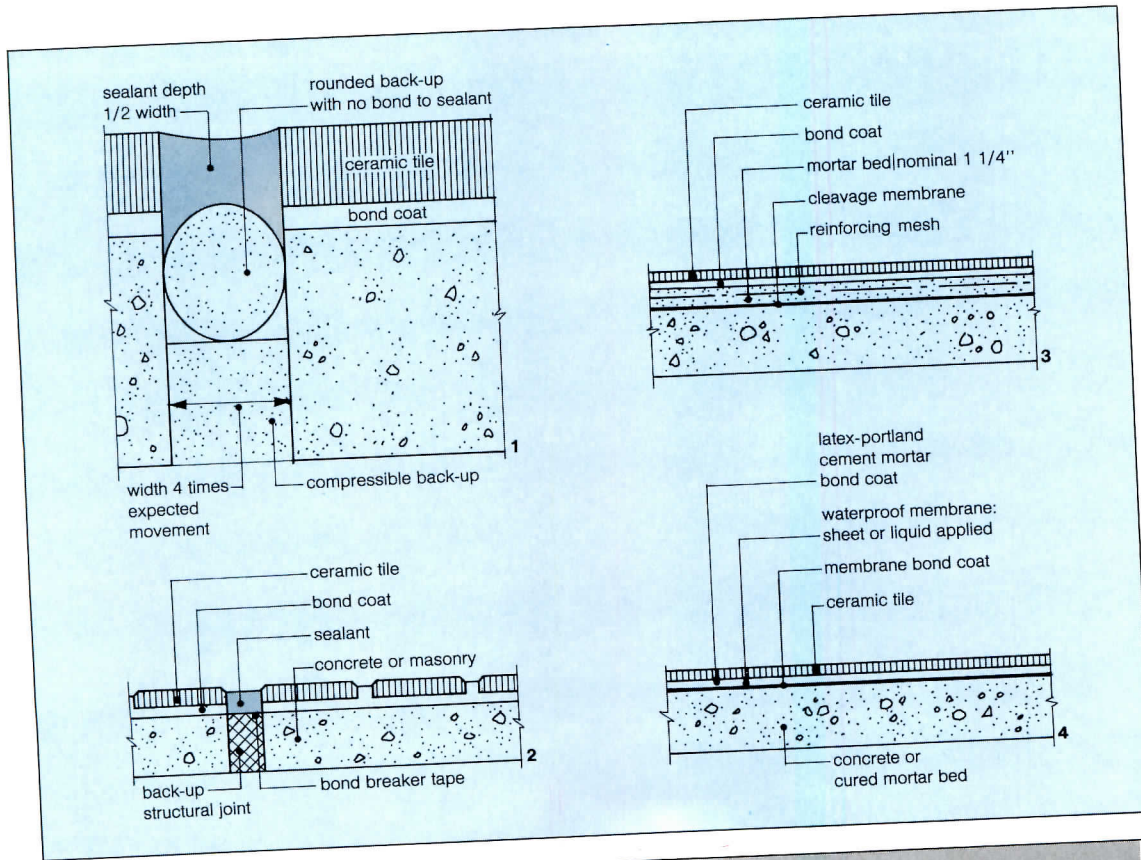
ridges of mortar and completely fills the void between tile back and adhesive. If a setting rack is used, the setting rack should be long enough to span more than one tile. (3) After the mortar has cured, grout is spread diagonally across the joints,

using a rubber float held at a 90-degree angle to the surface of the tile. The flexible squeegee forces the grout into the joints (which should be at least 2/3 as deep as the tile is thick) and cleans off most of the excess. When cleaning any residual grout film from the tile face (4),

one should take care not to roughen or depress the joints. A damp terry-cloth towel, dragged diagonally across the tile, is another suggested method to remove excess grout.

Courtesy Tile Council of America, Inc., F. Charles Photography 1988

Tile installation procedures should be tightly specified, with particular attention to setting materials and stress-relieving joints.



Expansion joints

Applications on structural slabs above grade can present a problem, as the live loads of an occupied floor and the thermal cycling of the hvac system can induce flex, creep, and compressive shrink in the concrete slab. These stresses can shear tiles right off the setting bed. A thick-bed installation should be specified to allow for deflection of over 1/360 of the span; if a thin-set method is desired, select a mortar with superior flex and bond characteristics.

Jess McIlvain, AIA, an independent consultant on ceramic tile installation, stresses that control, construction, seismic, and other expansion joints in slabs must be continued through the tilework. These joints in the tile should never be narrower than the structural joint. In addition, joints are required where tiles meet any restraining surfaces such as walls, curbs, or columns (1 and 2). Joints must also be formed within the tile field, every 12 to 16 ft in each direction for exterior floors and for interiors exposed to direct sunlight. These are to be kept clean of mortar and grout when the tiles are set and not created by saw-cutting after the floor is in place. Joints must extend completely through the setting bed down to the substrate.

Joint sealants should meet ASTM C920 for the particular movement and traffic requirements of the floor. Expansion joint material come in a limited range of colors, compared to the wide variety colored grouts.

Grouts and mortars

Tile setting products must not do more than merely keep moisture from reaching the substrate. The shear, compressive, and flexural requirements of heavy-duty commercial flooring, especial

Cross-reference chart for latex-portland cement and modified epoxy mortars and grouts

Type of liquid latex admixture	Type of mortar or grout				
	Portland cement mortar (Mud)	Dry-set mortar	One part portland with 1-2 parts sand	Dry-set grout	Commercial portioned cement grout or sanded portland cement grout
Latex with water retention agents	No	No*	Yes**	No	No
Latex without water retention agents	Yes	Yes	No	Yes	Yes

* Latex additives containing water retention may be used with dry-set mortars to extend working time and adjustability in hot, dry climatic conditions. Set time will also be extended.
 ** Latex additives containing water retention agents require factory-blended portland cement and sand in order to comply with ANSI A118.4. In effect, the amount of WRA is doubled. Also the use of latex additives with WRA to EVA type mortars may or may not create a problem. Check with the manufacturer involved as to their recommendations and warranty.

Types of latex additive	Uses	Bond strengths			Physical properties			
		Tiles All types of tile, marble, and stone	Interior dry areas only	Interior wet area	Exterior	Flexural strength	Color retention	Chemical resistance
No additives		Fair	Poor ✓✓✓	Poor ✓✓✓	Poor	Poor	Poor	Poor
PVA polyvinyl acetate		Good	Good	Poor	Poor	Fair	Poor	Poor
SBR styrene butadiene rubber		Good	Good	Good	Good	Fair	Poor	Poor
Acrylic resin		Good	Good	Good	Good	Good	Poor	Poor
EVA ethiene vinyl acetate		Good	Good	Good	Good	Good	Poor	Poor
Modified epoxy emulsion mortar & grout		Good ✓	Good	Good	Good	Fair	Poor	Poor




✓ — Modified epoxies may stain some marbles.
 ✓✓ — Latex modified products containing portland cement are not designed for chemical resistance. Latex reduces water penetration, which minimizes frost damage during freeze-thaw cycles; plus increasing bond and flexural strengths.
 ✓✓✓ — Except for nonvitreous tiles—Fair.

This document completed by ATTMCA Technical Committee: Published by Association of Tile, Terrazzo, Marble Contractors & Affiliates, Inc.

Tile installation is labor-intensive. Correcting a failed job is even more so.

on structural slabs, demand a high-performance setting product. The Materials & Methods Standards Association recommends that a latex-modified portland-cement mortar be used for all quarry, vitrified, or paver tiles installed over concrete or similar substrate, and for all floors exposed to shock action, weather, and extremes of temperature, such as those found in skylit atriums. The chart (left), included in the Association of Tile, Terrazzo, Marble Contractors & Affiliates 1988 Reference Manual, highlights characteristics of various additives now offered to improve the adhesion, frost resistance, color retention, and flexural strength of portland-cement grouts and mortars. The term latex here applies to all types of performance-improving additives). The dense texture of these products creates stain-resistant, easy-to-maintain grout, with a smooth surface that will be less likely to hold dirt. For areas requiring a very high degree of chemical resistance, such as commercial kitchens, a furan resin or pure epoxy grout should be used. Grouts and mortars may be applied in a ready-to-use, pre-mixed form, or packaged as a concentrate, to be mixed with water at the job site for the most economical application. The installer must follow the manufacturer's directions carefully, and not water down the product to stretch it or extend its working time. Latex-modified grouts must be cleaned from the tile surface promptly, as shown on page 119. It is axiomatic that setting materials, though accounting for 10 percent of the cost of a tile installation, are responsible for 90 percent of any problems. The source of these difficulties, however, is usually not in the materials, but in their proper application and workmanlike installation. *Joan F. Blatterman*

The developer of the Town Center Mall in Cobb, Ga., found that the tile floor covering the two-level project was defective even before the center opened. According to Jess McIlvain, who was called in to diagnose problems and prescribe remedies, everything that could go wrong did. The tile contractor did not belong to a certifying trade group, such as the Tile Contractors Association of America or the Association of Tile, Terrazzo, Marble Contractors & Affiliates. The low-bid tile itself was irregular in thickness and shape, and therefore unsuitable for the traffic requirements of a shopping mall. Unevenly mixed portland cement without additives was applied as mortar and light-green-colored grout. The too-wide grout lines—roughly finished with nicks and holes in the surface and too low to be reached by cleaning machines—attracted and tenaciously held construction dirt as well as residue from cleaning compounds (1). Because the mortar was spread using trowels with notches too small (or too worn down, a common occurrence), the bond was incomplete on many tiles, which came loose or broke under impact (2). Lack of expansion joints ensured that additional tiles cracked or sheared off along stress lines in both the on-grade and structural concrete slabs. The cure: grind out all substandard grout by hand, using small grout saws (3). This time-consuming work had to be done between 10 P.M. and 6 A.M., to minimize disruption in the by-now-opened mall. A special acrylic was painted into each sawn-out grout line (4). And finally, a grout topping that could be feathered out to zero produced a clean and attractive appearance (5). A properly installed tile floor in the second phase of the mall has none of these problems.



New products: A/E/C/ Systems

By Steven S. Ross

Apple's Macintosh II computer has begun to establish itself as a permanent player in the fight for space in architects' offices. At the annual A/E/C Systems show in Chicago last May, existing providers of software for the IBM PC/AT compatible market, such as Autodesk, Inc., announced new products for the Macintosh. They were joined by numerous new suppliers and hardware manufacturers as well.

Apple's own booth was home to almost two dozen companies offering CAD, project management, and marketing software for the Macintosh. Nearby, VersaCAD—which had announced its Macintosh version in January—was also singing the Mac's praises, and Hewlett-Packard was offering many plotters and printers with interfaces tailored to Apple systems.


Products for the IBM-compatible market, and for minicomputer systems such as those offered by Sun, Apollo, Prime, and Digital Equipment Corporation, still dominated the show, though. There, the watchwords were: Faster! Cheaper! More colorful!

Introduced were new graphics boards that allow quick redrawing and review of CAD images on computer screens, new low prices on existing products (especially on plotters), relatively inexpensive full-color printers using thermal-transfer systems, and super-capable digitizers.

Sorting through all the babble it is clear that smaller architectural firms, in particular,

are beginning to be well served by an astonishing variety of vendors offering excellent performance at attractive prices. The task will be more one of sorting through all the options than one of finding the capital to make the jump into architectural-office automation. Suppliers are beginning to help, though, with new-found compatibility. CAD files can now be moved from Apple to Sun to IBM, for instance, almost painlessly. That's because different versions of software packages now produce drawing and database files that have the same or almost the same structure, no matter which type of computer the files were created on.

Intergraph alone announced 13 new products at the show, forming the base for what it says is a strategy to use the UNIX operating system. The new products are, however, compatible with the company's existing VAX-based software, which the company says already accounts for 40 percent of the A/E/C market by dollar volume. The VAX can run UNIX, but runs much faster with the VMS-



1. *Houston Instrument DMP-62 drafting plotter*
2. *Schlumberger Graphics thermal-transfer printer*
3. *QMS print of AutoShade plot*
4. *Bruning Computer Graphics, Zetadraf 900*

operating system existing Intergraph products use. The new packages are built around the MicroStation 32 workstation. They include project management software, fast raster graphics, structural design, and 3-D modeling software.

Circle 300 on reader service card

Intergraph is also pushing third-party developers for the MS-DOS package developed by Bentley Systems [RECORD, April 1988, page 125]. Drawing and database files are compatible with the UNIX and VMS versions, although drawing databases transferred from the largest systems to the smallest may lose some "structure" as the information they contain is translated into a form personal-computer software can use.

UNIX was the big news at the Sun Microsystems booth as well. Sun had announced a financial alliance with AT&T the previous month, and AT&T hinted it would release the next version of UNIX to Sun especially well on Sun systems. Sun also displayed the month-old Sun 386i workstations, which come in two versions and run both UNIX and IBM-compatible MS-DOS software.


Circle 301 on reader service card

Autodesk announced AutoCAD Release 10, with vastly improved capabilities for handling three-dimensional images. The new release is available for the IBM family of computers and compatibles, Sun-3 and Sun-4, the Sun 386i using UNIX, Apollo DN3000 and DN4000 using Apollo's 5 AEGIS operating system, and the DEC VAX station II/RC/GPX and 2000 using the VMS-operating system.

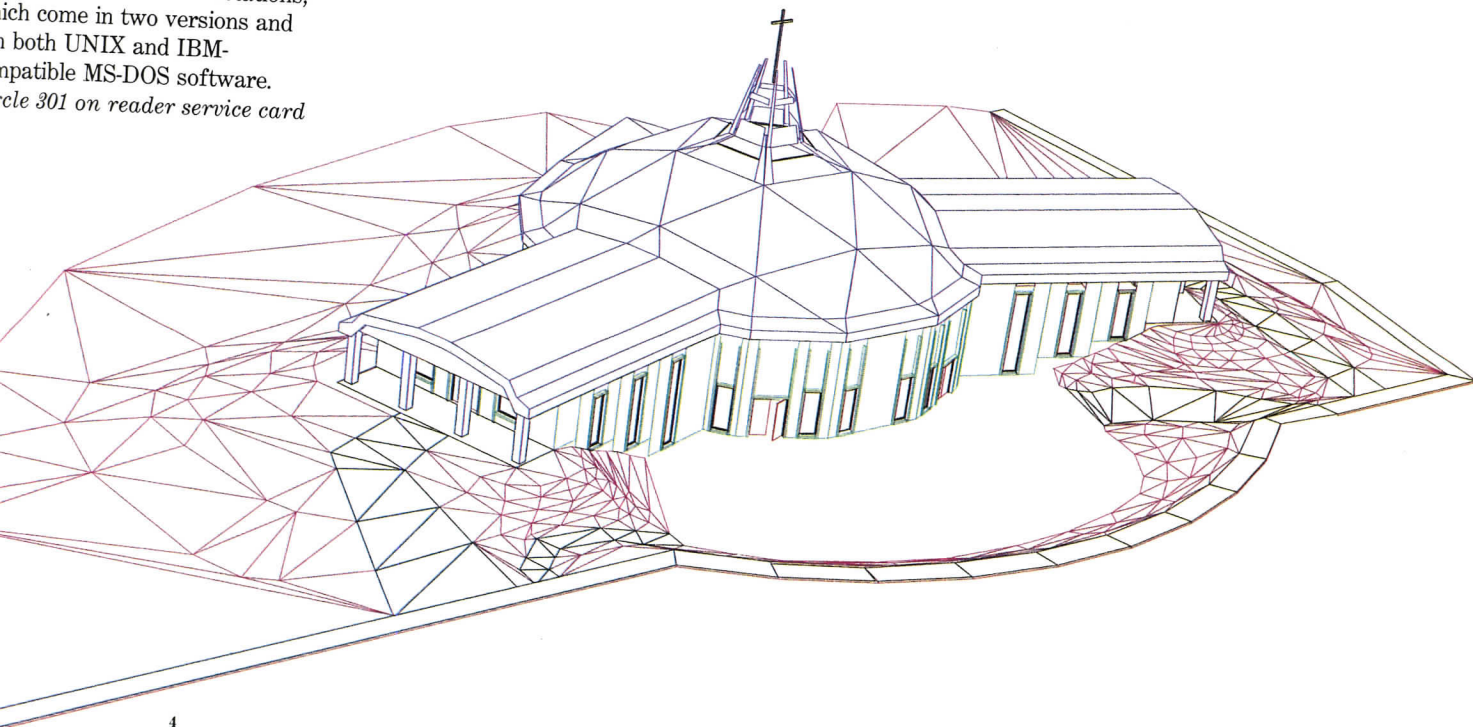
For the Mac

The Macintosh version of AutoCAD will ship in the third quarter, Autodesk says, for \$3,000. Release 10 for the Macintosh II will not require the

use of an IBM emulator board. It works with the new Macintosh-MultiFinder multitasking operating system, and supports the standard Macintosh interface



3



4



and peripherals such as printers and plotters. Autodesk says the program will support existing add-on products such as AutoShade. In addition, there are new "hooks" in AutoCAD files to facilitate development of third-party add-ons.
Circle 302 on reader service card

Versacad Corporation announced version 1.1 of its VersaCAD/Macintosh edition, a "2.5-D" (that is, near three dimensional) CAD program for the Plus or SE models with one megabyte of memory, coprocessor and hard disk, or for the Macintosh II with two megabytes. The new version adds bill-of-materials processing to the earlier version; all current owners get a free upgrade.

Versacad has chosen to meld its software very tightly to the Macintosh system. The main program follows the standard Macintosh interface extremely closely. The bill-of-materials processor (standard in IBM-compatible versions) is actually a HyperCard "stack," or program. HyperCard, given away by Apple with all Macintosh computers now, has an easy-to-learn

programming language. Version 1.1 also includes HyperCard stacks for door and window schedules and text processing. Versacad hopes third-party developers will use HyperCard to write other add-ons.

Versacad also demonstrated true 3-D graphics using the HOOPS graphic programming tools from Ithaca Software. HOOPS, already used for UNIX and VMS workstations, will be incorporated into future Macintosh releases of VersaCAD, the company says.
Circle 303 on reader service card

Innovative Data Design, Inc., which has been selling MacDraft, the simple and very popular \$269 2-D drafting program for the Macintosh, demonstrated DREAMS, a more advanced 2-D product. The \$500 basic DREAMS package comes with a library of architectural symbols and printer and plotter utilities. IDD promises modules for 3-D, database manipulations, color effects, etc. The software runs on the Macintosh Plus, SE, and II with one megabyte; a hard drive is recommended.
Circle 304 on reader service card

A Macintosh-oriented redesign of Generic CADD Level 1 for \$99.50 was announced by Generic Software, Inc. In the company's "level" system, Level 1 is a basic, entry-level package; Level 3 (not yet available for the Macintosh) is a full-featured one. There are add-ons available for 3-D and other functions.
Circle 305 on reader service card

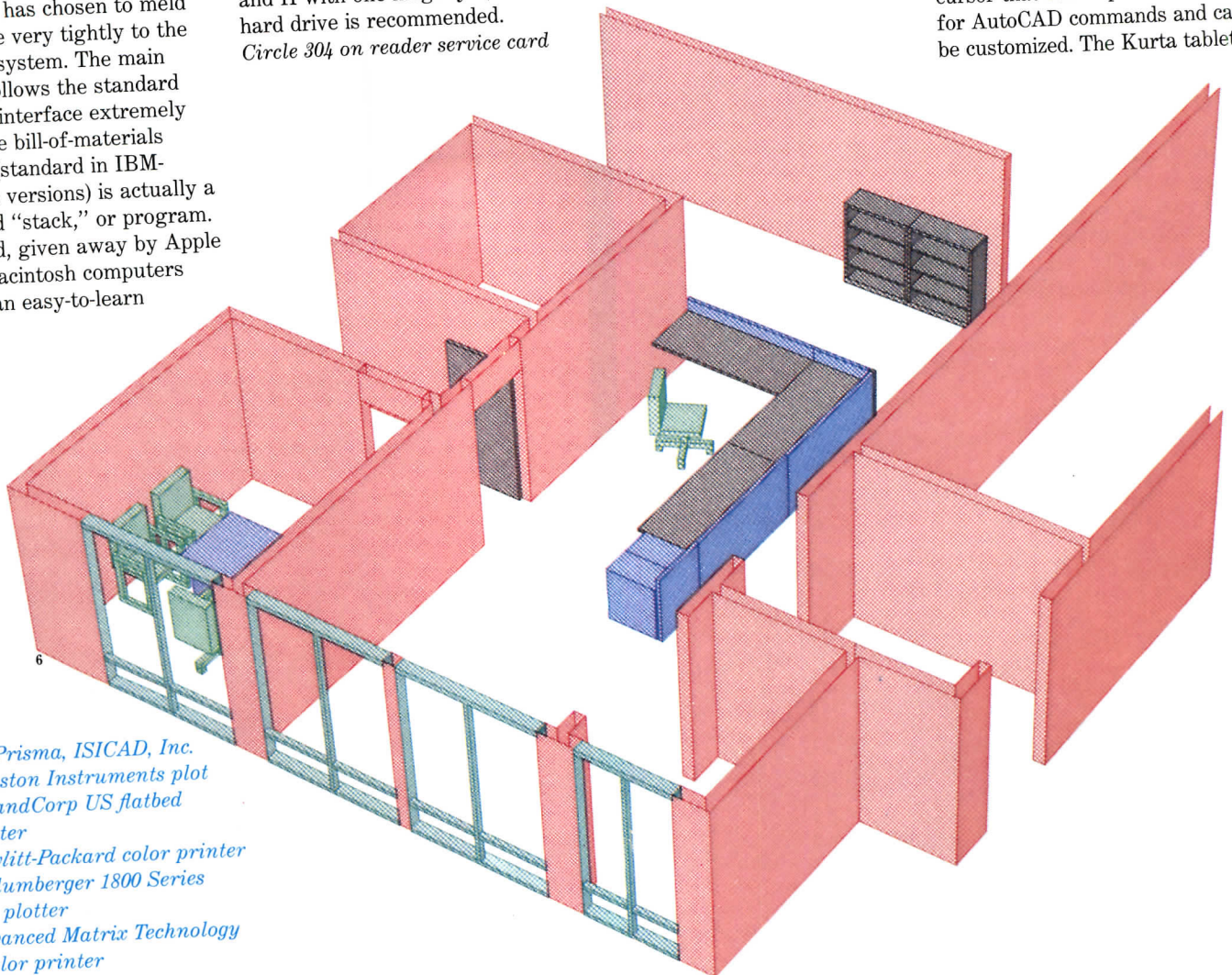
Visual Information, Inc. announced an alliance with Versacad: the VII translator program, which allows users to transfer files between Dimensions 3-D and VersaCAD/Macintosh edition, is free to registered users of both




programs until the end of August. VII claims true 3-D for its \$1,595 Dimensions CAD software; the solids-modeling add-on costs \$895, and a program to translate to and from standard DXF files is \$495. The package can run on Macintosh computers as small as the old 512, the company says.
Circle 306 on reader service card

Kurta announced the IS/ADB, the first digitizing tablet to support the Macintosh SE and II Apple-Destop-Bus (ADB) port. It can also be plugged into the keyboard port, which leaves the serial port free for other devices, such as plotters. The IS/ADB, \$395, has an 8.5- by 11-in. digitizing surface, and comes with a corded pen stylus. A cordless pen and corded or cordless cursors are also available.
Circle 307 on reader service card

Kurta's larger tablets don't support ADB yet. They can, however, be ordered with either a Macintosh- or an IBM-compatible serial interface, and a 12-button cursor that comes preconfigured for AutoCAD commands and can be customized. The Kurta tablets



5. PC-Prisma, ISICAD, Inc.
6. Houston Instruments plot
7. RolandCorp US flatbed plotter
8. Hewlett-Packard color printer
9. Schlumberger 1800 Series pen plotter
10. Advanced Matrix Technology 7-color printer



can switch back and forth between mouse and digitizer mode, and allow users to keep the entire surface active for drawing, even when using a template that would normally restrict the drawing window.

Third parties have long been reluctant to develop for the ADB port, in part because Apple has been reluctant to freeze the port's specifications. Kurta's actions suggest Apple is finally serious about issuing standards with some permanence. This, in turn, should stimulate more third-party interest.

Compunering, Inc., introduced LOGO MAC, a \$145 land surveying and coordinate geometry program for the Macintosh SE and II. The firm already sells FRAME MAC, for D frame, truss, and beam analysis.

Circle 308 on reader service card

near-photographic picture quality available for the Macintosh II with the new ColorBoard 104 in RasterOps. It displays up to 4,096 simultaneous colors—on a palette of 16.7 million—on a 17- or 19-in. monitor with 1,024 by 68 pixels. The board takes up one Mac II-NuBus slot, and uses the power equivalent of two slots.

Circle 309 on reader service card

color thermal-transfer outputs from the Macintosh II are possible with the new HP LaserJet 4693D Option 44, which comes with 4 megabytes of internal memory. The printer also uses a NuBus-compatible card for the parallel interface.

Circle 310 on reader service card

Printers and plotters saw the biggest hardware news as the proliferation of color thermal-transfer printers for Macintosh computers. The new HP standardized color rolls, which pass by each color in sequence, melt each color of the wax-ink onto the print,

a roller presses the ink firmly. The resulting print can withstand fairly rough treatment. Although the underlying "engine" is usually from Mitsubishi, and handles sizes up to 11 by 17 in., the individual products being offered have many different features.

QMS displayed what it says is the first color printer that can handle the PostScript graphics and typesetting language; the price is \$24,995. The ColorScript 100 has RS-232, Centronics-parallel, and RS-422/AppleTalk interfaces.

Circle 311 on reader service card

CalComp's ColorView B-size 200-dot-per-in. thermal printers, include the Model 5612 printer and 5912 plotter/printer. The 5912 emulates the 5800 Series electrostatic plotters, the 1040GT Series, and Artisan pen plotters, as well as the GSS Virtual Device Interface that many presentation graphics packages use. The 5912 costs \$9,995, or \$13,995 with a color video controller that allows fast-screen prints and some networking capability. The 5612 is \$7,995; the controller alone is \$8,995.

Circle 312 on reader service card

Schlumberger Graphics said it would start shipping its Model

5232 B-size 3-color thermal-transfer 300-dot-per-in. plotter in July. The interface is simple, via Centronics parallel cable and AutoCAD ADI, and the price is low: \$8,950. The company says it reproduces the entire AutoShade color palette.


Circle 313 on reader service card

Advanced Matrix Technology's new Accel-500 graphics printer with four-color ribbon and 24-pin printhead is only \$1,185 and handles paper up to 17 inches wide.

Circle 314 on reader service card

Queen of the show was the new 8836 from Versatec, (a Xerox subsidiary), the first E-size (36-inches-wide) monochrome laser plotter. Paper comes out of the machine at an inch-per-second and with a resolution of 400 points-per-inch. To save paper, the plotter can rotate a D-size drawing (22 by 34 in.). For twice the output speed, there is a "draft" mode at 200 points-per-inch. Finished prints, up to 15 feet long, are automatically rolled, taped, and labeled. The cost: \$28,000; \$37,900 with an embedded controller that accepts data in the Xerox/Versatec 906/907 format.

Circle 315 on reader service card



Houston Instrument showed several new peripherals for its DMP-61 and DMP-62 plotters. SCAD-CAD Model 128A, \$2,995, turns either plotter into an optical scanner. The MP-60 pen changer upgrades the plotters to multipen operation for \$750. The one megabyte buffer board sells for \$995.

Circle 316 on reader service card

Roland DG announced two new low-priced flatbed plotters, the GRX-300 (up to size D) and the E-size GRX-400.

Circle 317 on reader service card

The Numonics 7191 8-pen E-size plotter, announced in March and displayed at the show, comes with 500 kilobytes of buffer memory.

Circle 318 on reader service card

Price cuts, or more features for the same price, were common. Bruning reduced the price of two 8-pen plotters, the Zeta 824CS, a D-size unit (from \$8,800 to \$5,950), and the 836CS (E-size, from \$10,900 to \$9,900). The Bruning units support all four major plotter languages: GML, HPGL, Calcomp 960, and Tektronix Plot-10.


Circle 319 on reader service card

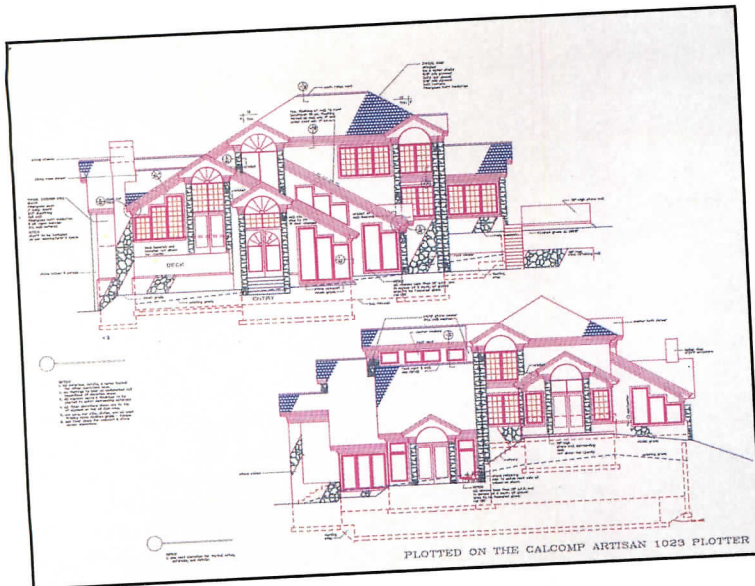
Hewlett-Packard cut the price of its D-size DraftPro 8-pen plotter to \$3,995.

Circle 320 on reader service card

Enter Computer's ENCAD SP1800 D-size 8-pen plotter, announced in January at \$4,695, now comes with a 2-year or 1,000-hour guarantee.

Circle 321 on reader service card





11

Graphics boards

Pixelworks, Inc., announced that its CLIPPER graphics boards for IBM computers and compatibles can now support several new CAD packages, including DataCAD, MicroStation by Intergraph, SmartCAM, and the Xenix operating system.

Circle 325 on reader service card

JDL announced several enhancements to its 850 GL+ C-size plotter/printer. It can now rotate a drawing so the long axis aligns with the media roll, and it communicates with the host computer via parallel interface, for plots 20- to 25-percent speedier than using the serial port would allow. Automatic configuration controls are now built in instead of being on optional cards; users specify the software being used to plot the image and the 850 GL+ adjusts. The optional wide-text feature (for printing a 160-character-line) is now standard. The price is \$3,845.

Circle 322 on reader service card

United Innovations announced its MURAL 9000 E-size flatbed plotter with HPGL compatibility for \$3,900. The older, D-size unit is \$2,495.

Circle 323 on reader service card

Optical Computer, Inc., now includes a one-megabyte input buffer (instead of the 7 kilobytes), and 36-in.-per-second plotting speed, instead of 24, with its E-size pen plotters; the 8-pen model is \$6,995; the 1-pen version is \$5,995.

Circle 324 on reader service card

3D-graphics systems. The GTX 4000 "intelligent" scanner "cleans up" drawings and aperture cards it scans, smoothing edges and removing speckles. D-FILE helps keep track of drawings and computer files on which they are based. D-VIEW is a PC-based raster view station; it allows users to scan drawings from raw files in one second or less. The GTX 5000 drawing processor "peels" the outer pixel layers of complex shapes to enhance drawing quality; the process used to take hours, now it takes minutes.

Circle 327 on reader service card

Control Systems introduced the Artist 10 MC for the IBM PS/2 Model 50 and higher. It is up to 25 times faster than IBM's own 8514A graphics card, and can be ordered with software to run any of a number of applications and software is

available for AutoCAD and AutoSHADE. The price is \$3,595. Circle 328 on reader service card


Databases

Codeworks Corporation announced CodeANALYST, a two-part package that allows architects to test project design ideas against applicable code requirements on a personal computer, and then produce a design report by querying a database of building codes from many metropolitan areas in the East via computer modem and phone line.

Circle 329 on reader service card

The National Institute of Building Sciences demonstrated the new Navy/Army Corps of Engineers Construction Criteria Base, a fully indexed CD-ROM containing more than 150,000 pages of federal construction


12



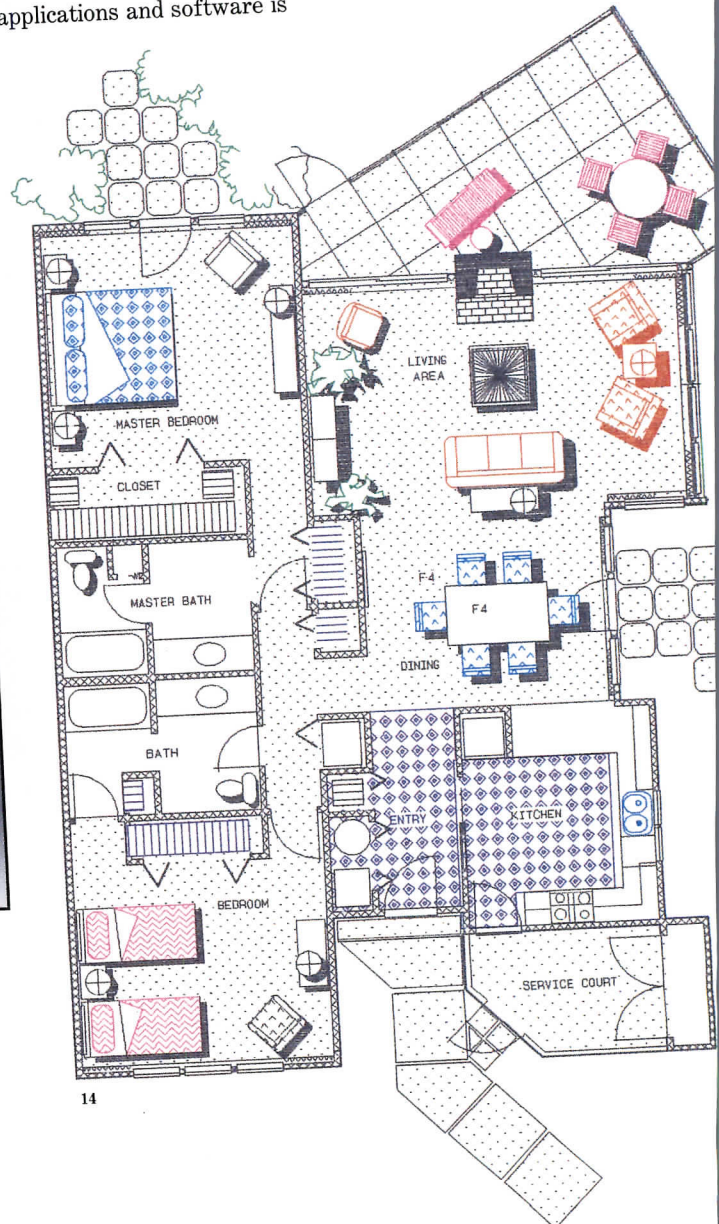
AutoCAD release 9's new interface with pull-down menus is now supported by GTCO's CADcontroller graphics card, a particularly inexpensive card priced at \$995.

Circle 326 on reader service card

GTX announced several new enhancements for its high-end



13



14

and criteria information. An annual subscription is \$970, which includes an updated CD-ROM disk once every three months. Users also need VolksWriter 3, a word processing program, if they wish to edit specifications from the database.

Circle 330 on reader service card

Peachtree became the fourth window/door manufacturer to offer a database of its own products for use with AutoCAD—and the first to charge users (\$150). The Peachtree database is also the first that can be run from a digitizing-tablet template. In fact, the template can be used to run AutoCAD as well.

Databases for Marvin, Andersen, and Pella were described in RECORD, September 1987, page 137.]


Circle 331 on reader service card

Other software and systems

Several software providers announced PC-based CAD systems that have many of the data-handling features of minicomputer systems. In general, such systems are "object based," that is, the underlying data control the drawing, and not the other way around, as is typical of "layer based" systems common on personal computers.

Construction Data Control, a

perhaeuser affiliate,



15

introduced ProfitCAD for IBM-compatible personal computers. Once plans are drawn with it, ProfitCAD goes beyond creating a bill-of-materials to add complete estimates, take-off quantities, and total costs. It does this by assigning packages of associated items to each graphic element as it is added to a drawing.

Circle 332 on reader service card

ISICAD showed its PC-PRISMA software for the first time, and also introduced enhancements to its existing PC product, CADvance. The latter now includes tight file integration with dBase III Plus, and tools for third-party developers to add information management applications.

Circle 333 on reader service card

Micro Planning International, whose graphically oriented Micro Planner project planning software has been available for the Macintosh for some time, announced a version for IBM-compatible computers as well.

Circle 334 on reader service card

DocuGraphix-MiCAD and Apollo announced a version of MiCAD's facility management package to run on Apollo's engineering workstations. Previously, the software only worked with IBM-compatible personal computers.

Circle 335 on reader service card

Sigma Design says its ARRIS CAD software will soon be available on Sun 386i workstations. The company also announced two new software packages, one for site design and the other for furniture, fixtures and equipment, and said it was expanding its program for third-party developers.

Circle 336 on reader service card


Skok displayed its new Drawbase version 105, which now includes 3-D shading (as a separate \$495 add-on), an integrated text editor, enhanced ability to import and export industry-standard DXF files, and an improved integral programming language.

Circle 337 on reader service card

Other hardware

IBM released details of its RT-based architectural design system, being developed in cooperation with Skidmore, Owings & Merrill and scheduled for December 1988 release. Packages of software and hardware range in price from \$20,710 to \$28,610.

Circle 338 on reader service card




17

Sel-Net, a high-end addition to Western Automation's printer and plotter network systems, was announced at the show. An 8-port system with 4.5 megabytes of buffer memory is \$4,295; a 4-port network with only one-half megabyte is \$1,425. There are 10 configurations in all.

Circle 339 on reader service card

GammaLink said that its PC-to-FAX transmission speed has been more than doubled, to 30-45 seconds for an A-size drawing. The company also released a unit compatible with the IBM PS/2 microchannel standard, for PS/2 models higher than the Model 30.

Circle 340 on reader service card



11. CalComp Artisan pen plot, ISICAD display
12. Versatec 8836 laser plotter
13. Numonics 7191 8-pen plotter
14. JDL plot
15. Ioline 8-pen controls
16. Sigma Design ARRIS display
17. Houston Instruments DMP-60, with scanner

Do it right.

Do it once.

Do it

DUROCKTM

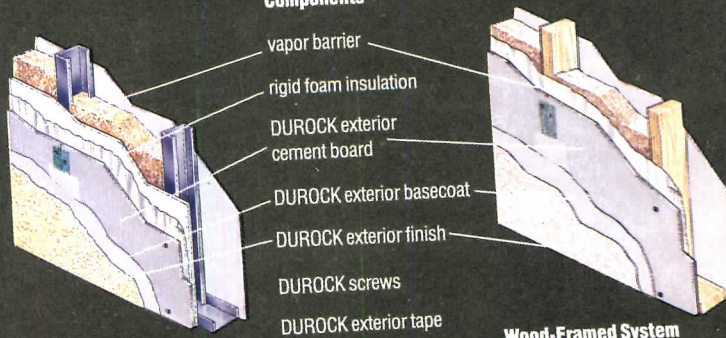
Exterior
Finish
System

The warmth of traditional stucco without the worry of doing it over. DUROCK system-matched components help you **do it right**. DUROCK Exterior Cement Board, attaching screws, joint treatment, and DUROCK Exterior Basecoat and Finish are all designed together, to work together. To give you solid, strong attachment. To speed construction. To give you quality assurance from the leader in construction technology—United States Gypsum Company.

Do it once, because the substrate resists dents and penetration. While the basecoat and elastomeric finish system withstand minor building movement, thermal expansion, and moisture.

Enduring beauty in stucco-looks or textures in a spectrum of creative colors. Do it all, once and for all with DUROCK Exterior Finish Systems. Write us at 101 S. Wacker Drive, Chicago, IL 60606-4385. Dept. AR788

DUROCK System-Matched Components



Steel-Framed System

Wood-Framed System

United States Gypsum Company

STAIN PROOF GROUT!



LATAPOXY[®] SP-100 The Stain Proof Grout

- Grout as easy to clean as the tile itself
- Consistent, uniform grout color
- No sealers required—ever
- Over 30 bright bold colors

Call the LATICRETE[®] Technical Services Department for complete information on this exciting product and the complete line of time proven installation systems from LATICRETE International.

Call (800) 243-4788 or (203) 393-0010 for information, cost estimates and technical assistance.

When your project demands reliability, cost effectiveness, proven installations... call on the LATICRETE System.



LATICRETE

LATICRETE INTERNATIONAL, INC.
1 LATICRETE PARK NORTH • BETHANY • CT 06525-3498 USA
TELEPHONE (203) 393-0010 • TOLL FREE (800) 243-4788
TELEX 96-3541 LATICRETE BTHY • TELEFAX (203) 393-1684

in inquiry card

Circle 47 on inquiry card



Finally...you can now have a conversation with your elevators.

Introducing the **TOTAL ELEVATOR DIAGNOSTICS SYSTEM... T.E.D.™**

T.E.D. lets the elevator "speak" to you through a vivid, computer-generated graphics display! Elevator location & current status, car & hall call condition, direction of elevator travel and numerous other information displays are available. Average waiting time and interfloor travel time can be computed and provided as statistical data.

With **T.E.D.**, analysis of elevator use in conjunction with actual building conditions is available at the touch of a key pad. Has your building usage changed? **T.E.D.** provides exact data for analysis. Where system modifications are called for...no more guesswork!

Your Montgomery Service Professional can evaluate **T.E.D.**'s information with you to yield more efficient Preventive Maintenance results than ever before! **T.E.D.** can provide "electronic snapshots" which isolate time segments of operation to pinpoint elevator condition and usage coincidental with reported service malfunctions. Fewer false alarms and wasted service dollars are the result!

The possibilities are endless for interaction with your elevators. Call Montgomery today...just ask for **T.E.D.**





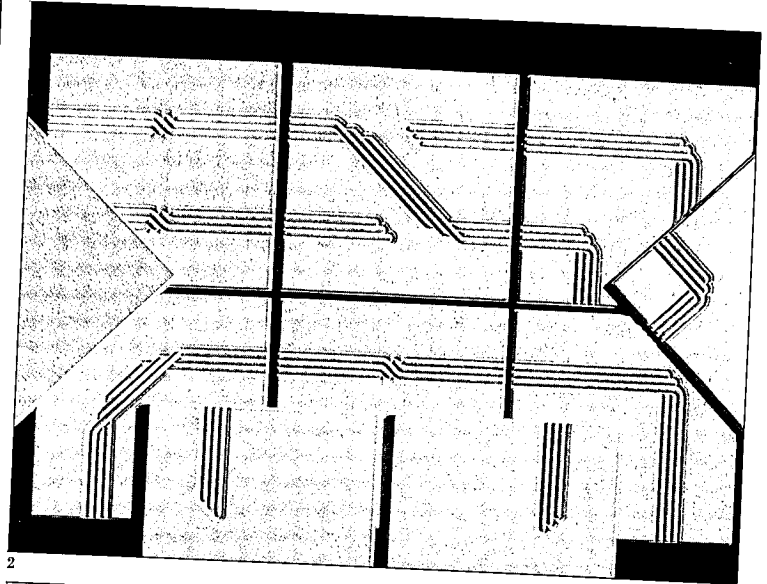

montgomery®

ELEVATORS ESCALATORS POWER WALKS POWER RAMPS

Montgomery Elevator Company, One Montgomery Court, Moline, Illinois 61265

Offices in principal cities of North America/Representatives Worldwide

For more information,
circle item numbers on
Reader Service Card



ve it all
ceiling business is definitely
ng up. At a recent
ennial national convention
rmstrong contractors and
butors, the large
ufacturer announced some
umbers: over 400 new
g and wall products, a
ing of total sales in six
and, in the building
cts division alone, a 38
at sales increase over 1986.
ong the new products were
cent details, designed to
r the hollow square
l by the intersection of
mer panels (1). Intended to
ht the linear pattern of

the ceiling, the trim snaps
directly onto 9/16-in. suspended
grid. Offered in two sizes, for
use either 4- or 2-ft on center, the
accent squares have stepped or
beveled edges that reflect the
profile of the ceiling panel. The
trim piece comes in white,
platinum, haze, or the onyx in
photo.

The alphabetical progression
of the *Syllables* series continued
with new *System M* (2). The 10
coordinated panel designs have a
twisted and overlapping triple-
bead detail, which may be
continued from panel to panel to
acheive an almost custom
pattern in the overall ceiling.

The humidity-resistant, vinyl-
wrapped *Artran* ceiling now has
a more scuff-resistant surface
coating, a stronger, less-damage-
prone edge, and a corduroy-
fabric look. Sculptured *Cross
Linear* (3) works with current
wrapped panels, and may be
installed in a parquet pattern. A
new variegated paint finish, in
white, platinum, and haze, is now
offered on short-lead special
order for all *Artran* patterns.

Several detail options were
added to the *Cirrus Travertone*
panel line (4). The chamfered
edge of the center tile is said to
cause the grid to recede by
overpowering it visually; other

profiles include a bullnose (left)
and a furniture-like beaded edge.

Armstrong has entered the
ceiling grid manufacturing field
via several recent acquisitions,
and intends to offer both grid
and panels as a color-coordinated
package. Armstrong World
Industries, Inc., Lancaster, Pa.
Circle 341 on reader service card
More products on page 143

**Composition and form.
Hardware classics by Sargent.**



The eye knows it; the hand confirms it. This is form and function perfectly integrated. This is Sargent, the mortise lock of choice for generations of architects and specifiers.

Craftsmanship, service and on-time delivery. For enduring qualities in mortise and bored locks, door closers and exit devices, choose the complete Sargent line. And get classic architectural hardware.


**SARGENT
ESSEX**

INDUSTRIES, INC.
Sargent, New Haven, Connecticut 06511
Sargent of Canada Ltd.


Circle 49 on inquiry card

Product literature


For more information,
circle item numbers on
Reader Service Card



Tile setting products
Thin-set mortars, latex additives, adhesives, colored grouts, and self-leveling sound-control underlayments are illustrated in a 12-page technical catalog. Jamo, Inc., Miami.
Circle 400 on reader service card




Tiles and grouts
Custom-designed murals and sculptured tile are shown in a full-line ceramic catalog. Setting, grouting, and sealant products are included. Summitville Tiles, Inc., Summitville, Ohio.
Circle 406 on reader service card



Grouts and mortars
An 8-page catalog covers a full line of setting products, and explains six architectural specification aids offered by the manufacturer. Mapei Corp., Elk Grove Village, Ill.
Circle 401 on reader service card



Installation methods
The 1988 Handbook for Ceramic Tile Installation contains 36 pages on setting techniques, shown in detail with recommended applications and limitations. Tile Council of America, Inc., Princeton, N. J.
Circle 407 on reader service card



Shrink-resistant concrete
Technical brochure describes how the *Fibermesh* secondary reinforcement system uses synthetic fibers to avoid plastic-shrinkage crack formation in concrete. Fibermesh Co., Chattanooga, Tenn.
Circle 402 on reader service card



Isolation membrane
A 4-page architectural folder on mastics and modified mortars and grouts describes the *NobleSeal TS* anti-fracture/waterproofing membrane for all types of thin-set tile installations. H. B. Fuller Co., Palatine, Ill.
Circle 408 on reader service card



Ceramic tile products
A full-line color catalog contains 60 pages on all types of tiles, as well as proprietary setting products and installation tools, such as the *Groutmaster* trowel. American Olean Tile Co., Lansdale, Pa.
Circle 403 on reader service card



Adhesives and grouts
Unsanded and dense grouts, tile and stone adhesives, and several types of modified mortars are discussed in an 8-page color catalog. W. R. Bonsal Co., Charlotte, N. C.
Circle 409 on reader service card




Ceramic veneer systems
Interior and exterior tile installation systems, and samples of Classic and Designer colored grouts, are included in a 12-page brochure on the *Laticrete* system. Laticrete International, Inc., Bethany, Conn.
Circle 404 on reader service card



Installation systems
Hydroment grouting, caulking, waterproofing, and installation systems for tile, brick, and stone are described in a 12-page architectural brochure. Bostik Construction Products, Huntingdon Valley, Pa.
Circle 410 on reader service card



Grout/mortar additives
Epoxy, acrylic, and latex-modified grouts and mortars are compared in an 8-page catalog. ANSI and other references are given for each product. Southern Grouts & Mortars, Inc., Pompano Beach, Fla.
Circle 405 on reader service card



Chemical-resistant grouts
Grouts, mortars, and setting beds designed for severe chemical and corrosive exposures are explained in an 8-page specification catalog. Atlas Minerals & Chemicals, Inc., Mertztown, Pa.
Circle 411 on reader service card

Now Appearing On Copy Center Doors Everywhere

Copies of originals up to three feet wide by any manageable length. Clean, crisp, legible copies you don't have to squint at. Copies made from anything—blueprints, paste-ups, even originals mounted on boards up to 1/8 inch thick. Copies that don't fade in the sun or over time. Permanent, archival quality copies that can be referred to for decades. Plain paper copies made faster and for less cost. Quality copies that look better and read better.

Copies made at While-You-Wait speed and at competitive prices. Wherever you see a Copy Center with Brother Dominic on the front door, you can now have large documents copied faithfully and fast. For more information on any of the Xerox copiers and printers for large documents, call 800-TEAM XRX ext. 221 D.

Copy centers with the Xerox Engineering Copier—a combination made in heaven.

We Document The World.

This advertisement was fully composed using Xerox Ventura Publisher software.

Xerox® is a trademark of Xerox Corporation.
Ventura Publisher® is a trademark of Ventura Software, Inc.
©1988, Xerox Corporation.




For more information,
circle item numbers on
Reader Service Card



Resilient flooring
A 186-page book explains *Custom-Look* vinyl tile, said to vary in color and shading from tile to tile. All Tarkett sheet and tile flooring designs are illustrated in color. Tarkett, Inc., Parsippany, N. J.
Circle 412 on reader service card



Ceramic tile
Product data sheets illustrate specific applications of ceramic tile, such as unglazed mosaic tile used extensively in a spa facility. Technical and size information is included. United States Ceramic Tile Co., East Sparta, Ohio.
Circle 418 on reader service card




Storage systems
Specification manuals present technical and design information on *Fullspace* high-density mobile files, and fixed storage units such as shelving, display fixtures, bookcases, and lockers. Lundia, Jacksonville, Ill.
Circle 413 on reader service card



Wall and floor tile
New products, such as *Enduro* high-gloss tile for heavy-traffic commercial floors, are included in a full-line, 28-page architectural catalog on ceramic tile. American Marazzi Tile, Sunnyvale, Tex.
Circle 419 on reader service card




Laminated hardwood floors
Anderson plank and parquet products are covered in a 16-page color booklet; all stain options are illustrated, and maintenance products and instructions are included. Anderson Hardwood Floors, Clinton, S. C.
Circle 414 on reader service card



Cementitious underlayments
New literature from Ardex includes an overview of self-leveling cements, and technical information on *Arla* flexible underlayment for installing resilient-over-resilient flooring. Ardex, Inc., Corapopolis, Pa.
Circle 420 on reader service card




Concrete reinforcement
Polypropylene reinforcing fibers, said to reduce plastic shrinkage cracking in concrete by over 80 percent, are introduced in a technical folder. W. R. Grace & Co., Construction Products Div., Cambridge, Mass.
Circle 415 on reader service card



Italian tile
A recently revised 64-page color booklet, "The Designer's Guide to Italian Ceramic Tiles & Their Installation," explains how to choose the correct tile product for specific applications. Italian Tile Center, New York City.
Circle 421 on reader service card



Coatings and finishes
A technical folder provides data on pre-packaged exterior and interior masonry coatings, acrylic water repellents, mortar mixes, self-leveling floor toppings, and other products. W. R. Bonsal Co., Charlotte, N. C.
Circle 416 on reader service card



Marble aggregate tiles
A brochure explains the different care requirements of polished and honed-finish *Armstone* composite floor and wall products, which are also applicable to other marble tiles. ArmStar, Lenoir City, Tenn.
Circle 422 on reader service card




Mortar and grouts
A full line of tile-setting materials, including new multipurpose *Flex-Bond* polymer-fortified mortar, is covered in a 12-page design catalog. Custom Building Products, Bell, Calif.
Circle 417 on reader service card



Flooring adhesive
Gyp-Crete adhesives suitable for the installation of laminated wood flooring, carpet, resilient floor coverings, and ceramic tile are presented in a 4-page application brochure. Gyp-Crete Corp., Hamel, Minn.
Circle 423 on reader service card

TCS and the Corporate Ediface

Procter & Gamble General Office
Cincinnati, Ohio
Architect: Kohn—Pedersen—
Fox Associates
New York, NY
Roofer: Imbus Roofing Company,
Cold Spring, KY



PPG Place, Pittsburgh, PA
Architect: Johnson/Burgee
New York, NY
Roofer: Warren, Ehret-Linck
Company
Pittsburgh, PA

There are many striking examples of how TCS (terne-coated stainless) has become an integral part of a total architectural concept...expressed so beautifully as roofs on the Procter & Gamble building and on the many roofs of PPG Place. Weathering to a predictable warm, natural patina, TCS blends quietly with the buildings' architectural expression.

Aesthetics aside, however, TCS has impressive functional credentials. Among them are exceptional strength combined with light weight, exceptional resistance to corrosive environments, complete freedom from maintenance, thereby promising a durability measured in generations rather than years. We'll be happy to send you substantiating evidence. Call us free 800-624-6906.

FOLLANSBEE
FOLLANSBEE STEEL • FOLLANSBEE, WV

Circle 51 on inquiry card

ARCHITECTS' BOOK CLUB®

Membership Order Card

Please enroll me as a member and send me **Time-Saver Standards for Building Types, 2/e,** and **Time-Saver Standards for Residential Development,** (584555-5), billing me only \$14.95, plus local tax, postage, and handling. I agree to purchase a minimum of three additional books during my first year as outlined under the Club plan described in this ad. Membership in the club is cancellable by me any time after the three book purchase requirement has been fulfilled. A shipping and handling charge is added to all shipments.

Signature _____

Name _____

Address/Apt. # _____

City/State, Zip _____

This order subject to acceptance by McGraw-Hill.
Offer good only to new members. Foreign member
acceptance subject to special conditions.

ARCHITECTS' BOOK CLUB®

Membership Order Card

Please enroll me as a member and send me **Time-Saver Standards for Building Types, 2/e,** and **Time-Saver Standards for Residential Development,** (584555-5), billing me only \$14.95, plus local tax, postage, and handling. I agree to purchase a minimum of three additional books during my first year as outlined under the Club plan described in this ad. Membership in the club is cancellable by me any time after the three book purchase requirement has been fulfilled. A shipping and handling charge is added to all shipments.

Signature _____

Name _____

Address/Apt. # _____

City/State, Zip _____

This order subject to acceptance by McGraw-Hill.
Offer good only to new members. Foreign member
acceptance subject to special conditions.



NO POSTAGE
NECESSARY
IF MAILED
IN THE
UNITED STATES

BUSINESS REPLY MAIL

FIRST CLASS MAIL

PERMIT NO. 42


HIGHTSTOWN, NJ

POSTAGE WILL BE PAID BY ADDRESSEE

McGraw-Hill Book Clubs

P.O. Box 582

Hightstown, NJ 08520-9959



NO POSTAGE
NECESSARY
IF MAILED
IN THE
UNITED STATES

BUSINESS REPLY MAIL

FIRST CLASS MAIL

PERMIT NO. 42


HIGHTSTOWN, NJ


POSTAGE WILL BE PAID BY ADDRESSEE

McGraw-Hill Book Clubs

P.O. Box 582

Hightstown, NJ 08520-9959





TAKE THESE TWO GIANT REFERENCES FOR ONLY \$14.95

when you join the Architects' Book Club®
A \$147.00 Value!

McGraw-Hill's Architects' Book Club offers a wide variety of books to help you in all phases of your work. For example, these two from the renowned *Time-Saver Standards Series* total some 2,000 pages of vital information for architects and planners — including professional building data, design procedures, facts, definitions, and practical examples. Both books will help you design better, more cost-effective buildings. They will also save you time and money — and they are both yours for ONLY \$14.95 when you join the club.

MORE REASONS TO JOIN TODAY!

Get the best and newest books from ALL publishers! Books are selected from a wide range of publishers by expert editors and consultants to give you continuing access to the best and latest in your field.

Get big savings! Build your library and save money, too! Save up to 40% or more off publishers' list prices.

Get bonus books! You will immediately begin to participate in our Book Plan that allows you savings up to 70% off the publisher's prices of many professional and general interest books.

Get the convenience you deserve! 14-16 times a year (every 6 weeks) you receive the Club Bulletin FREE. It fully describes the selection and alternate selections. A dated Reply Card is included. If you want the Main Selection, you simply do nothing — it will be shipped automatically. If you want an alternate selection — or no selection at all — you simply indicate it on the Reply Card and return it by the date specified. You will have at least 10 days to decide. If, because of the delay in delivery of the Bulletin you receive a Main Selection you do not want, you may return it for credit at the Club's expense.

As a member you agree to buy just three more books during your first year of membership. Membership may be discontinued by either you or the Club at any time after you have purchased the three additional books.

Order now and get your books, call
FREE 1-800-2-MCGRAW.
Fill out the attached card and
return today! If the card is missing,

write to:

Architects' Book Club®
PO Box 582, Hightstown, New Jersey 08520-9959

TIME-SAVER STANDARDS FOR BUILDING TYPES, 2nd Ed.

Edited by Joseph DeChiara and John Callender

- plans, dimensions, ideas and data for more than 100 types of buildings
- functional relationships of the components of each building type
- 1,277 information-packed pages with contributions by more than 90 top experts
- over 1,500 illustrations — including floor plans, diagrams, schematics, and tables of technical data

Publisher's Price: \$79.00

TIME-SAVER STANDARDS FOR RESIDENTIAL DEVELOPMENT

Edited by Joseph DeChiara

- information on all aspects of residential planning and development
- comprehensive design criteria for all types of residences
- essential data for developing preliminary designs and proposals
- over 1,300 illustrations — including floor plans, scale drawings, tables, and specifications

Publisher's Price: \$82.50

584555-5



Our Response to the Notion that Porcelain Tile is Difficult to Maintain



**On the contrary,
it's a piece of cake...
if it's Crossville porcelain.**

We dedicate the sentiment behind this lovely triple-layer lemon cake to the skeptics who persist in believing that our elegant porcelain's beauty, durability and availability are its only virtues.

Let us enlighten you.

Crossville porcelain never exceeds a .1% level of absorption—far stricter standards than the industry demands. That means our tile is naturally stain resistant; we don't depend on a quick-fix finish to do the job.

Coffee, ketchup, mustard, even vegetable oil—simple wet mopping with a neutral liquid cleaner will dissolve these and most other tough stains...just what you'd expect from a true low-maintenance porcelain.

So the next time someone moans about the prospect of cleaning porcelain, you'll know what to tell them.


And where to send them. Where else?




CROSSVILLE CERAMICS
Out-front in Porcelain Tile Technology

P.O. Box 1168, Crossville, TN 38557 (615) 484-2110, Telex 53-3097


Circle 52 on inquiry card




Handicap faucet handle
 A single-control mixing faucet with temperature adjustment is offered as part of Kroin's *Sanitary Fittings* system designed by Arne Jacobsen. The special handle and valves need only a minor movement to operate flow, turning from hottest to coldest temperature within 120 degrees. The angled spout directs water flow into the center of the basin. Kroin is incorporated, Cambridge, Mass. Circle 342 on reader service card



Plastic laminates
 Tibor Kalman designed this Color Selector to provide the specifier with samples of all *Formica* laminates in the *Color + Color* specification series. The colors have the brightest shades on top, with light to dark colors arranged below. *Formica* Corp., Piscataway, N. J. Circle 344 on reader service card



Dimmer-control wallplate
 A new trim design offered for Lutron's *Skylark* dimmer-control device is said to enhance its appearance by concealing all mounting screws. Matching the control, the wallplate comes in white, ivory, gray, brown, and black. Lutron Electronics Co., Inc., Coopersburg, Pa. Circle 345 on reader service card
 Continued on page 145



Insulating concrete block
 Developed and tested in Canada, *Sparfil* cellular block is made with polystyrene beads replacing coarse aggregate in concrete mix, and is now offered in a number of sizes and shapes manufactured in Florida and Pennsylvania. The blocks are stacked top and bottom to facilitate even stacking. Dry-laid without mortar, the blocks are then coated on both sides with fiberglass-reinforced face bonding cement. The construction is said to have over 100% the flexural strength of conventional block and mortar, resulting in a fully finished, fire-resistant, and waterproof wall with an R value of 24 (with optional, rigid EPS board insulation). Sparfil International, Cobourg, Ont. Circle 343 on reader service card

Mother Nature Set The Standards...

DRY-BLOCK® Exceeded Them

Mother Nature pours an average of 405 inches of rain on Hilo, Hawaii—the rainiest city in the U.S. But that still isn't enough to satisfy the makers of DRY-BLOCK®—the original water-repellant system.


All DRY-BLOCK® producers are required to batter a test wall of their own with 600 inches of water a day for 28 days. The equivalent of 41 years of Hilo weather.

The result? Our DRY-BLOCK® test walls are as water-tight today as the day they were set-up.

Don't settle for less. Specify DRY-BLOCK®. Ask for complete test results, specifications, producers and applications in your area.

7221 Parkland Court • Milwaukee, WI 53223 • 414/354-4400

WHY DOES THIS SHOPPING CENTER LOOK GREAT?



Because the designer used a combination of wood, block, and a painted, bold profile metal roof system from MBCI.

When you specify an MBCI roof system, we want you to be satisfied. We will work with your design team to insure the proper product selection for your design.

For a copy of the MBCI design manual, call or write the nearest MBCI plant. Metal is our only business and we want you satisfied.




METAL BUILDING COMPONENTS, INC.

Houston 713/445-8555
Lubbock 806/747-4291
Oklahoma City 405/672-7676
San Antonio 512/661-2409
Dallas 214/988-3300
Atlanta 404/948-7568
Tampa 813/752-3474
Richmond 804/526-3375




Exterior luminaire

The uniform density of the *Glow Top's* acrylic dome produces a soft, even illumination of the fixture at night. Ninety percent of the lumens are directed downward, however, in low-glare optical patterns for narrow, wide, or perimeter siting. Single and twin luminaires are proportioned for mounting heights of 8 to 20 ft. Gardco, San Leandro, Calif.
 Circle 346 on reader service card




Roofing accessory

Reformed specialty accessories, part of the *Duro-Last* thermoplastic polymer, single-ply membrane roofing system, now include a drip edge and connecting clip, as well as an inside corner (not shown). Said to further reduce installation time, the pvc edge comes with a factory-welded skirt that lifts for flashing, and is then laid back to allow for field heat-seaming to deck membrane. Newly designed clips snap over the membrane to cover all joints.
 Duro-Last Roofing, Inc., Farmington, Mich.
 Circle 347 on reader service card



Exterior insulation system
 Used for several years in Europe in multi-unit residential construction, *Sto C-System* modified cementitious ground and finish coats are applied in the same manner as current synthetic-based *Sto* products.

Supplied in economical bag form for on-site mixing with water, *C-System* provides a rilled, rigid surface without the need for expansion joints. The finish coat is offered in 8 colors. STO Industries, Inc., Atlanta.
 Circle 348 on reader service card



Halogen table lamp

Piero Castiglioni's grapefruit-sized *Sillaba* lamp diffuses the light from a 12v bulb through a white glass shade. Base is cast-aluminum painted gray or black. FontanaArte, Milan, Italy.
 Circle 349 on reader service card
 Continued on page 147

DIMENSIONAL STONE

Marble • Travertine

Granite • Limestone

Slate • Sandstone

Onyx • Quartzite

SOURCE INFORMATION

TECHNICAL ASSISTANCE

SPECIFICATIONS

JOB INSPECTION SERVICE

Publishers of "Dimensional Stone—Volume III," the industry design and specification manual.

MARBLE INSTITUTE OF AMERICA, Inc.
 33505 State St., Farmington, MI 48024
 (313) 476-5558

JUST A FEW SIGNS OF OUR BUILDING SUCCESS WITH DENS-GLASS® GYPSUM SHEATHING

A Lot Of Big Names Have Discovered The Big Benefits Of Dens-Glass.

The problems of wind, weather and dampness have become virtually obsolete with Dens-Glass® gypsum sheathing from Georgia-Pacific. This revolutionary gypsum sheathing stands up to job-site weather stresses and hazards like no other product on the market.

When exposed to weather, ordinary paper-faced gypsum sheathing can delaminate, sag and warp, resulting in expensive replacement costs. Dens-Glass, however, is manufactured with unique fiberglass mats on the front and back of a water-resistant core. This design makes it the only gypsum sheathing panel durable enough to offer a six-month limited warranty** against the weather's damaging effects. And since Dens-Glass contains no paper, it provides unmatched fire resistance as well.

Because of its unique properties, Dens-Glass has become the sheathing of choice for a large number of

commercial architects and contractors. On building projects for big names such as Macy's, IBM, Lechmer Holiday Inns, and Embassy Suites, the dimensional stability and resiliency of Dens-Glass has been perfect for a variety of exterior applications.

Discover what a lot of astute architects and builders already know: Dens-Glass is the absolute best at making the problems associated with exterior sheathing obsolete. It's a sure sign of your concern for superior, innovative building design—and that makes you look good, as a superior, innovative building designer.

For complete Dens-glass exposure test results product information, warranty, samples and a brochure outlining Dens-Glass application details on a variety of recent projects, call 1-800-225-6119. In Georgia, call 1-404-521-5716. Or write: Georgia-Pacific, Dept. AR-DGP, P.O. Box 2808, Norcross, Georgia 30091.

* ASTM E119 Fire Test of Building Construction and Materials; ASTM E48 Surface Burning Characteristics of Building Materials.
MORE POWER TO YOU! is a trademark, and Dens-Glass is a registered trademark, of Georgia-Pacific Corporation.
© 1988 Georgia-Pacific Corporation. All rights reserved.
** See limited commercial warranty, available from Georgia-Pacific, for its terms, conditions and limitations.

Circle 57 on inquiry Card to Speak with a Sales Representative



The long-term effects of weather on conventional gypsum sheathing, left; and on Dens-Glass, right.

Dens-Glass Gypsum Sheathing

DESCRIPTION:

Water-resistant gypsum core, fiberglass mats front and back.

SIZES:

1/2" and 5/8" thick; 4' x 8', 4' x 9', 4' x 10'.

APPLICATIONS:

Sheathing, soffits, exterior ceilings. Ideal substrate for exterior insulation finish systems and other exterior finishes.

INSTALLATION:

Can be applied horizontally or vertically.

FIRE RESISTANCE:

Independent tests produced zero flame spread; zero smoke developed.


WARRANTY:

6 month limited commercial warranty**

Circle 56 on inquiry Card for Literature

Georgia-Pacific
MORE POWER
To you!





Fire-resistant boards


Widely used in Europe as a fire-resistant cladding for structural steel, ducts and cable trays, and for walls, ceilings, and partitions, Promat fiber-cement rigid boards are cut-to-fit on-site, and attached with fasteners. Isolatek International Corp., Netcong, N. J.
 Circle 350 on reader service card



Nonreflecting glass

A coated float glass, *Amiran* is said to virtually eliminate glare, improve UV absorption, and reduce the lighting level needed to overcome the reflection of

standard shopfronts. The photo above compares the reflectivity of *Amiran* glazing on the left to ordinary window glass. Schott America, Yonkers, N. Y.
 Circle 352 on reader service card



Suspended lighting

The Ambient Decorative Accent Lighting system is made of straight, arced, and connector units that can be combined in a variety of shapes, joined by a hairline seam. Each module can take fluorescent, MR-16, glitter light, or neon light sources. Lightolier, Secaucus, N. J.
 Circle 353 on reader service card



Plot server

An add-on for both Ioline and other plotters, the *PlotServrPlus* floppy disk file server lets the plotter/printer operate independently; the user can work on the host computer without interfering with the plotting or printing process. The device, priced at \$895, can read any ASCII file stored on either a single- or double-sided 360 Kb or 1.44 Mb IMB-PC format diskette. It can be attached to plotter as shown, or used as a stand-alone top unit. Ioline Corp., Land, Wash.
 Circle 351 on reader service card

High Traffic Floor

- Very quiet to walk on
- Slip resistant
- 15 colors including designer colors
- Several surface design styles
- Does not require waxing
- Cigarette burn resistant
- Synthetic rubber formulation
- 10-Year Wear Warranty

For more information contact
 Nora Flooring Systems, Inc.

#1 in the World

7 Ballard Way
 Lawrence, MA 01843
 (617) 689-0530

© 1988 Nora Flooring

Circle 58 on inquiry card

a Freudenberg Company



IN AN ERA OF NARROWING DESIGN PARAMETERS, THERE IS STILL ONE CONCRETE OPPORTUNITY.

There are those who would translate stricter codes and greater restrictions into less design freedom.

But not you. And not Andersen.

Because with tighter parameters comes not only the challenge to

design with new and different materials, but the challenge to design with existing materials in new and different ways.

Consider, for example, masonry and Andersen Perma-Shield® windows.

The trim lines and clean, uncluttered appearance that are unique to Perma-Shield windows make organizing your facade and patterns easy. While making the link between interior and exterior space as noticeable or as unnoticeable as you desire.

Allowing you to make burnished concrete beautiful, pre-cast concrete preemptive. But then, the most concrete reason to specify Andersen® windows has always been beauty.

Call 1-800-635-7500 for the name of your local Andersen commercial representative.

Or write Andersen Commercial Group,
P.O. Box 12, Bayport, MN 55003.

Circle 59 on inquiry card

ANDERSEN
COMMERCIAL
GROUP



AMERICA'S FIRST CHOICE IN MOBILE FILING AND STORAGE SYSTEMS.



S P A C E S A V E R

Double filing/storage capacity—or handle client needs in half the space.

Spacesaver systems can give you room for more offices, terraces, atriums—whatever.

And give your clients more efficiency, accuracy, security... with fewer steps and faster file retrieval.

From archives to active filing, the ideal choice.

You can customize systems to store virtually any type of material, and for the full range of business needs: massive records retention, central filing areas—or compact modules, handy for each department.

Exclusive Nationwide Local Area-Contractor Network.

And only Spacesaver brings you a coast-to-coast Area Contractor network.

Local installation.

Local service.

Two more reasons why we're America's first choice in Mobile storage systems. And why you can specify Spacesaver with confidence.

Spacesaver 

The Spacesaver Group, 1450 Janesville Ave., Ft. Atkinson, WI 53538
1-800-492-3434. In Wisconsin, call 414-563-5546

For more information, circle these Inquiry Card numbers:

Free Spacesaver Design Library Subscription

Spacesaver Systems for...

Business Offices 61 Libraries 62



Law Firms 63 Museums 64

Health Care Facilities 65

Government Facilities 66

Floor Loading Solutions 67

K-Series steel joists carry the load, hold the price for Merry-Go-Round.



Owner: Merry-Go-Round Enterprises, Inc. Baltimore, MD

Design/Build Contractor: Kinsley Construction, Baltimore, MD

Merry-Go-Round Enterprises, a specialty apparel retailer, wanted an efficient, economical building for its new National distribution center north of Baltimore, Maryland. In addition, the large building, with 340,000 square feet of roof, had to meet some notable specifications: a roof-supported conveyor system, the flexibility of adding an air conditioning system...and fast construction.

So the design/build contractor, Robert A. Kinsley, Inc. turned to K-Series steel joist construction.

According to Project Estimator, Daren Sealover, "This type of construction provided less dead weight and more support weight per pound than other methods—key to meeting the needs of Merry-Go-Round. And steel joist construction also allowed us to proceed with the job immediately, without concern for weather, to meet the client's tight schedule."

Send the coupon for your copy of New Specifications, Load Table and Weight Tables and 50 year Digest.




NEW 60th ANNIVERSARY issue.
64 pages of facts and figures with new instructions for designating and specifying the new K-series joists. \$8.50 (\$9.50 outside U.S.).

No. of copies _____

50 years of steel joists.

220 pages of specs and load tables from 1928 to 1978 to help you determine load capacities in existing structures; plus time saving tips. \$34.00 (\$44.00 outside U.S.).

No. of copies _____



Total enclosed _____ (Remittance with order, please)



Managing Director
Steel Joist Institute
Chamber A
1205 48th Avenue North
Myrtle Beach, SC 29577

Name _____
Firm _____
Street _____
City _____
State _____ Zip _____

Circle 68 on inquiry card

Built to Endure the Elements



Insulated Wall / Membrane Roof Panel Systems

Armadillos are known for tough skins and a body that's built to withstand almost any natural element...features also typical of Aluma Shield products.

We offer a complete line of panels including our roof system...the only complete one-piece PVC membrane roof available today. Its ease of installation and superior weathertightness allow for considerable cost savings during construction, and maintenance-free protection year after year.

You Get More From Aluma Shield

By continually stressing product quality and improvement, Aluma Shield has become the leading supplier to the industrial and cold storage construction markets. We continue to lead the way by offering a 20-year KYNAR® † finish as our standard exterior paint coating. And to protect the panel finish during production, shipping and installation, we apply our special plastic ArmaFilm™ to both sides of all panels. No one else offers this special attention to quality.


If you're planning a new temperature controlled building or demand a high quality roof that you can install and forget, Aluma Shield has insulated panel systems to fit your budget and control energy costs.

Hercules® Doors

Our complete line of industrial and cold storage doors satisfy today's most demanding needs for energy efficiency and material handling. Specify Hercules when you need top quality, cost effective doors that deliver reliable performance under the most demanding conditions.

Contact Aluma Shield for more information on our complete line of building products. They're tough, durable and insulated to protect whatever is inside from harsh elements outside.

405 Fentress Blvd., • Daytona Beach, FL 32014 • 904/255-5391 • TELEX 808-631



Bill Knapp's Restaurant Distribution Facility

† KYNAR is a registered Trademark of Pennwalt Corporation



ALUMA
SHIELD
INDUSTRIES, INC.

Fitness Program

Telephone 617 492-4000
Telex 951650



There's only one way to get your kitchen, bath or lavatory into shape. With Kroin Sanitary Fittings. They're made from solid brass with a tough epoxy finish made to withstand the harshest workout. Distinguished by a wide selection of special features, all fitting are entirely compatible with American plumbing standards.

And with the world's most comprehensive system of over 20 wall-mounted accessories as well as the enormous flexibility offered by its wide range of color and placement options, this series is ideally

suited for use in hotels, health clubs, office buildings and other commercial locations.

Last but not least, their competitive pricing makes Kroin Sanitary Fittings the embodiment of the perfect fiscal fitness program.

Circle 6 on information card.



FINALLY! A FLUSH POKE-THRU

The Headless Poke-Thru is here.

If you're an architect or interior designer we just "made your day". We finally got rid of the electrical outlet "doghouse".

If you're a specifying engineer, you'll be happy to hear that Raceway has developed the first **Flush Poke-Thru** with full capacity... two services

in a single 3" hole; 15 or 20 amp, 125V duplex receptacle power. Plus two individual openings for low tension wiring for telephone, signal or data communications. **U.L. Classified and Listed.**

If you're a contractor, put this into your calculator. The Raceway **Flush Poke-Thru** comes factory pre-wired, terminating in a junction box which is **integral to the fitting.** (Perfect for renovation since it installs over

existing wires.) Just drill the hole... step on it... you're finished.

There are so many more exciting features. Color-coordinated choice of retainer ring... a sliding polycarbonate receptacle cover... but that's why we printed a brochure. It's all in there.

Send for it. Join the rush to get flush. Write or call Raceway Components, Inc., 263 Hillside Avenue, Nutley, N.J. 07110. 201-661-1116.




RACEWAY COMPONENTS, INC.

U.L. Classified and Listed

Pat. Pend

Mfg. I.B.E.W.

Circle 70 on inquiry card



NOW AVAILABLE WITH LOW TENSION DISCONNECT

The Raceway Flush Poke-Thru is becoming a family. Here's a new "baby" with a special low tension disconnect. Now you can instantly disconnect the data and communications links as easily as power. Abandoned settings remain energized for future activation. No "doghouses" present any insidious impediments to the movement of furniture and people. As desired, the device's 8 pin, plug-ended cord is also easily disconnected and reconnected from service.

A special AT&T® adapter accepts a standard plug and connects into the modular disconnect jack, permitting use of data as well as data/voice integration at the workstations.

The Raceway Low Tension Disconnect comes integrated into the Flush Poke-Thru for new installation. Or, it can be supplied for retrofit into existing Raceway Flush Poke-Thru's. For more about them by writing to Raceway Components, Inc., 263 Linden Avenue, Nutley, N.J. 07110. Tel: 973-661-1116.

is a registered trademark of AT&T Inc.



RACEWAY COMPONENTS, INC.

Circle 70 on inquiry card

Manufacturer sources

For your convenience in locating building materials and other products shown in this month's feature articles, RECORD has asked the architects to identify the products specified.

Pages 90-95

Dolben Library
Northfield-Mount Hermon School
Architectural Resources
Cambridge, architects

Pages 90-91 — Brick: Glen-Gery Corp. Roofing: Evergreen Slate Co. Weathervanes: custom by architect, fabricated by W. F. Norman. Windows and exterior doors: custom by architects, fabricated by Doane and Williams. Low-E glazing: Guardian Industries Corp. Site furniture: British American Marketing. Exterior lighting: Boom.

Page 93 — Reading tables and Windsor chairs: Lombard. Fluorescent lighting fixtures: Peerless. Carpeting: Bentley Mills. Upholstered chairs: Thonet; Barrit. Book stacks: Wilson. Wood and glass railings: custom by architects, fabricated by Baybutt Const. Co. Ceiling tile: Celotex Corp.

Pages 94-95 — Wall fixtures: Visa. Carpeting: Bentley Mills. Paints: Devoe & Reynolds Co. Recessed downlights: Edison-Price Inc. Ceiling tile: Armstrong World Industries.

Pages 118-121

12-in.-sq tile: International American Ceramics, Inc. 1-in.-sq tile: Mid-State Tile Co. 4-in.-sq tile: Summitville Tiles. Grout: American Olean Tile Co.

SPECIAL SERVICES



COMPLETE PREPARATION FOR THE REGISTRATION EXAMS

Architectural License Seminars (213) 208-7112
Box 64188 Los Angeles California 90064

Cost Estimating, Quantity Surveys, Computer Applications, Corp, DOD, GSA, VA. Construction Cost Systems, Chicago, (312) 858-5441; Tampa — (813) 887-5600.

FOR SALE

Church Chairs

For more information, call: 1-800-537-1530 In Ohio, 1-800-472-2722

SAUDER®

SEND YOUR AD COPY FAST VIA TELECOPIER

To enable you to get your classified advertising typewritten copy into this section at the last possible minute, we've installed a XEROX 295 TELECOPIER (which also receives copy from other makes) in our New York home office.

If you have a telecopier, just call the number below to see if your equipment is compatible. If you don't have a telecopier, call and we'll help you locate the nearest one. It could even be in your own firm or building.

NOTE: The Xerox 295 cannot accept photos or art, but as always, there is no charge for typesetting and layout service.

**CALL
McGRAW-HILL
(212)
512-6800**

EDUCATIONAL SERVICES

TALIESIN[®] SEMINARS

September 10, 1988 Seminar theme: **FRANK LLOYD WRIGHT'S VISIONS FOR MADISON.** One day program for professionals, artists and lay persons with optional second day tour program. Frank Lloyd Wright Foundation, Taliesin, Spring Green, WI 53588. Fee. Reservations and further information contact Susan Lockhart, 608-588-2511.

POSITIONS VACANT

Interior Architectural Designer — 8:30-5:00, M-F. Develop and draft architectural design for commercial office interior settings according to client needs and budget. Develop and draft documents showing floor plans, elevations, building sections and other construction details. Plan and draw air-conditioning, heating, ventilation, electrical systems and plumbing following building codes, zoning laws and fire regulations. Determine materials to be used. Choose and/or suggest interior furnishings. Review progress through entire construction phase and implement changes as needed. Delegate drafting tasks to draftsmen. Requirements: 5 yr. B.A. in Architecture; 1 yr. exp. in job offered or 2 yrs. 5 mos. exp. as General Architect and/or Architectural Draftsman (this exp. can be combination of the two listed but must include 15 mos. General Architect exp.); Must have evidence of 1 completed project design. \$22,363.00 per year. Send resumes to: Illinois Department of Employment Security, 401 S. State St.-3 South, Chicago, IL 60605, Attn: L. Donegan, Reference #9103-L. An Employer Paid Ad.

Architect/Project Manager. William Lam Associates, an international lighting consulting practice with work focusing on the integration of natural and artificial lighting with architecture, urban design and building systems, seeks associate level architect with minimum 3 years project management experience, writing ability and excellent graphic skills; M. Arch. and registration preferred. Will train individual with strong commitment to career in architectural/urban design lighting. Some travel required. Please send statement of interest and resume to: William Lam Associates, 101 Foster Street, Cambridge, MA 02138.

Full time and permanent position of Architectural Software Designer is available with a software development firm, which focuses on the needs of architectural, civil engineering and construction clients. This is for the design and development of 2D/3D PC-CAD software packages, as well as follow-up software maintenance. Requires a M.S. in Architecture with major field of study being Computer-Aided Design. As an alternative, two degrees (B.S. or M.S.) are acceptable, one in computer science and one in architecture. Forty hours per week, working from 8:00 a.m. to 5:00 p.m. Salary is \$29,500 per year. Send resume to 7310 Woodward, Room 415, Detroit, MI 48202. Refer to #19088.

Architectural Draftspersons / Designers / Spec Writers — growing Eastern Pennsylvania firm seeking applicants with variety of skills and interests. Send resume and salary history to: The Architectural Studio, 30 South Sitgreaves Street, Easton, PA 18042.

POSITIONS WANTED

Architect with integrated design & technical background seeks design position. Nine years experience. Houses to highrises. Registered IN. NCARB pending. For resume write to PW-5165, Architectural Record.

POSITIONS VACANT

Architects — \$25,000-85,000 Group One Search Executive Architectural Recruiters. Key positions nationwide at all levels with Regional & National firms. Experience in research/development, health care, commercial, criminal justice, educational, institutional, industrial and multi-family projects. Confidential. No Fee. Include salary requirements. 4917 Ehrlich Road, Suite 103, Tampa, FL 33624, (813) 969-0544.

Architect / Designer, Partner candidate, minimum 10 years experience in architectural office for key position in progressive firm. Fast growing area. Challenging work. Resume to Goldman & Associates, 314 E. Liberty Street, Brooksville, FL 34601.

Michael Latas & Associates, Executive Search and Professional Recruiting Consultants, Specialists in the architectural and engineering fields. Operating nationally. Inquiries held in the strictest of confidence. 1311 Lindbergh Plaza Center, St. Louis, Missouri 63132; (314) 993-6500.

Planner IV/III — Urban Designer. The Montgomery County Planning Department is seeking a talented architect / urban designer / planner to work in its Silver Spring office with other planning staff on the development of master plans and with developers and public agencies in the planning and implementations of all facets of the built environment. Requires a Master's degree in Urban Design, Architecture, Landscape Architecture or Planning, plus several years of experience sufficient to demonstrate talent and competency in the application of the principles and practices of urban design. In exceptional cases, experience may be substituted for the Master's degree. Position may be filled at either the III or IV level; level and salary offer will be based on talent, education, and experience. This is a career position, offering an excellent opportunity to help shape the future form of Montgomery County, within the National Capital Region. Please forward resume, any available samples (non-returnable) of your best work and salary history, postmarked by July 18, to: Maryland-National Capital Park and Planning Commission, ERDO 6609 Riggs Road, Hyattsville, Maryland 20782. Attention: Urban Design Recruiter. Grade 18 — Salary range: Minimum \$32,093, Mid \$40,317, Maximum \$48,541; Grade 19 — Salary range: Minimum \$35,300, Mid \$44,349, Maximum \$53,398.* Salaries are subject to a 3% increase, effective June 26.

Architect Director of Operations. Manager position with growing 35 person A/E firm active in offices, hotel, retail, and industrial markets. Send letter stating goals and philosophy with resume and references to: Richard J. Cureton, AIA, One Executive Campus, Suite 201, Cherry Hill, NJ 08002, Attn: James F. McGillin, AIA. Equal Opportunity Employer.

Drafter/Detailer. Established custom contract furniture manufacturer needs excellent visualizer; draws, sketches well, respects deadlines, enjoys detailing, making decisions, CAD-capable, knows cabinetmaking. Three years similar experience preferred. Competitive salary, benefits. Good schools, living environment. Wall/Goldfinger, Inc., Northfield VT 05663, (802) 485-6261.

BUSINESS OPPORTUNITIES

Acquisition of Central Florida Architectural Office. Established in health care, educational, institutional and governmental work, with city, county, state and federal government. Respond to: BO-4644, Architectural Record.

Architect — (Lic/Inc/AIA) Wanted for 22 flr. hi-rise combo joint venture. NJ gold coast. Prime prop., Hoboken. Participation basis only, no initial cash fees. P.O. Box 2742, Church St. Station, NY 10007.

FACULTY POSITIONS VACANT

Princeton University — Dean of the School of Architecture — Princeton University is seeking a Dean of the School of Architecture to take appointments July 1, 1989. Scholarly and/or professional qualifications for appointment to the tenured faculty in the School of Architecture are required. The School of Architecture offers an undergraduate Bachelor of Arts and Graduate Degree Programs leading to the Master of Architecture and the Doctor of Philosophy. Applicants should send a letter of application and a curriculum vitae to Paul Benacerraf, Provost, 3 Nassau Hall, Princeton University, Princeton New Jersey 08544. Princeton University is an Equal Employment / Affirmative Action Employer.

Architecture: School of Architecture and Interior Design at University of Cincinnati two tenure-track positions: one Associate Professor and one Assistant Professor beginning September 1, 1988. Candidates interested in the Assistant Professorship on a Visiting basis for 1988- will be considered. Position will be involved developing and directing the newly-established Center for Study of the Practice of Architecture and related teaching and research responsibilities. Qualifications: Associate Professor position candidates must have Master's Degree (preferably doctorate), thorough knowledge of architectural practice, substantial record of research and scholarship; Assistant Professor position must have Master's Degree, substantial knowledge of architectural practice and qualifications for research. One of positions will assume administrative responsibilities of the Center. Send resumes, examples of research scholarship, professional work, and names of three referees by July 31, 1988 to: Gordon Simmons, Acting Director, School of Architecture and Interior Design, DAAP College, University of Cincinnati, Cincinnati, OH 45221-0016. Additional information on the Center upon request. AA/ Women and Minority candidates encouraged.

TO ANSWER BOX NUMBER ADS

*Address separate envelope
(smaller than 11" x 5")
for each reply to:*

*Box Number (As indicated)
Classified Advertising Code
Architectural Record
Post Office Box 900
NY 10108*

Stay Competitive in the 80's.

Subscribe now to ARCHITECTURAL RECORD and save!

ARCHITECTURAL RECORD is your best information center for finding what's new and innovative in architecture.

Enter your subscription to ARCHITECTURAL RECORD and you can add your own personal reference library that will grow more useful and valuable every month.

Order your subscription with handy order card. Mail it today!

SAVE UP TO \$39

YES. Please send me ARCHITECTURAL RECORD for the period indicated.

Please check the terms you wish:

- 12 months (14 issues) \$39
- 24 months (28 issues) \$59 **A better buy with \$19 savings!**
- 36 months (42 issues) \$78 **Your best buy with \$39 savings!**

Please answer all questions:

Name _____ Title _____

Company _____ Type of firm _____

Mailing address _____

City/State _____ Zip _____

This is a:

- Business or Home Address
- New or Renewal subscription Payment enclosed Bill me
- American Express VISA MasterCard... Interbank # _____

Account # _____ Date card expires _____

Signature _____

Allow 4-12 weeks for shipment of first issue. Rates good only in U.S., Possessions, and Canada.

ARCHITECTURAL RECORD

P.O. Box 2023, Mahopac, N.Y. 10541

Please check appropriate boxes:

Architect Registered in state(s) of _____

- Engineer
- Owner/principal
- Designer
- Interior Designer
- Draftsman
- Corp. Officer

Student/School

Signature _____

38711D

SAVE UP TO \$39

YES. Please send me ARCHITECTURAL RECORD for the period indicated.

Please check the terms you wish:

- 12 months (14 issues) \$39
- 24 months (28 issues) \$59 **A better buy with \$19 savings!**
- 36 months (42 issues) \$78 **Your best buy with \$39 savings!**

Please answer all questions:

Name _____ Title _____

Company _____ Type of firm _____

Mailing address _____

City/State _____ Zip _____

This is a:

- Business or Home Address
- New or Renewal subscription Payment enclosed Bill me
- American Express VISA MasterCard... Interbank # _____

Account # _____ Date card expires _____

Signature _____

Allow 4-12 weeks for shipment of first issue. Rates good only in U.S., Possessions, and Canada.

ARCHITECTURAL RECORD

P.O. Box 2023, Mahopac, N.Y. 10541

Please check appropriate boxes:

Architect Registered in state(s) of _____

- Engineer
- Owner/principal
- Designer
- Interior Designer
- Draftsman
- Corp. Officer

Student/School

Signature _____

38712D

SAVE UP TO \$39

YES. Please send me ARCHITECTURAL RECORD for the period indicated.

Please check the terms you wish:

- 12 months (14 issues) \$39
- 24 months (28 issues) \$59 **A better buy with \$19 savings!**
- 36 months (42 issues) \$78 **Your best buy with \$39 savings!**

Please answer all questions:

Name _____ Title _____

Company _____ Type of firm _____

Mailing address _____

City/State _____ Zip _____

This is a:

- Business or Home Address
- New or Renewal subscription Payment enclosed Bill me
- American Express VISA MasterCard... Interbank # _____

Account # _____ Date card expires _____

Signature _____

Allow 4-12 weeks for shipment of first issue. Rates good only in U.S., Possessions, and Canada.

ARCHITECTURAL RECORD

P.O. Box 2023, Mahopac, N.Y. 10541

Please check appropriate boxes:

Architect Registered in state(s) of _____

- Engineer
- Owner/principal
- Designer
- Interior Designer
- Draftsman
- Corp. Officer

Student/School

Signature _____



BUSINESS REPLY MAIL

FIRST CLASS PERMIT NO. 226 NEW YORK, NY


Postage will be paid by

ARCHITECTURAL RECORD

Subscription Department
P. O. Box 2023
Mahopac, New York 10541



No Postage
Necessary
If Mailed
in the
United States



Please detach card along perforation.



BUSINESS REPLY MAIL

FIRST CLASS PERMIT NO. 226 NEW YORK, NY


Postage will be paid by

ARCHITECTURAL RECORD

Subscription Department
P. O. Box 2023
Mahopac, New York 10541



No Postage
Necessary
If Mailed
in the
United States



Please detach card along perforation.



BUSINESS REPLY MAIL

FIRST CLASS PERMIT NO. 226 NEW YORK, NY


Postage will be paid by

ARCHITECTURAL RECORD

Subscription Department
P. O. Box 2023
Mahopac, New York 10541



No Postage
Necessary
If Mailed
in the
United States



Please detach card along perforation.

**MAIL
YOUR
SUBSCRIPTION
ORDER
CARD
TODAY
AND
SAVE!**

FROM THE HOUSE THAT RUTH BUILT TO THE HOUSE THAT JACK BUILT

Incandescent, HID and Fluorescent. Cooper Lighting is the single source that offers a virtually limitless choice of lighting products. The choice for Yankee Stadium, the choice for millions of homes, and the choice for your next project.

Halo, Metalux, Crouse-Hinds, Lumark, McGraw-Edison and Sure-Lites are all part of Cooper Lighting. We are an unparalleled resource for manufacturing, engineering, marketing, design and research. Seven regional showrooms provide an opportunity to experience first-hand the effects of lighting.

Brilliance from a single light source. Cooper Lighting, 400 Busse Road, Elk Grove Village, IL 60007.

COOPER LIGHTING
THE SINGLE LIGHT SOURCE



Circle 71 on inquiry card

Why you should specify Accuride slides

For residential furniture


A full line of specialty hardware for buffets, armoires, bedroom suites, home entertainment centers and office furniture.

For kitchens and baths

Ultra-smooth slides for butcher blocks, two-way drawers, kitchen drawers, pull-out pantries, oversized pan drawers and adjustable shelves. 32mm systems available.

For fine office furniture

Slides are available for desk pedestals and lateral files in wood, metal and systems office furniture. Flipper Door™ slides for overheads. Heavy duty lateral file slides for drawers up to 60" wide.



Circle 72 on inquiry card

For national distribution Accuride has a network of distributors in all major U.S. and Canadian markets. Well stocked and ready to serve your needs.

For Quality Assurance


Custom Features can be designed in to meet special requirements. Free design services by Application Engineers are also available.

See our catalog pages in Sweets.

Call our Customer Assistance Hotline now for all the facts.

Accuride
12311 Shoemaker Ave.
Santa Fe Springs, CA 90670
(213) 944-0921

Accuride



The greatest apartment salesman of our time

To most of us, William Shakespeare is the quintessential playwright.

But when the Ballard Realty Company of Montgomery, Alabama, needed tenants for a new apartment complex, Mr. Shakespeare proved to be a top-notch salesman as well. With every signed lease, Ballard Realty offered a free membership to the Alabama Shakespeare Festival. Soon, over 80% of the company's units were leased before construction was even completed.

Nationwide, small and medium-sized businesses, like Ballard Realty, are discovering what blue-chippers have known for years: that the arts can help create a positive public image, increase a company's visibility and improve sales.

For information on how your company can benefit through a partnership with the arts, contact the Business Committee for the Arts, Inc., 1775 Broadway, Suite 510, New York, New York 10019, or call (212) 664-0600.

It may just be the factor that decides whether this year's sales goals are to be or not to be.




BUSINESS COMMITTEE FOR THE ARTS, INC.
This advertisement prepared as a public service by Ogilvy & Mather.

DU PONT SALUTES THE WINNERS OF THE 1988 ANTRON® DESIGN AWARD COMPETITION



PHOTOS: RICHARD HACKETT

GRAND PRIZE. Design Team: Phyllis Martin-Vegue, Lamberto Moris and Cindy Kupka of Simon Martin-Vegue Winkelstein Moris, San Francisco. Client Site: Packard Foundation. Carpet Mill: Patrick. Styles: Tradition, Heritage. Contract Dealer: Conklin Brothers.



OUTSTANDING ACHIEVEMENT, PUBLIC SPACES CATEGORY. Design Team: Jane Garland Lucas, Janice Fanya Lewbin, and Edwin J. Steel of JGL Interiors in association with Stahl Associates, Boston. Client Site: Boyd Corporation's Advantage Showroom. Carpet Mill: Harbinger. Styles: Confetti, Classic Square, Fifth Avenue.



OUTSTANDING ACHIEVEMENT, HEALTH CARE CATEGORY. Design Team: Raymond F. Stainback, Jack Plaxco, and Paula Stafford-Cloutier of Thompson, Ventulett, Stainback and Associates, Inc., Atlanta. Client Site: Ronald McDonald House at Emory University. Carpet Mill: Designweave. Style: Marquis. Contract Dealer: Carnes Brothers.


In recognition of their outstanding achievement in interior design utilizing carpet made of DuPont Antron® nylon, we congratulate this year's talented winners.




Circle 73 on inquiry card

ADD A WHOLE NEW PERSPECTIVE TO YOUR PROJECTS !

Le Corbusier/TDI



Versailles - Les Manèges
Espaces & Stratégie



KPMG/KAPPERS Bldg

EXPLORE

THE LEADING EUROPEAN
TURNKEY 3D ANIMATION
SOFTWARE

EXPLORE enables you to create designs and see how they will really look in a specific context with match quality images. Materials, texture, lighting, impeccably defined contours all combine to produce strikingly realistic renderings. Besides, EXPLORE's easy user/system dialogue allows you to work naturally. It's totally mouse and menu driven, giving you full visual control at all times.

EXPLORE is available for the SiliconGraphics™ range, including the new 4D/70, or as a dedicated animation workstation from Rainbow Images. It can be interfaced with various visual supports: analog and digital screens, 35mm film, high definition hard copy for printing...as well as with STAR™, ARC+™, MEDUSA™, CADD5™, CATIA™ and other CAD programs.


Because your ideas have exceptional depth, you need a complete computer graphics system. Discover EXPLORE and a whole new perspective to your projects !

Distributor
U.S.A-CANADA
RAINBOW IMAGES INC. SAN JOSE, CA Tel: (408) 971 7600 FAX: (408) 971 2707

Other countries: please contact Denis Schlumberger, TDI Systèmes/Paris, France

TDI
SYSTÈMES
22 RUE HEGESIPPE - MOREAU
75018 PARIS FRANCE
TELEPHONE (33) 1/43 87 58 58
FAX (33) 1/43 87 61 11
TELEX TCSF 204 780 ADIG
Circle 74 on inquiry card

92 reasons why this lockset is premium.



Components of solid brass, steel and space-age materials are combined to create the most durable lockset in our history. U.L. listed and backed by a 10-year limited warranty,* Kwikset's Premium Entrance Lockset is specifically designed to withstand the punishment of high-traffic doors. Its 6-pin solid brass cylinder can be removed for re-keying without removing the lockset from the door, and to provide extra security, the exterior knob spins free when locked. To learn all the reasons why this lockset deserves the name "Premium," contact Kwikset, 4250, Anaheim, CA 92803-4250. The sum of its parts is something to behold.


*Premium Price List for details of warranty. Kwikset Corporation

Circle 75 on inquiry card

EMHART
kwikset

Sherwin-Williams introduces the cream of the crop.

Wouldn't a trimming of Creme make that elegant Peach color specification even richer? And isn't an Irish Cream soffit the perfect topping for a Peach Sorbet wall?



Ask Sherwin-Williams. About our new ColorAnswers system. And get tomorrow's color answers to today's design questions.

From Veronese Peach to Fresco Cream, ColorAnswers is over 800 of today's freshest colors. Tinted neutrals. Clear pastels. Refined deeptones. The colors today's architects and designers are specifying.

ColorAnswers is more than just the newest colors from the leader in the paint industry. It's a compact, convenient, and easy-to-use system.

Just select your color from the fan deck. Note the color's name and number. Find the color on the tab dividers in the color case. Then just pull


With our new ColorAnswers™ system.

out the swatch—a large, easy-to-work-with, 3⁵/₈" x 4¹/₄" sample that works for everything from pencil concepts to final elevations and paint color specifications.

Call now for more information on Sherwin-Williams ColorAnswers. 1-800-321-8194. (In Ohio, 1-800-362-0903.)



Ask Sherwin-Williams for ColorAnswers



Before your specs are down in black and white, let us show you coatings of a different color.

When you need a high performance glazing but you also want an exclusive hue to set your project apart, specify an Interpane coating.

Each of our unique multi-function coatings, for example, provides an attractive color and low-emissivity characteristics in a single, single-surface coating. The process is based on our advanced European technology. We call these products IPASOL.

You'll call them amazingly flexible. IPASOL PLUS coating can help retain heat or heated inside air while promoting

the desired solar control. The net result is a very favorable Energy Balance.

Interpane's total line of proven coatings offers you high or low light transmission and reflectance, superior shading, neutral appearance, the finest in Low-E glass, and a rainbow of colors — from a readily available rich blue to a 24K gold.

To reflect your unique sense of architecture, specify an Interpane coating. For more information contact us at 201 Interpane Lane, Deerfield, WI 53531. Or phone 608 764-5461. You'll receive a colorful response.



Glass that works.



**If you want to see
America's economy revitalized,
do something about it.**

Support America's colleges. Because college is more than a place where young people are preparing for their future. It's where *America* is preparing for *its* future.

If our country's going to get smarter, stronger—and more competitive—our colleges and universities simply must become a national priority.

It's an investment we all share in. Government. Private citizens. And the business community. After all, the future of American business depends on it.

So help revitalize America's economy with a corporate gift to the college of your choice—and you'll know your company has done its part.



Give to the college of your choice.



A Public Service of This Publication

COUNCIL FOR AID TO EDUCATION **CFAE**

SOME OF NEW YORK'S TOUGHEST CRITICS GAVE US THEIR APPROVAL.



We think it's very impressive that our new Formacore® curtain wall panel is so extraordinarily flat. Extremely easy to fabricate. And very lightweight (only one pound per square foot).

But to get anywhere in New York City, you have to pass one of the nation's toughest fire codes.

We did.

Formacore® is a 6mm thick, all-metal composite panel. So unlike the

others, there's no plastic core. Instead, you'll find a unique composite that features a corrugated aluminum core laminated to an aluminum face and liner.

That means one thing: superior fire resistance. So superior in fact, that even the City of New York approved Formacore® panels for use under building codes where non-combustible cladding is required (MEA-96-87-M).

Now we're ready for the tough-

est critic of all. You. Call or circle the number below for our free brochure. Or write on your letterhead for an actual sample.

Building Products Division (NA),
400 Holiday Drive, Pittsburgh, PA
15220, (412) 928-7500.



Robertson®

Circle 78 on inquiry card

PermaColor™

BY AMOCO

The PermaColor warranty covers fading.




The PermaColor warranty does not exclude acids,

bleaches,



medications,
tile cleaners,



and plant fertilizers.




For Commercial and Residential Carpet
It's **Marquésa® Lana**... *Marquésa Lana/St* with Scotchg


The 5 year stain and fade limited warranty for both commercial and residential carpet...

By adhering to Amoco's stain removal guide procedures, even the
hardest to clean stains such as

hot coffee,



wine,



oils,



salad dressing



can be removed.

NO OTHER IN THE INDUSTRY HAS A WARRANTY THAT EVEN COMES CLOSE

For more information about PermaColor

Call

1-800-292-6626

Amoco Fabrics and Fibers Company makes fibers and yarn, not finished carpet.

PermaColor and Marquesa Lana/ST are the registered trademarks for olefin yarn produced by Amoco Fabrics and Fibers Company.

© 1988

FY-A-7-5-88




Amoco Fabrics and Fibers Company
Fibers & Yarn Division
900 Circle 75 Pkwy., Suite 550
Atlanta, Georgia 30339
(404) 956-9025

Circle 79 on inquiry card

Solve all your wood problems with Malaysian hardwoods.

Malaysian hardwoods have earned a worldwide reputation for their versatility, quality and durability. Over 100 commercial species offer a tremendous range in physical, mechanical and working properties. Whatever your needs, Malaysian hardwoods have the fitting solution. Here's how:



Versatility

Used in varied applications – as structural building components to flooring, panelling, superior joinery and furniture. Malaysian hardwoods like the popular Merantis, Keruing, Kempas, Kapur and Merbau have found ready markets in Europe, Australia, Taiwan, Japan, USA and West Asia... and new woods like the Rubberwood, Kembang Semangkok (Samrong), Mengkulang, Sepetir, Nyatoh and Balau are already making successful inroads into world export.

Attractiveness

Beautiful. Warm. Rich. With a wide range of colour, texture, density.

Durability

Resilient too. Specially kiln-dried and treated for long life reliability and low maintenance.

Quality Control

Guided by the Malaysian Grading Rules, stringent checks and tests ensure maximum defect-free wood.

Reliability

Malaysian exporters are capable of prompt and reliable service backed by skilled and experienced manufacturers.

The experienced back-up of MTIB

The Malaysian Timber Industry Board (MTIB) provides advisory services on marketing, utilization, quality control and shipping. We furnish overseas clients with essential and specialized information on timber-based industries in Malaysia and we also co-ordinate the activities of more than 1,000 organizations involved in the manufacture and export of timber products in Malaysia.

Whatever your needs, contact us.
We can help you select the right wood for your specific requirement.



THE MALAYSIAN TIMBER INDUSTRY BOARD
(Ministry of Primary Industries)
5th Floor, Bangunan Sateras, • Jalan Ampang • P.O. Box 10887
50728 Kuala Lumpur • Malaysia • Tel: 03-2486233 (12 lines)
Telex: 5630 • Cable: MASA YU KL

Circle 80 on inquiry card

Grate Designs for Great Designers

Every designer and planner knows a quality tree grate must be more than a thing of beauty. It must also be defect-free to handle weather and wear. Versatile to accommodate an endless variety of proposed design configurations. And changes! Expandable when required, to allow trees to grow after installation. Our quality tree grates are all these things... and more! Write for the full story and FREE tree grate catalog.

NEENAH 
FOUNDRY COMPANY

Box 729, Neenah, WI 54957
If you can't wait, call! 414/725-7000
Quality castings produced entirely in the U.S.A.

Circle 81 on inquiry card

LINCART® GRILLES HANG STRAIGHT, EVEN IF THE FLOOR SLOPES.



Unique bottom bar links compensate for uneven floors so it always hangs straight. In standard aluminum, galvanized or stainless steel. Fits openings to 33' wide. (614) 294-4451. 1191 Fields Ave., Columbus, OH 43216. Get the Facts!

DOOR
WAYS TO **KINNE**
THE DIVISION OF HARSCO CORP.
FUTURE

Circle 82 on inquiry card

LET YOUR IMAGINATION SOAR...

PITTSBURGH CORNING
PC GLASSBLOCK®
PRODUCTS

You can transcend right angles ... or *any* angles ... when you design with PC GlassBlock®.

Serpentine. Undulating. Cylindrical. These are the forms that tempt you ... call you ... when your imagination is freed from the limitations of more conventional building products.


Harness the beauty—and function—of natural light. Or create glowing surfaces with artificial illumination. Design walls that seemingly float ... unconfined rooms that offer openness with privacy. The patterns, sizes and shapes of PC GlassBlock® invite the unique and daring.

But aesthetic freedom and drama are not its sole advantages. PC GlassBlock® products do so much more. They insulate ... reducing solar heat gain and noise. Lower interior light requirements. And keep out dirt, dust and drafts.

American-made PC GlassBlock® products have been providing imaginations with boundless design possibilities for over 50 years.

For information, call our PC GlassBlock® Hotline at 800-992-5769.

Or write Pittsburgh Corning Corporation, Marketing Department AGB-8, 800 Presque Isle Drive, Pittsburgh, PA 15239. In Canada, 106-6 Lansing Square, Willowdale, Ontario M2J 1T5, Tel.: (416) 222-8084.



LIBERTY CENTER
Troy, MI
Architect: Rossetti Associates
VUE® and ESSEX® AA Patterns



HINES INDUSTRIAL BUILDING
Westborough, MA
Architect: Drummey Rosanne Anderson, Inc.
SOLAR REFLECTIVE Glass Block, VUE® Pattern



SCHOOR DEPALMA
ENGINEERING OFFICES
Manalapan, NJ
Architect: Wayne Lerman Architect
DECORA® Pattern





SHAKERTOWN SIDING: CHOICE #5 BUTT LINE: Even or Staggered

Building materials which architects use are chosen carefully to express their creative intentions. That's why Shakertown provides a butt line option with our panels to enhance the architectural emphasis planned in the design.

With a choice between our even butt panels which provide a contemporary horizontal emphasis or our staggered butt panels with a more rustic shadow line, you can make your projects look the way you intended. And always with a premium, custom finish.

SHAKERTOWN SIDING

1200 Kerron St., Winlock, WA 98596

1-800-426-8970

In Washington (206) 785-3501

Grinnell and Ludlow Corporate Headquarters;

Architect: Bruce R. Hamilton, AIA, Seppala & Aho Construction Co.,
Photographer: Dennis Waters.

Circle 84 on inquiry card

How many ways to use cedar shingles? How many trees in a forest?



Architect: Bahrt & Associates

The possibilities are as infinite as your own imagination. Because the enduring beauty of red cedar shakes and shingles adds striking warmth to any design you create.

To learn why red cedar shingles and shakes are such an excellent architectural solution, send for your free copy of our Architect's Cedar Library. It offers everything you need to know about cedar shake and shingles.




These labels on the bundles of Red Cedar shingles and shakes are your guarantee of Bureau-graded quality. Insist on them.

Red Cedar Shingle & Handsplit Shake Bureau

The recognized authority.

Suite 275, 515-116th Ave. NE, Bellevue, WA 98004

Circle 86 on inquiry card



The Space-Saving Alternating Tread Stair.

- Ergonomically designed alternative to vertical ladders, ship's ladders, steep conventional stairs, spirals.
- Unique alternating tread design provides more useable tread depth than ladders or steep conventional stairs requiring the same amount of floor space.
- Proven in thousands of applications worldwide.
- Available in 56° and 68° steel, 68° aluminum, and 56° wood.

Call toll free for more information, or to order. We need only one accurate dimension: lower to upper floor height, to give you price and free dimensional drawings.

1-800-535-7631

LAPEYRE STAIR®

In Louisiana, call collect
(504) 733-6009.
FAX (504) 733-4393.

P.O. Box 50699, New Orleans, LA 70150

Circle 85 on inquiry card

this publication is available in microform



Please send me additional information.

University Microfilms International

300 North Zeeb Road
Dept. P.R.
Ann Arbor, MI 48106
U.S.A.

18 Bedford Row
Dept. P.R.
London, WC1R 4EJ
England

Name _____
Institution _____
Street _____
City _____
State _____ Zip _____



ALPOLIC

**The Lightweight, Rigid, Bendable
Composite Material.**

ALPOLIC combines beauty with superior flatness and easy workability. Used for exterior sheathing, display panels, sign boards, and other applications, it resists weather and corrosion. Used for interior applications such as displays, it will enhance the beauty of your designs.

ALPOLIC is available in silver, light bronze, dark bronze, gold and black anodized and painted in a range of colors.

A-LOOK EX

**The Lightweight, Flexible, Unbreakable
Mirror For Exterior Use And Where
Humidity Is High.**

Indoors and Outdoors, A-LOOK EX supplies the distinctive beauty of a mirror. You can bend it, cut it and hang it. It's ideal for store fronts, eaves, entrance canopies and signs as well as for any variety of indoor applications including spas, bathrooms and other areas subject to humidity. The fluoride resin surface of A-LOOK EX provides outstanding weatherability and resistance to humidity.

BISHI KASEI AMERICA INC. (MKA)

Corporate Court, South Plainfield, NJ 07080
201-757-6900/800-422-7270/FAX: 201-757-6690

Circle 87 on inquiry card



Advertising index

Bold face—page number
Italics—Reader Service number

For detailed data, prefilled catalogs of the manufacturers listed below are available in your 1988 Sweet's Catalog File as follows:

(G) General Building & Renovation
(E) Engineering & Retrofit
(I) Industrial Construction & Renovation
(L) Homebuilding & Remodeling
(D) Contract Interiors

A
Accuride, 158; 72 [D]
Adams, Rite Mfg. Co., 173; 89 [G]
(213) 699-0511
Alliance Wall Corp., 38; 26 [G]
(404) 447-5043
Aluma Shield Industries, 152; 69 [G]
American Glass Light Co., Inc., 32Ea; 22
(212) 213-1200
American Standard Co., 5; 3 [G]
Amoco Fabrics and Fibers Co., 166-167; 79 [E]
Andersen Corp., 148-149; 59
Architect's Book Club, 139-141
Armstrong World Industries, Inc., Cov. II-1; 1, 2-3; 2 [G-E-D]
(800) 233-3823
Artec Div. of Kimball International, 8; 5
(800) 482-1616

C
CARADCO, a Kusan, Inc. Co., 64; 36 [G]
(217) 893-4444
Carlisle Syntec Systems, Div. of Carlisle Corp., 31; 20 [G-E-I]
(800) 233-0551
Chemstar, 32Wa; 23
Chicago Metallic Corp., 32; 21 [G-I-D]
Cooper Lighting, 157; 71
Corbin Div., Emhart Hardware Group, 56-57; 35 [G]
(203) 225-7411
Crossville Ceramics, 142; 52 [G-D]
(615) 484-2110
Cultural Foundation, 174; 90
Cupples Products, Div. of H.H. Robertson, 66; 37 [G]
(314) 781-6729

D
Delta HDF, 54; 34
Dover Elevator Systems, Inc., 58-59; [G-I]
(609) 393-2110
Dryvit Systems, Inc., 10-11; 7 [G-I]
(800) 556-7752
DuPont Co.-Corian, 20-21; 13 [G-D]
(800) 345-8601
DuPont Co.-Textile Fibers, 28-29; 18, 159; 73 [G-D]
(800) 448-9835

E
ECI Building Components, Inc., 75; 42 [G]

F
Follansbee Steel Corp., 138; 51 [G]
(800) 624-6906
Forrer Chemical Co., 143; 53 [G]
(800) 558-7066
Fry Reglet Corp., 68; 38 [G]
(818) 289-4744

G
General Electric-C&I Lamps 44-45; 29 [G-E-I-D]
(216) 266-3900
Georgia Pacific Corp., 146; 56, 57 [G-I-L-D]
(800) 225-6119

H
Haws Drinking Faucet Co., 12-13; 8 [G-E-I]
(415) 525-5801

I
Innovative Marble and Tile, Inc., 71; 39 [G-D]
(516) 752-0318
Interpane Coatings, 163; 77 [G-E]
(609) 764-5461
ISICAD, Inc., 34; 24
(714) 821-2600

K
Kawneer Co., Inc., 14-15; 9 [G]
Kinnear, Div. of HARSCO Corp., 168; 82 [G-I]
(614) 294-4451
Kroin, Inc., 153; 6 [G]
(617) 492-4000
Kwikset Locksets, 161; 75

L
Lapeyre Stair, Inc., 170; 85 [G-I]
(800) 535-7631
Laticrete International, Inc., 131; 47 [G]
(800) 243-4788
Lutron Electronics Co., Inc., Cov. III; 91 [G-E-D]
(800) 523-9466

M
Malaysian Timber Industry Board, 168; 80
Manville Corp.-Roofing System Div., 78; 44 [G-E-I]
(303) 978-4900
Marble Institute of America, 145; 55 (313) 476-5558
Marvin Windows 18-19; 12 [G]
(800) 346-5128
MBCI, 144; 54 [G]
Mitsubishi Kasei America Inc., (MKA) 171; 87
(800) 422-7270
Montgomery Elevator, 132; 48 [G]

N
Neenah Foundry Co., 168; 81 [G-E]
(414) 725-4848
Nora Flooring, 147; 58 [G-D]
(812) 273-1852
Northwest, 70
(800) 447-4747
Nucor Corp., 42-43; 28 [G]

O
Owens-Corning Fiberglas, 17; 11 [G-E-I-L]
(800) 537-3476

P
Pella Rolscreen Co., 26-27; 17 [G-L-D]
(512) 628-1000
Pittsburgh Corning Corp., 169; 83 [G-E-I]
(412) 327-6100

R
Raceway Components, Inc., 154-155; 70
(201) 661-1116
Red Cedar Shingle & Handsplit Shake Bureau, 170; 86
Robertson Bldg. Products Group, H.H. Robertson Co., 165; 78 [G-E-I]
(412) 928-7508
Russwin Div., Emhart Hardware Group, 6; 4 [G]

S
Sargent & Co., 134; 49 [G]
(203) 562-2151
Sarnafil Inc., 22-23; 14 [G-I]
Shakertown Corp., 170; 84 [G-L]
(800) 426-8970
Sherwin Williams Wholesale, 162; 76 [G-E-I]
(800) 321-8194
Sloan Valve Co.-Plumbing Div., Cov. IV; 92 [G-E-I]
Spacesaver Corp., 150; 60 to 67 [G-I]
(414) 563-6362
Steel Joist Institute, 151; 68
Steelcase Inc., 129-130; 46
(800) 447-4700
Summitville Tiles, Inc., 40; 27 [G]

T
TDI Systems, 160; 74
3M Fire Protection Products, 16; 10

U
United States Aluminum Corp., 25; 16 [G]
USG Interiors, Inc., 48; 31, 50; 32, 46-47; 30, 52; 33 [G-E-L-D]
USG Industries, Inc.-Exterior Durock, 128; 45
USG Industries, Inc.-Interior Durock, 24; 15
United Technologies, 76-77; 43 [G]

V
Versatec, a Xerox Company, 36; 2
(800) 538-6477

W
Weather Shield Mfg., Inc., 72-73; (715) 748-2100
Willamette Building Products, 30
(503) 928-3341
Wilsonart, 74; 41
(800) 433-3222
Worthington Group Ltd., 173; 88
(404) 872-1608

X
Xerox, 136; 50 [G-E-I-D]
(800) 448-3400

Sales offices

Main Office

McGraw-Hill, Inc.
1221 Avenue of the Americas
New York, New York 10020

Director of Business and
Production
Joseph R. Wunk (212) 512-2798

Publisher
Ted Meredith (212) 512-4685

Director of Marketing
Camille Padula (212) 512-2858

Associate Publisher
Roscoe C. Smith III (212) 512-2841

Classified Advertising
(212) 512-2556

District Offices

Atlanta
4170 Ashford-Dunwoody Road
Atlanta, Georgia 30319
Gregory Bowerman (404) 252-0626

Los Angeles
Media Sales Associates
23232 Peralta Drive
Laguna Hills, Calif. 92653
William W. Hague (714) 859-4448

Boston
607 Boylston St.
Boston, Massachusetts 02116
Louis F. Kutscher (203) 968-7113

New York
1221 Avenue of the Americas
New York, New York 10020
*Theodore C. Rzempoluch
(212) 512-3803*

Chicago
645 N. Michigan Ave.
Chicago, Illinois 60611
*Anthony Arnone, (312) 751-3765
Cheryl L. Shores, (312) 751-3705*

Philadelphia
1234 Market St.
Philadelphia, Pennsylvania 19107
Frank Rose (215) 496-4966

Cleveland
55 Public Square
Cleveland, Ohio 44113
George Gortz (216) 781-7000

Pittsburgh
6 Gateway Center, Suite 215
Pittsburgh, Pennsylvania 15222
George Gortz (412) 227-3640

Denver
400 S. Alton Ct. Suite 111
Englewood, Colorado 80112
John J. Hernan (303) 740-4630

San Francisco
Media Sales Associates
William W. Hague (415) 345-0522

Detroit
3000 Town Center, Suite 770
Southfield, Michigan 48075
*Thomas J. Shaw
(313) 352-9760*

Stamford
777 Long Ridge Road
Stamford, Connecticut 06902
*Louis F. Kutscher, (203) 968-7113
Frank Rose, (203) 968-7112*

Houston
100 W. Tidwell, Suite 500
Houston, Texas 77040
Clckwood Seegar (713) 462-0757

Washington, D.C. 20006
(202) 463-1725

Cost Information Systems
McGraw-Hill Information
Systems Co.
Percival E. Pereira
P.O. Box 28
Princeton, N.J. 08540
Toll Free 800/527-5295
N.J. (609) 426-7300

Overseas Offices

Frankfurt/Main
KigstraBe 19
Frankfurt/Main, Germany

Tokyo
2-5, 3-chrome
Kasumigaseki, Chiyoda-ku
Tokyo, Japan

London
West St.
London S14ES, England


Rome
Baracchini No. 1
Rome, Italy

South America
Empresa Internacional de
Comunicacoes Ltda.
Rua da Consolacao, 222
Conjunto 103
01302 Sao Paulo, S.P. Brasil


Paris
Faubourg St-Honoré
Paris, France

WORTHINGTON

COLUMNS • MANTELS • TABLE BASES



Crafted in Pine




Catalog \$2.00

WORTHINGTON GROUP, LTD.
P.O. Box 53101 • Atlanta, GA 30355
404-872-1608

Circle 88 on inquiry card


After your grand entrance, how about a beautiful exit?



You put a lot of effort into designing beautiful entrances. So why overlook the exits? They can be beautiful, too, with our new fire-rated exit devices. Adams Rite now offers a complete package of UL-rated and non-rated life safety exit hardware and trim for wood, metal and glass doors.

Each bar is either anodized or metal-clad in a wide choice of popular finishes: brass, stainless and bronze. Whether you choose Rim, Mortise, Surface Vertical Rod, Concealed Vertical Rod or all four, you can count on us for fast delivery and competitive prices.

Write or call for complete information and specifications.

ADAMS RITE MANUFACTURING CO. 

ADAMS RITE MANUFACTURING CO.
4040 SO. CAPITOL AVENUE, INDUSTRY, CA 91749
213/699-0511, FAX: 213 699 5094

Circle 89 on inquiry card

ARTS INTERNATIONAL PARK DESIGN COMPETITION LA



The Cultural Foundation is inviting applications for its multi-project design competition for ARTS PARK LA. The Arts Park is composed of five facilities on a 26-acre lake in the heart of the San Fernando Valley within a 165-acre mixed use recreation development. □ The competition will feature concurrent "mini-competitions" for (1) a 2,500 seat theater (2) a 20,000 sq. ft. multi-cultural media/film center for children (3) a 25,000 sq. ft. fine arts gallery and artist workshops (4) a 2,500 seat open air performance glen and (5) a 45,000 sq. ft. natural history museum. Each "mini-competition" will require team collaboration of architects, landscape architects, and artists with a master-plan redefinition phase following. Competing teams for each facility will be selected through submissions of qualifications and demonstrated potential for outstanding collaborative design. Honorariums will be awarded to teams selected to compete.

For a submission packet, send written request with a non-refundable fee of \$50.00 to: Donald Stastny, Professional Advisor, ARTS PARK LA, The Cultural Foundation, 21800 Oxnard Street, Suite 350, Woodland Hills, CA 91367

Use your STAC number!

XXXXXXXXXX5-DIGIT 69699
 6400 009876543-2 FEB90 S07
 TERRY DOE, TD & ASSOCIATES
 128 MAIN STREET
 ANYTOWN IL 69699

Need product information *fast*? Your Architectural Record *Subscriber Telephone Access Card* number can help *speed* information to you about any product or service (advertised or new products/manufacturers literature items) described in this issue.

Architectural Record's exclusive STAC number system enables you to call and key your "more information" requests directly into our computer via touch-tone telephone. Your personal STAC number is conveniently listed above your name on the mailing address label for each issue. **IMPORTANT:** Your STAC number starts *after* the first four numbers and is separated from them by a space. If your STAC number starts with one or more zeros, ignore them, as well as the hyphen. (For example, the STAC number on the above label is 98765432.)

Soon after your call, advertisers can access your requests by phone from our computer, and start speeding information to you. So when you need information fast, free help is as close as your STAC number. And STAC service is available to you 24 hours a day, seven days a week.

BEFORE YOU DIAL:

1. Write your STAC number in the boxes in Step 4 below. Do not add leading zeros.
2. Write the Reader Service numbers for those items about which you want more information in the boxes in Step 6. Do not add leading zeros.

CALL STAC:

3. Using a standard touch-tone telephone, call 413/ 442-2668, and follow the computer-generated instructions.

ENTER YOUR STAC NUMBER AND ISSUE NUMBER:

4. When the recording says, "Enter your subscriber number..." enter your STAC number by pushing the numbers and symbols (# or *) on your telephone keypad. Ignore blank boxes. Enter:

□ □ □ □ □ □ □ □ □ # #

5. When the recording says, "Enter magazine code and issue code..." enter these numbers and symbols:

2 5 # 7 8 # #

ENTER YOUR INQUIRIES:

6. When the recording says, "Enter (next) inquiry number..." enter the first Inquiry Selection

Number, including symbols from your list below. Ignore blank boxes. Wait for the prompt before entering each subsequent number (maximum 17 numbers).

1.	□	□	□	□	#	#
2.	□	□	□	□	#	#
3.	□	□	□	□	#	#
4.	□	□	□	□	#	#
5.	□	□	□	□	#	#
6.	□	□	□	□	#	#
7.	□	□	□	□	#	#
8.	□	□	□	□	#	#
9.	□	□	□	□	#	#
10.	□	□	□	□	#	#
11.	□	□	□	□	#	#
12.	□	□	□	□	#	#
13.	□	□	□	□	#	#
14.	□	□	□	□	#	#
15.	□	□	□	□	#	#
16.	□	□	□	□	#	#
17.	□	□	□	□	#	#

END STAC SESSION:


7. When you have entered all Inquiry Selection Numbers the recording prompts, "Enter next inquiry number." End call by entering:

* * 9 1 # #

If you are a subscriber and need assistance, call 212/512-3442. If you are not a subscriber, fill out the subscription card in this issue, or call Architectural Record Subscription Services at 914/628-0821.

CIRCLE THE NUMBER...

Circle the key number on the card corresponding to the number under each advertisement. Write in number for new product item or manufacturer's literature item for which you want more information.



USE YOUR LABEL.

Instead of lettering or typing your name and address information on this card, you may affix the address label from the wrapper in which this magazine was mailed. It's an easy peel-off label designed just for that purpose.




MAIL TODAY!

Just place a stamp on the card and mail it today.

USE YOUR STAC NUMBER.

Follow the instructions on the ad on the facing left hand page.



CHECK SWEET'S

Check Advertiser's Index for phone number and Sweet's Catalog File number.

ARCHITECTURAL RECORD

Reader Service Cards

ADVERTISED PRODUCTS

1	13	25	37	49	61	73	85	99	113	127	141	155	169	183	197	211	225
2	14	26	38	50	62	74	86	100	114	128	142	156	170	184	198	212	226
3	15	27	39	51	63	75	88	102	116	130	144	158	172	186	200	214	228
4	16	28	40	52	64	76	90	104	118	132	146	160	174	188	202	216	230
5	17	29	41	53	65	77	91	105	119	133	147	161	175	189	203	217	231
6	18	30	42	54	66	78	92	106	120	134	148	162	176	190	204	218	232
7	19	31	43	55	67	79	93	107	121	135	149	163	177	191	205	219	233
8	20	32	44	56	68	80	94	108	122	136	150	164	178	192	206	220	234
9	21	33	45	57	69	81	95	109	123	137	151	165	179	193	207	221	235
10	22	34	46	58	70	82	96	110	124	138	152	166	180	194	208	222	236
11	23	35	47	59	71	83	97	111	125	139	153	167	181	195	209	223	237
12	24	36	48	60	72	84	98	112	126	140	154	168	182	196	210	224	238

NEW PRODUCTS/MANUFACTURERS LITERATURE ITEMS

300	307	314	321	328	335	342	349	400	407	414	421	428	435	442	449
301	308	315	322	329	336	343	350	401	408	415	422	429	436	443	450
302	309	316	323	330	337	344	351	402	409	416	423	430	437	444	451
303	310	317	324	331	338	345	352	403	410	417	424	431	438	445	452
304	311	318	325	332	339	346	353	404	411	418	425	432	439	446	453
305	312	319	326	333	340	347	354	405	412	419	426	433	440	447	454
306	313	320	327	334	341	348	355	406	413	420	427	434	441	448	455

CHECK ONE: Mr. Mrs. Miss Ms.

FIRST INITIAL: [] LAST NAME: []

COMPANY: []

BUSINESS ADDRESS: []

CITY: [] STATE: [] ZIP: []

COUNTRY (if other than U.S.): [] TITLE: [] AREA CODE: [] NUMBER: []

Architectural Record Reader Service Card
July 1988 Issue No. 25#78##

Please check profession and type of business

- I. Profession (check one)**
- Registered Architect A
 - Engineer B
 - Architectural Intern C
 - Interior Designer D
 - Designer E
 - Draftsman F
 - Other G
- (please specify)

- II. Type of business (check one)**
- Architectural or Architectural/Engineering H
 - Consulting Engineering J
 - Contracting K
 - Commercial/Industrial/Institutional L
 - Government M
 - Other N
- (please specify)

- III. Information needed for:**
- New Building P
 - Remodeling Q
 - Both R

IV. Send me information regarding a subscription to ARCHITECTURAL RECORD 999

Please Contact Me By Phone

PLACE STAMP HERE

Architectural Record

Reader Service Management Department
P.O. Box 323
Dalton, MA 01227-0323

ADVERTISED PRODUCTS

1	13	25	37	49	61	73	85	99	113	127	141	155	169	183	197	211	225
2	14	26	38	50	62	74	87	101	115	129	143	157	171	185	199	213	227
3	15	27	39	51	63	75	88	102	116	130	144	158	172	186	200	214	228
4	16	28	40	52	64	76	90	104	118	132	146	160	174	188	202	216	230
5	17	29	41	53	65	77	91	105	119	133	147	161	175	189	203	217	231
6	18	30	42	54	66	78	92	106	120	134	148	162	176	190	204	218	232
7	19	31	43	55	67	79	93	107	121	135	149	163	177	191	205	219	233
8	20	32	44	56	68	80	94	108	122	136	150	164	178	192	206	220	234
9	21	33	45	57	69	81	95	109	123	137	151	165	179	193	207	221	235
10	22	34	46	58	70	82	96	110	124	138	152	166	180	194	208	222	236
11	23	35	47	59	71	83	97	111	125	139	153	167	181	195	209	223	237
12	24	36	48	60	72	84	98	112	126	140	154	168	182	196	210	224	238

NEW PRODUCTS/MANUFACTURERS LITERATURE ITEMS

300	307	314	321	328	335	342	349	400	407	414	421	428	435	442	449
301	308	315	322	329	336	343	350	401	408	415	422	429	436	443	450
302	309	316	323	330	337	344	351	402	409	416	423	430	437	444	451
303	310	317	324	331	338	345	352	403	410	417	424	431	438	445	452
304	311	318	325	332	339	346	353	404	411	418	425	432	439	446	453
305	312	319	326	333	340	347	354	405	412	419	426	433	440	447	454
306	313	320	327	334	341	348	355	406	413	420	427	434	441	448	455

CHECK ONE: Mr. Mrs. Miss Ms.

FIRST INITIAL: [] LAST NAME: []

COMPANY: []

BUSINESS ADDRESS: []

CITY: [] STATE: [] ZIP: []

COUNTRY (if other than U.S.): [] TITLE: [] AREA CODE: [] NUMBER: []

Architectural Record Reader Service Card
July 1988 Issue No. 25#78##

Please check profession and type of business

- I. Profession (check one)**
- Registered Architect A
 - Engineer B
 - Architectural Intern C
 - Interior Designer D
 - Designer E
 - Draftsman F
 - Other G
- (please specify)

- II. Type of business (check one)**
- Architectural or Architectural/Engineering H
 - Consulting Engineering J
 - Contracting K
 - Commercial/Industrial/Institutional L
 - Government M
 - Other N
- (please specify)

- III. Information needed for:**
- New Building P
 - Remodeling Q
 - Both R

IV. Send me information regarding a subscription to ARCHITECTURAL RECORD 999

Please Contact Me By Phone

PLACE
STAMP
HERE

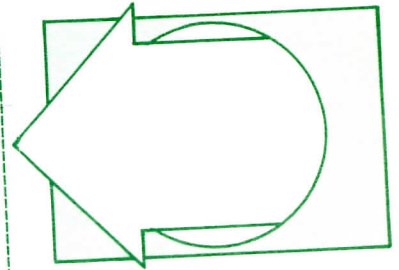
Architectural Record
Reader Service Management Department
P.O. Box 323
Dalton, MA 01227-0323

ARCHITECTURAL RECORD


Reader Service Cards

XXXXXXXXXX5-DIGIT 69699
6400 0Q9876543-2 FEB90 S07
TERRY DOE, TD & ASSOCIATES
128 MAIN STREET
ANYTOWN IL 69699

USE YOUR STAC NUMBER...
Follow the instructions on the ad on the previous left hand page.



CIRCLE THE NUMBER...
Circle the key number on the card corresponding to the number under each advertisement. Write in number for new product item or manufacturer's literature item for which you want more information.



USE YOUR LABEL.
Instead of lettering or typing your name and address information on this card, you may affix the address label from the wrapper in which this magazine was mailed. It's an easy peel-off label designed just for that purpose.

ADVERTISED PRODUCTS											
1	13	25	37	49	61	73	85	99	113	127	141
2	14	26	38	50	62	74	88	102	116	130	144
3	15	27	39	51	63	75	89	103	117	131	145
4	16	28	40	52	64	76	90	104	118	132	146
5	17	29	41	53	65	77	91	105	119	133	147
6	18	30	42	54	66	78	92	106	120	134	148
7	19	31	43	55	67	79	93	107	121	135	149
8	20	32	44	56	68	80	94	108	122	136	150
9	21	33	45	57	69	81	95	109	123	137	151
10	22	34	46	58	70	82	96	110	124	138	152
11	23	35	47	59	71	83	97	111	125	139	153
12	24	36	48	60	72	84	98	112	126	140	154

NEW PRODUCTS/MANUFACTURERS LITERATURE ITEMS											
300	307	314	321	328	335	342	349	400	407	414	421
301	308	315	322	329	336	343	350	401	408	415	422
302	309	316	323	330	337	344	351	402	409	416	423
303	310	317	324	331	338	345	352	403	410	417	424
304	311	318	325	332	339	346	353	404	411	418	425
305	312	319	326	333	340	347	354	405	412	419	426
306	313	320	327	334	341	348	355	406	413	420	427

CHECK ONE: Mr. Mrs. Miss Ms.

FIRST INITIAL: _____ LAST NAME: _____

COMPANY: _____

BUSINESS ADDRESS: _____

CITY: _____ STATE: _____ ZIP: _____

COUNTRY (if other than U.S.): _____ TITLE: _____ AREA CODE: _____ NUMBER: _____

Architectural Record Reader Service Card
July 1988 Issue No. 25#78##

Please check profession and type of business

I. Profession (check one)

Registered Architect A

Engineer B

Architectural Intern. C

Interior Designer D

Designer E

Draftsman F

Other G

(please specify)

II. Type of business (check one)

Architectural or Architectural/Engineering H

Consulting Engineering J

Contracting K

Commercial/Industrial/Institutional L

Government M

Other N

(please specify)

III. Information needed for:

New Building P

Remodeling Q

Both R

IV. Send me information regarding a subscription to ARCHITECTURAL RECORD 999

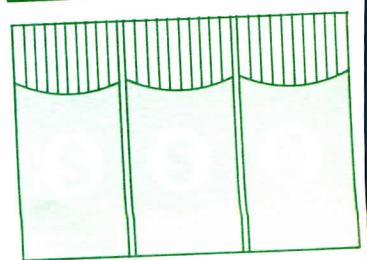
Please Contact Me By Phone

PLACE
STAMP
HERE

Architectural Record
Reader Service Management Department
P.O. Box 323
Dalton, MA 01227-0323



MAIL TODAY!
Just place a stamp on the card and mail it today.

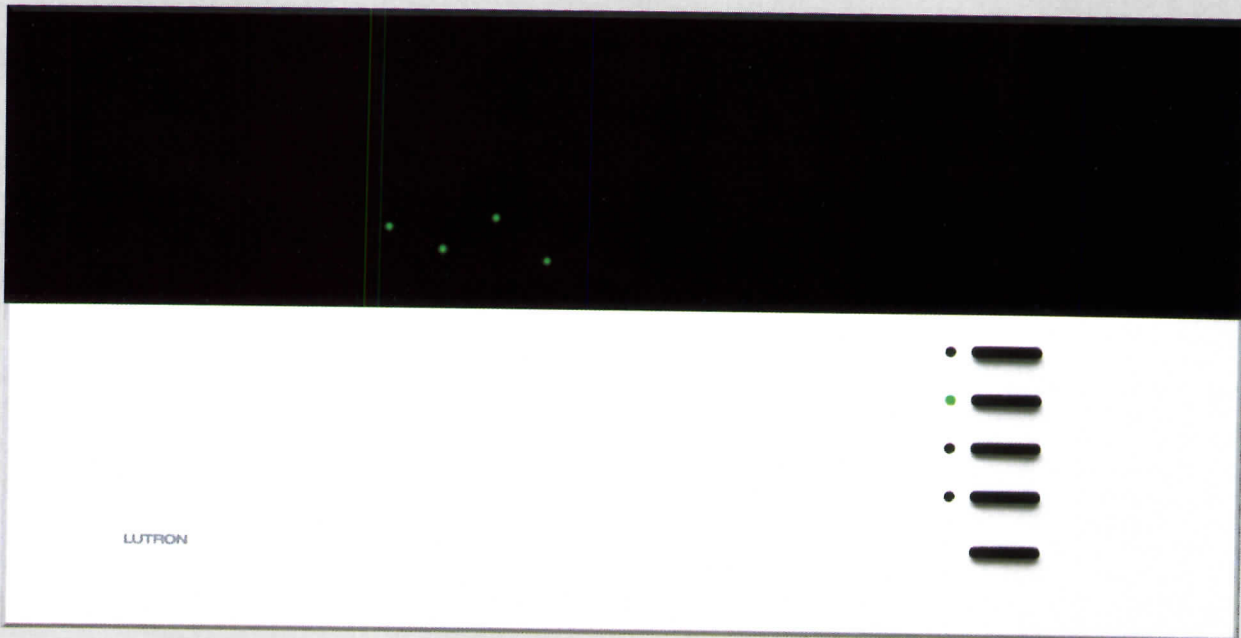



CHECK SWEET'S
Check Advertiser's Index for phone number and Sweet's Catalog File number

Introducing

GRAFIK Eye™ 

4-Scene, 4-Zone
Preset Dimming Control



GRAFIK Eye Control—Preset dimming with a sleek, thin profile design 

Create 4 Distinct Lighting Scenes... Recall Each by Touching a Button


The GRAFIK Eye Preset Dimming Control offers:

- coordinated lighting control in one sleek, thin profile unit.
- control of 4 independent lighting zones (circuits) which create 4 distinct lighting scenes.
- the ability to transform the lighting of any space with the simple touch of a button.

The GRAFIK Eye Control can:

- provide proper lighting levels for multiple functions.
- emphasize unique features that have been designed for the space.
- create different moods or ambiance.

The GRAFIK Eye unit controls up to **2000 watts*** of incandescent, incandescent low voltage, and fluorescent lighting.



GRAFIK Eye Control with white opaque cover
Dimensions: .295" thin x 8⁷/₈" x 4¹/₂"

Thin
profile



Auxiliary Scene Activator
provides remote touch-button
control from 1 or 2 additional
locations. Dimensions:
.295" thin x 2³/₄" x 4¹/₂"



Wireless Remote Control
Accessory for GRAFIK Eye
Control. Dimensions:
.93" thin x 1.5" x 5.7"

For more information on the GRAFIK Eye Preset Dimming Control, call Lutron's Hotline toll-free:

(800) 523-9466 (U.S.A.)
(800) 222-4509 (Pennsylvania)

LUTRON®

Lutron Electronics Co., Inc.
205 Suter Road
Coopersburg, PA 18036 U.S.A.

* For applications requiring more than 2000W/VA total load, consult the Lutron Hotline.

This product is covered by one or more of the following U.S. patents: 3,619,716; 3,731,142; 3,735,020; 3,746,923; 3,824,428; 3,919,592; 3,927,345; 4,207,497; 4,207,498; 4,575,660; DES 249,141; DES 253,342; DES 253,532; and corresponding foreign patents. U.S. and foreign patents pending. Lutron is a registered trademark. GRAFIK Eye is a trademark of Lutron Electronics Co., Inc. Copyright © 1987 Lutron Electronics Co., Inc.

**I knew
I should have
specified Sloan
the first time.**



He thought he was finished with this job. But the non-Sloan flush valves he originally specified didn't work right. They kept pulling loose at the stop and wouldn't stay in adjustment. They leaked at the handle, at the main seal, and they were impossible to regulate.

It's true he saved the building owner a few dollars on the substitute valves. But that really doesn't mean much now. All of the valves have to be replaced, and he's right back where he started. With one important exception, of course.

This time he specified Sloan flushometers, what he should have done in the first place. Unlike substitute valves, Sloan flushometers are built to last. And last.

In fact, today an increasing number of buildings equipped with substitute products are being refitted with Sloan flushometers. Because Sloan's rugged, tamper-proof flush valve design assures quiet,

dependable operation. Consistently. And with only minimal, routine maintenance, Sloan flushometers provide efficient service for years—an important consideration.

Because unless a flush valve says "Sloan," there's no telling how much time or money it will take to get the job done right. So why take a gamble on look-alike products? Put the odds in your favor, and specify Sloan. The first time.



SLOAN VALVE COMPANY

10500 Seymour Avenue, Franklin Park, IL 60131

A Tradition of Quality and Pride

Circle 92 on inquiry card