

# ARCHITECTURAL RECORD



Copyright 1951 by F. W. DODGE CORPORATION, with all rights reserved • Publishing Director, Magazine Division, H. Judd Payne • Business Manager, Robert F. Marshall • EDITORS: Executive Editor, Joseph B. Mason; Managing Editor, Emerson Goble; Senior Associate Editor, Frank G. Lopez, A.I.A.; Associate Editor, Florence

A. von Wyck; Associate Editor (Engineering), Robert E. Fischer; Western Editor, Elisabeth Kendall Thompson; Assistant Editor, Herbert L. Smith, Jr., A.I.A.; Assistant Editor (News), Jeanne M. Davern; Contributing Editors, Ernest Mickel (Washington), Frederic A. Pawley, John Caulfield Smith, M.R.A.I.C. (Canada); Editorial Assistants, Dorothy C. Jackson, Jeanne G. Whitbeck • DESIGN: Consultant, M. Peter Piening; Director, Frances Torbert; Drafting, Sigman-Ward • CONSULTANTS: Industry Relations Consultant, Thomas S. Holden; Statistical Consultant, Clyde Shute; Field Research Consultant, Clifford Dunnells, Jr.; Public Relations Consultant, Samuel C. Pace.

Architectural Record (combined with American Architect and Architecture) is published monthly by F. W. Dodge Corporation, 10 Ferry St., Concord, N. H., with Editorial and Executive Offices at 119 West 40th Street, New York, N. Y. Western Editorial Office, 2813 Channing Way, Berkeley, Calif. Chairman of the Board, James McV. Breed; Vice-Chairman of the Board, Paul Abbott; President, Thomas S. Holden; Vice-President and Treasurer, Howard Barringer; Secretary, Sanford D. Stockton, Jr.; Vice-Presidents, Irving W. Hadsell, Chauncey L. Williams, H. Judd Payne, T. Oliver Morgan; Assistant Secretaries, George W. Morgan, William C. Breed, Jr.; Assistant Vice-Presidents, Clyde Shute, Clifford G. Dunnells, Jr., Howard M. Thompson, Marc Wayne, Robert F. Marshall; Assistant Treasurers, Walter F. DeSaix, Edwin H. Freed, Irving B. Satin; Regional Vice-Presidents, Carl S. Bennett, Ralph M. Hairston, Julius T. Little, Richard H. Ray. Member Audit Bureau of Circulation and Associated Business Papers Inc. Architectural Record is indexed in Reader's Guide, Art Index, Industrial Arts Index and Engineering Index. Subscription rates: United States and Possessions, Canada, Cuba, Mexico, Central and South America, and Spain, \$4.50 the year, \$7.50 for two years, \$9 for three years; elsewhere, \$6.50 the year, \$11.50 for two years, \$15 for three years. Single copy \$2. Circulation Manager, Marshall T. Ginn. Every effort will be made to return material submitted for possible publication (if accompanied by stamped, addressed envelope), but the editors and the corporation will not be responsible for loss or damage. Other Dodge Services: Real Estate Record & Builders' Guide, Sweet's Files, Home Owners' Catalogs, Dodge Reports & Dodge Statistical Research Service.

COVER: Fine Arts Building, Maryville College. Photograph by Joseph Molitor

<b>THE RECORD REPORTS</b> .....	11
News from Washington. By Ernest Mickel.....	17
News from Canada. By John Caulfield Smith.....	18
Construction Cost Indexes.....	36
<b>REQUIRED READING</b> .....	40
<b>FINE ARTS BUILDING, MARYVILLE COLLEGE</b> .....	101
Maryville, Tenn. Schweikher & Elting, Architects	
<b>LONG RANGE PLAN FOR A PRIVATE SCHOOL</b> .....	113
The Helen Bush-Parkside School, Seattle, Wash. John T. Jacobsen and Victor N. Jones & Associates, Architects	
<b>RESIDENCE OF MR. AND MRS. FRANK McCAULEY</b> .....	118
Bel Air, Calif. Arthur B. Gallion, Architect	
<b>AN ECONOMICAL OFFICE BUILDING FOR GOVERNMENT TENANCY</b> .....	124
Peachtree-Seventh Building, Atlanta, Ga. Alexander & Rothschild, Architects	
<b>FACTORY FOR CLARK EQUIPMENT COMPANY</b> .....	128
Albert Kahn Associated, Architects and Engineers	
<b>LAUREL MEDICAL BUILDING</b> .....	132
Los Angeles, Calif. Leo P. Raffaelli, Architect	
<b>BUILDING TYPES STUDY NO. 181 . . . APARTMENT HOUSES</b> Prepared by John Hancock Callender, A.I.A.	
<b>INTRODUCTION</b> .....	135
<b>COST OF MULTI-STORY BUILDING CAN BE CUT</b> .....	136
By Bruno Funaro, A.I.A., of Howard T. Fisher & Associates	
<b>CORNELL ARMS, COLUMBIA, S. C.</b> .....	140
Stock and Lyles, Architects; Bissett, Carlisle & Wolf, Associates	
<b>LEE APARTMENTS, SALEM, ORE.</b> .....	141
Victor N. Jones & Associates, Architects and Engineers	
<b>ARMY TWIN TOWERS APARTMENTS, CHICAGO</b> .....	142
A. Epstein & Sons, Architects & Engineers	
<b>RIVER LEDGE APARTMENTS</b> .....	143
Hastings-on-Hudson, N. Y. Antonin Raymond & L. L. Rado; Holsman, Holsman, Klekamp and Taylor, Associated Architects	
<b>100 EAST ERIE, CHICAGO, ILL.</b> .....	145
Holsman, Holsman, Klekamp and Taylor, Architects	
<b>CHICAGO COOPERATIVE HAS EXTERIOR CORRIDORS</b> .....	146
Cooperative Residences, Inc., Chicago, Ill. George Fred Keck and William Keck, Architects	
<b>ANGAMOS APARTMENTS, LIMA, PERU</b> .....	147
Santiago Agurto Calvo, Architect	
<b>SOUTH VIRGIL AVENUE, LOS ANGELES</b> .....	148
Carl Louis Maston, Architect	
<b>CASTLEMONT GARDENS, OAKLAND, CALIF.</b> .....	151
John Carl Warnecke, Architect	
<b>FIVE-FAMILY APARTMENT HOUSE</b> .....	154
Jackson, Miss. James T. Canizaro, Architect and Engineer	
<b>FRANKLIN APARTMENTS, INC., ST. ALBANS, VT.</b> .....	156
Whittier and Goodrich, Architects	
<b>ARCHITECTURAL ENGINEERING</b>	
<b>TECHNICAL NEWS AND RESEARCH</b>	
<b>METALS SAVED BY NATIONAL PLUMBING CODE</b> .....	157
Based on a Report by Vincent T. Manas, NPA	
<b>A SUMMARY OF BRITAIN'S WORLD-WIDE BUILDING RESEARCH CONGRESS</b> .....	160
<b>STUDIES ON COOLING OF TROPICAL HOUSES</b> .....	162
By W. R. Woolrich, University of Texas	
<b>TECHNICAL NEWS</b> .....	165
1. New Developments in Prestressed Concrete	
2. ASHVE Opens New Environment Laboratory	
<b>PRODUCTS . . . For Better Building</b> .....	167
<b>LITERATURE FOR THE OFFICE</b> .....	168
<b>TIME-SAVER STANDARDS</b> .....	171
Structural Forms: 1-4, Rigid Frames in Steel. By Seymour Howard	
<b>SEMI-ANNUAL INDEX</b> .....	281
<b>INDEX TO ADVERTISING</b> .....	6



# THE RECORD REPORTS

## JOB PROSPECTS FOR ARCHITECTS IN 1952: INGENUITY IN USE OF METALS WILL HELP

INGENUITY in avoiding the use of scarce materials in design will be an important weapon for architects as they grapple with the uncertainties of the building materials situation in the year ahead.

ARCHITECTURAL RECORD's analysis of job prospects for architects in 1952 reveals a staggering volume of military, industrial and school design work to be done; but the actual volume reaching the boards of architects will attain its possible peak only as conservation techniques are given their fullest and most inventive application.

Vigorous efforts are being made by the conservation division of the Defense Production Administration to help architects find ways to conserve materials.

An intensive study of the subject, sponsored by DPA, has been made by the Building Research Advisory Board, which has filed a report to be issued.

As they scrutinize new sources of business by categories, architects will have as one guide the recent estimates by F. W. Dodge Corporation of 1952 building volumes not so much smaller than this year's apparent record.

MANUFACTURING BUILDING to provide 145 million sq ft of floor space,

only three per cent under the 1951 figure, is expected for 1952. Here the outlook is bolstered by the statements of defense officials, who have continually referred to industrial construction as a favored category. Expansion of plant facilities producing the critical steel, copper and aluminum and other defense-supporting materials got a boost in first quarter allocations of critical materials; and all indications are that these strategic defense-supporting programs will continue to get major emphasis.

MILITARY CONSTRUCTION, not separately classified in Dodge statistical tabulations, is expected to reach a very large volume; a total of \$5,864,301,178 was authorized by the Congress for Army, Navy, and Air Force building programs in fiscal 1952. Architect and engineer firms for this program already have been selected and nearly all architect and engineer contracts actually have been closed. Advance planning will begin soon on the 1953 program.


EDUCATIONAL AND SCIENCE BUILDINGS totaling 95 million sq ft of floor area, just nine per cent under the 1951 volume, are estimated for next year in the Dodge tabulation. School

needs as reported by the National Education Association would make 1952 an all-time record year in school building; but the volume to be built is likely to be held short of that by the steel situation. Over the next seven years, the need for new classrooms has been put by the U. S. Office of Education at 600,000.

HOSPITALS AND INSTITUTIONAL BUILDING, expected by Dodge to be off 17 per cent from this year in 1952, still would get 25 million sq ft according to the estimates.


RESIDENTIAL BUILDING is expected to be off 19 per cent from this year; the Dodge estimate goes along with the 850,000 figure which has remained the official government target — as stated by Charles E. Wilson, director of defense mobilization, and Raymond E. Foley, administrator of the Housing and Home Finance Agency.

The late-November revision of first-quarter allocations of controlled materials was said by DPA officials to provide enough additional steel for authorization of 500 new schools in first quarter instead of 300 and for 50 hospital starts instead of none. Revised allocations also provided some relief for other programs, in spite of continued questioning of DPA policy with its claimant agency system.



### ARCHITECTURE AND ALLIED ARTS

Photographs above show the model of John Lyon Reid's Sir Francis Drake School, which was one of the highlights of the architectural exhibition at the recent San Francisco Art Festival. The school exemplifies the theme of the Festival, which was



intended "to bring together and promote the integration of the various arts." The architectural exhibition at the Festival was a triumph for the architects, whose work was glowingly reviewed by the San Francisco Chronicle's art critic, Alfred Frankenstein. This year's exhibit had six exhibits in six categories: school, church, commercial, public, residential and community



Dean Pietro Belluschi

## EXHIBITION IS BIG NEWS AT GULF STATES CONFERENCE

THE FIRST REGIONAL EXHIBIT ever held of architectural work in the South was the most exciting news at the recent Gulf States Regional Conference of the American Institute of Architects. The high quality of the exhibit gave a special significance to a meeting which was notable for its many evidences of lively concern with the basic challenge of contemporary architecture.

The testimony was everywhere — in the words of the scheduled speakers, in the spirited panel discussions and in the corridor post mortems. It recognized and reflected the arrival of a new economic era in the South, the stage in its industrial expansion when there is more money to spend for building and more demand for good architecture.

Emphasis in all the convention discussions was on integration of technology with the social and economic purposes of the time in a way that will bring architecture to its full prominence as an art.

Dean Pietro Belluschi of the School of Architecture and Planning at the Massachusetts Institute of Technology sounded the humanism theme in his keynote address, urging architects to remember that their clients are not the rich, but all people everywhere.

An able and interesting historical summary, "Evolution of Where We Are Today and How We Got There," was given by Dean Buford Pickens of the School of Architecture at Tulane. Sam Hurst, professor of architecture at Geor-

gia Institute of Technology, related "The Painter and Abstract Design" to architecture. Others who discussed the relationship of architecture to the client and the community were Architect Sam Weiner, Shreveport; Arch Winter, architect and city planner, Mobile, Ala.; and Charles Colbert, architect, New Orleans.

Awards on the exhibit were made as follows:

### For residential work

Honor Award — Curtis and Davis, for Arthur Davis house, New Orleans; first mention — Turner & Northington, with Malcolm E. Smith, associate, for Kennedy house, Florence, Ala.; first mention — James T. Canizaro, for George M. Harrison house, Jackson, Miss.

### For nonresidential work

Honor Award — Erhart, Eichenbaum & Rauch, Little Rock, and Edward D. Stone, New York, associated architects, for the University of Arkansas Medical Center; first mention — Pearson, Tittle & Narrows, for building for the School of Architecture and Arts, Alabama Polytechnic Institute, Auburn, Ala.; mention — Pearson, Tittle & Narrows, for Britton professional office building, Montgomery, Ala.; mention — Ginocchio, Cromwell & Associates, for student union building at A.M.&N. College, Pine Bluff, Ark.; mention — Bodman & Murrell, architects, Charles Colbert, consultant, for North Scotlandville Elementary School, Baton Rouge, La.

Members of the award jury were: Thomas Creighton, *Progressive Architecture*; Douglas Haskell, *Magazine of Building*; and Frank Lopez, *ARCHITECTURAL RECORD*. Katherine Morrow Ford was an adviser for the residential category.



Left: At Alabama meeting: Parker Narrows, new president; Bruce Goff; John Carey, outgoing president

Below: U. S. Senator Everett Dirksen was among speakers at North Central States meeting. L. Morgan Yost is at Senator's left. At speakers' table: Howard T. Fisher, David Miller, and Walter Berger

## PARKER NARROWS HEADS ALABAMA A.I.A. CHAPTER

PARKER NARROWS of Montgomery was elected president of the Alabama Society of Architects at the chapter's Fall meeting at Auburn. He succeeds John J. Carey of Mobile.

Other officers elected were: Allen Bartlett, Birmingham — vice president; Tom Kirkland, Montgomery — secretary; and J. Streeter Wiatt, Montgomery — treasurer.

Bruce Goff, main speaker at the meeting, stressed the significant difference between building and architecture; good building, he stated, is not necessarily good architecture, but good architecture is necessarily good building.



## DISTRICT SESSIONS HELD BY MIDWEST ARCHITECTS

### *North Central, Great Lakes Seminars Stress Materials*

THE NEED FOR TECHNOLOGICAL SKILL in using scarce building materials today was underlined at two recent regional sessions of the American Institute of Architects.

Architects from Michigan, Indiana, Ohio and Kentucky attended the Great Lakes District seminars arranged by Regional Director John N. Richards in conjunction with the annual convention of the Architects Society of Ohio in Columbus.

Brick and masonry construction was the subject of the major seminar on materials. A seminar on office practice, which opened with three speakers to describe the setup in small, average and large offices, was an occasion for spirited discussions and turned into the highlight of the meeting.

### *Single Award Made*

Only one award was made in the annual competition of the Architects Society of Ohio, although the program provided for awards for three classes of buildings. The single citation went to Inscho, Brand and Inscho, for the Fayette County Hospital, Washington Court House, Ohio.

William Huff of Akron was elected president of the Society. Other officers: Rollin L. Rosser, Dayton, first vice president; John W. Hargrave, Montgomery, second vice president; C. Melvin Frank, Columbus, third vice president; Charles J. Marr, New Philadelphia, secretary; and Ronald A. Spahn, Cleveland, treasurer.


### *Incentives Needed: Scheick*

At Chicago, North Central States architects heard Executive Director William H. Scheick of the Building Research Advisory Board call for "concerted action" at "design board level" to provide incentives for technological skill in the use of building materials.

"In Europe, where there is a shortage of material, the building designer utilizes ingenuity. In America, literally the land of plenty, such utilization has not been employed," Mr. Scheick asserted.

"We have fallen into the habit of not providing incentives to ingenuity on draftboards which result in conservation of materials," he said.

The two-day regional conference opened with a series of discussions on "The Practice of Architecture under Present-Day Conditions."



## COLUMBIA PLANS \$22,150,000 ENGINEERING CENTER ON RIVERSIDE DRIVE SITE; FUND-RAISING DRIVE ON

### *Buildings Will More Than Double Space for Engineering Training; New Concept Defined*

COLUMBIA UNIVERSITY has announced plans for a \$22,150,000 engineering center to combine teaching, research and practice in engineering and the fundamental sciences, on both undergraduate and graduate levels, "to a degree never before achieved." Voorhees, Walker, Foley and Smith are the architects.

The Center will be established at Riverside Drive and 125th Street in New York. An existing four-story building is now being remodeled and occupied as it becomes ready. The second unit, a 14-story building to provide some 250,000 sq ft, will be erected as soon as funds are available. Completion by 1954, the University's bicentennial anniversary, is the aim.

The two buildings will more than double the space at Columbia for engi-


neering training. Besides the Engineering School, plans for the center provide for an Institute of Advanced Engineering Science and a Division of Cooperative Research which will work with industry on problems having educational value.

Funds now being sought for the center total \$22,150,000 — \$13,650,000 for buildings and equipment and \$8,500,000 for professorships, fellowships and scholarships.

Goal of the Center, according to Dean John R. Dunning of the School of Engineering, will be the "engineer-scientist" — "trained not only technologically but in the natural, social and political sciences and humanities — imbued with a statesmanlike point of view — with a sense of responsibility as a citizen."


At Great Lakes-Ohio meeting, A.I.A. Regional Director John Richards, A.I.A. President Glenn Stanton, and President Carl Britsch, Ohio Society; and (standing) C. Melvin Frank, convention chairman, President-Elect William Huff, Ohio Society; and William Linch, president of the Columbia A.I.A. chapter





### CURITIBA, BRAZIL, PLANS "OFFICIAL" THEATER

The second prize winner in a competition sponsored by the government of the State of Parana in Brazil will be constructed in the state capital, Curitiba, as the state's official theater, following a hot public debate precipitated by the choice of a more traditional design to receive first prize. The project to be built (photographs of renderings above and below) was designed by Rubens Meister, professor of architecture in the Escola Engenharia da Universidade do Parana. It will seat 1900, provide elaborate facilities for opera, concerts, plays, film showings and television



### HOUSTON TEACHERS VISIT CITY'S ARCHITECT FIRMS

#### *Public Relations in Action: Profession Explains Itself*

ARCHITECTS who took part in the second annual Business Education Day sponsored by the Houston Chamber of Commerce last month had a major opportunity to further public understanding of the architect's function and how he performs it.

Participating firms played host to teachers from the city's public and parochial schools as well as the University of Houston and the Rice Institute. The general program for architects' offices was arranged under the chairmanship of R. Graham Jackson, A.I.A.

Groups of two to six teachers toured drafting room and specification department, were shown the progress of a commission from the time it enters an office till preliminaries have been approved, working drawings and specifications completed and bids received. Then they were taken to an actual job site, where the architect went over the project with them, explaining his responsibilities and duties.

Teachers were luncheon guests of the firms they were visiting. In the afternoon, they and their hosts met in the firm's conference room to discuss the morning's activities and the architect's contribution to his community.

Architects who took part felt the project had been "extremely helpful."

### "... 'TIS A HOUSE, BUT NOT A DWELLING"

Department of Architecture & Building  
South-West Essex Technical College  
Forest Road, Walthamston  
London E. 17, England

Dear Sirs:

In the issue for July of your excellent magazine was quoted:

"Thanks, sir," cried I, "'tis very fine,  
But where d'ye sleep or where d'ye  
dine?"

I find by all you have been telling  
That 'tis a house, but not a dwelling."

The lines were described as a savage criticism by Pope. I thought that, though they are often ascribed to him, they appeared first in a letter from a Mr. I. A. Williams to the Rev. Abel Evans, D.D.

They referred to Vanburgh's Blenheim Palace (1705-1722), where Winston Churchill was born.

Is the rest, the beginning of this poem, worth quoting?

"See, sir, here's the grand approach;  
This way is for His Grace's coach;  
There lies the bridge, and here's the  
clock,

Observe the lion and the cock,  
The spacious court, the colonnade,  
And mark how wide the hall is made!  
The chimneys are so well designed,  
They never smoke in any wind.  
The gallery's contrived for walking,  
The windows to retire and talk in;  
The council chamber for debate,  
And all the rest are rooms of state.  
'Thanks, sir,' cried I . . ."

We all agree with the poet; and Vanburgh's plans with their forced symmetry seem to us to have been most inconvenient for his clients.

We like the elevations of his houses

of course, but I believe that Vanburgh's clients were nevertheless pleased with his "extravagant planning" also.

From an interested reader,  
C. H. Bingham-Powell

Mr. Bingham-Powell appears to have turned up a literary poser which has no quicker answer than some of the questions raised by Dean Burchard's article. The lines he quotes, from "Up on the Duke of Marlborough's House at Woodstock," are commonly attributed to Pope and printed in all editions of his work; but the editors always make clear in a note that there is no positive evidence of Pope's authorship. The traditional attribution to Pope apparently was a guess from the style. The Rev. Mr. Evans and Mr. Williams are not mentioned in any of the standard sources.—Ed.

NEWS FROM WASHINGTON by Ernest Mickel

*How Many Housing Starts Next Year? — Many Conflicting Views; Tighe Woods Sounds Off and Foley Is Named as Defense Housing Chief; October Report Shows Building Dip; A.I.A. Acts in School Crisis; Symposium Provides New Data on Design of Atomic Labs*

WASHINGTON last month remained the focal point for the big controversy concerning the number of housing units to be constructed in this country next year. Some observers felt the argument to be just a little on the academic side since the builders this calendar span were going way over the stated government goal. The total will be in the neighborhood of one million units as against the 800,000 to 850,000 that Uncle Sam's housing and monetary officials said the country ought to have.

But to the builders themselves, to the architects, the suppliers of housing materials — and, yes, to the federal officials who were responsible for setting some target for next year — it was a real problem.

The pressures on both sides mounted rapidly. Not many weeks before he announced his resignation, effective November 30, as economic stabilization director, Eric Johnston let it be known he would recommend a cut back to around 400,000 to 450,000 residential units in 1952. Another million-unit year, or even the 800,000 to 850,000 the housing agency was considering as a repeat performance on its 1951 target effort, would be inflationary to a serious degree, Mr. Johnston maintained, warning that it would perhaps bring enough inflation to upset the national economic picture entirely.

Construction in 1952 of 850,000 housing units, figured at an average of \$10,000 each, would add \$8.5 billion to the mortgage credit volume and Mr. Johnston, for one, said he believed the economy might not stand that kind of a load. His proposed figure would cut this credit outlay almost in half.

**The Home Builders' Stand**

On the other side of the fence the private home builders, through their National Association of Home Builders, were saying that construction of new housing units is not inflationary, that it

consumes, relatively speaking, microscopic amounts of the total production of critical building materials, and that they should be permitted to start at least one million units in 1952 in an effort to keep abreast of the demand.

Somewhere in the center of this storm were Raymond M. Foley and his Housing and Home Finance Agency, wanting the figure to remain at around 800,000 or a little larger for 1952 — much the same as it had been for the current calendar year.

The argument revolved around the inflation aspect of housing, with Stabilizer Johnston frankly basing his contentions on this phase of the problem. At one point he indicated his belief that other forms of private building should be restricted also — for the same reason.

But there were other facets for con-

sideration by the home builders and the government's housing officials. Rent Stabilization Director Tighe Woods dramatized one of these when he criticized the Critical Areas Committee for hampering imposition of rent controls in defense areas and announced that he would ask Defense Mobilization Director Charles E. Wilson to order builders to stop all home construction in so-called "luxury" areas and to concentrate on "critical" locations until congestion in defense areas was relieved.

**Foley Heads Defense Housing**


Mr. Wilson's reaction, which was only two days in coming, was equally dramatic and considerably more decisive. He named Mr. Foley head of all defense housing activities — including rent controls.

Mr. Foley was appointed as Mr. Wilson's special housing assistant and will continue his post as HHFA administrator.

The effect of the appointment was to reprove Mr. Woods for his remarks; Mr. Foley has played a leading role on the Critical Areas Committee.

Mr. Woods will be answerable directly to Mr. Foley on all rent control matters involving defense areas. For non-defense areas, his agency will remain under the Economic Stabilization Administration.

(Continued on page 22)



— Drawn for the RECORD by Alan Dunn

"I hope you understand, Madam, that my job is to look on you as an animal with a problem —"



Municipal offices for the city of Maple Ridge, British Columbia, combine wood, brick and glass to produce a structure in contemporary style—rare for public buildings in Canada—at relatively low cost. Percy Underwood of Vancouver, B.C., was architect

Photo: Jack Cash, B. C. Woods Coast Bureau

**NEWS FROM CANADA** by John Caulfield Smith

**Steel Curbs Seen as Brake on Building Materials Shortages**

ONE ANSWER to the question "Why hasn't the anticipated acute shortage of building materials developed?" is offered by S. D. C. Chutter, acting manager of the Canadian Construction Association.

Mr. Chutter says that if steel had not been restricted by government order and were now in good supply, there would be a tremendous shortage of materials of nearly every type. Not that there aren't scarcities, he adds, but

things are nothing like as tough as they might have been.

Cement, for instance, is currently in short supply because many steel framed buildings have been redesigned to use reinforced concrete. New cement plants soon to be in production in the Maritimes and in the West are expected to do a great deal to remedy the situation.

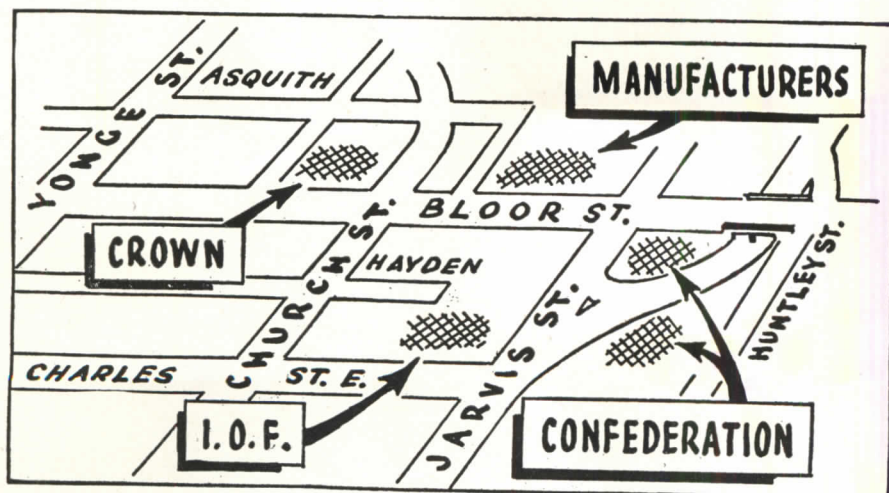
**Ease Mortgage Credit in New Housing Regulations**

DOWN PAYMENTS ON HOUSES financed under the National Housing Act have

been lowered by new regulations announced by Resources Minister Winters — to 10 per cent for defense workers, 20 per cent for all others. In both cases, maximum amortization period is 25 years.


An enthusiastic reception from home builders greeted the new regulations. However, the *Financial Post*, a leading business newspaper, warned: "Automatic provision of badly needed shelter should not be taken for granted. The shortage of mortgage money is still reported acute by lending institutions. There has been no assurance that house appraisals by Central Mortgage & Housing Corp. will be made more realistic than they have been — on a basis

(Continued on page 274)



Site plan above shows area east of Bloor-Yonge intersection in Toronto, where four insurance companies are contributing to expansion of business district. Manufacturers Life is making a 12-story addition to its head office building; Confederation Life,

Crown Life and the Independent Order of Foresters have completed plans for new head office buildings. Total cost of "Insurance Row" will be nearly \$20 million; Marani & Morris are architects in all cases. Photo: proposed Confederation building







Metropolitan Life  
Insurance Company's

# PARKLABREA TOWERS

Apartments  
LOS ANGELES, CAL.

Architects: Leonard Schultze & Associates of New York with J. E. Stanton of Los Angeles, Associate Architect • Consulting Engineer: Lester R. Kelly, Los Angeles • General Contractor: Starrett Bros. & Eken, Inc. • Heating Contractor: Scott Company, Los Angeles & San Francisco



## POWERS WATER TEMPERATURE CONTROL


selected for PARKLABREA'S 18 TOWER BUILDINGS  
part of the greatest private rental housing project in the West



**Provides Best Insurance obtainable** for dependable regulation of domestic hot water storage heaters. Each of the 13 story buildings contains 2 Powers 3" No. 11 Regulators. They stop hot water complaints by preventing over-heated water. Fuel economies alone often pay back their cost 3 to 6 times a year. Many users report 15 to 25 Years of Reliable Control.

For help in selecting the right type and size regulator for your requirements contact your nearest Powers office. There's no obligation.

**THE POWERS REGULATOR COMPANY**



36 POWERS No. 11 Temperature Regulators used in the 18 tower buildings shown above.

Only one of many types of POWERS Control.

SKOKIE, ILL. • OFFICES IN OVER 50 CITIES

Chicago 13, Ill., 3819 N. Ashland Ave. • New York 17, N. Y.,  
231 E. 46th St. • Los Angeles 5, Cal., 1808 West 8th St.  
Toronto, Ont., 195 Spadina Ave. • Mexico, D. F., Apartado 63 Bis.

(a65)

AMERICA'S *Number 1* BUILDING

# The key to this city of America's



How many of America's newest  
YALE-equipped buildings can you name? (SEE PANEL AT RIGHT)

great new buildings...


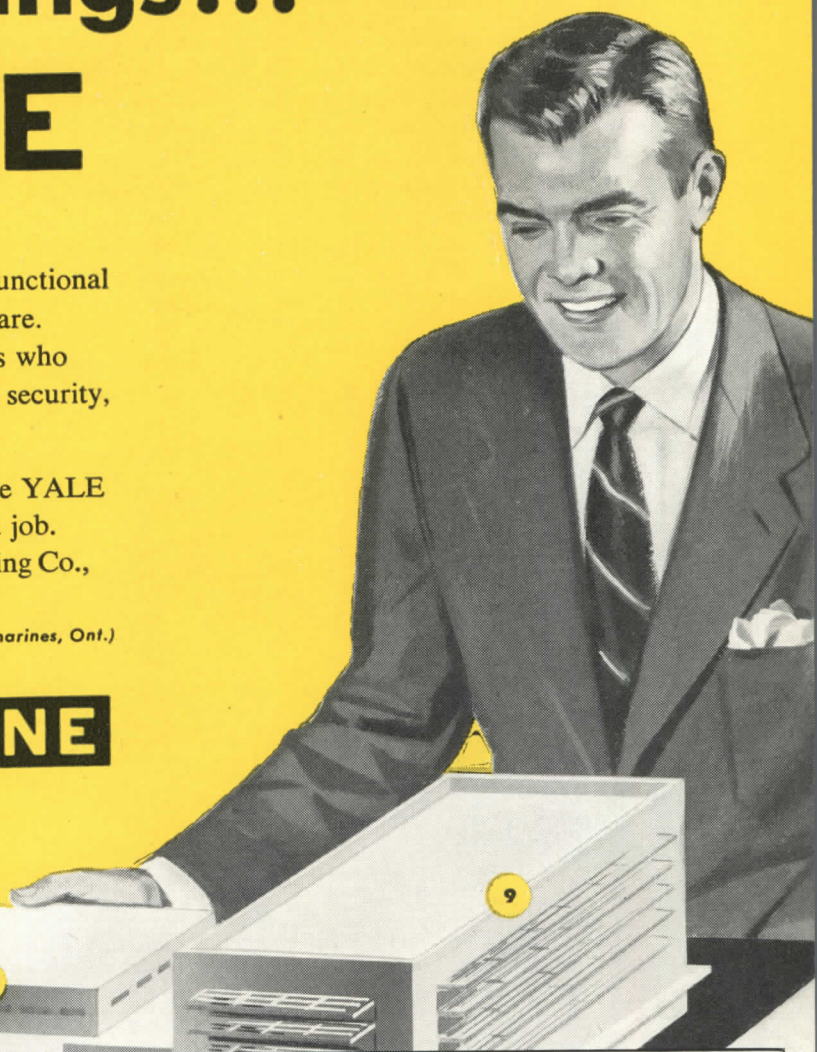
are labeled **YALE**

DIVERSE IN DESIGN as well as purpose, these monuments of functional beauty are exclusively appointed with YALE quality hardware. They're built by America's leading architects and contractors who know from years of experience that YALE means maximum security, superior styling and unusual durability.

That's why they've made YALE the key to their "city." Make YALE the key to extra quality and economy on your next scheduled job. See your hardware distributor. The Yale & Towne Manufacturing Co., Dept. S-4412, Stamford, Connecticut.

(In Canada: St. Catharines, Ont.)

**YALE & TOWNE**



Yale equipped...these are but a few of America's newest and brightest architectural achievements

- 1. FARM MUTUAL BUILDING**  
Architects: Benham, Richards & Armstrong  
Contractor: Haig M. Boyajohn & Associates  
Hardware: The Albrecht Hardware Co.
- 2. CHRYSLER BUILDING EAST**  
Architects: Reinhard, Hofmeister & Walquist  
Contractor: Turner Construction Co.  
Hardware: Elmer T. Hebert, Inc.
- 3. THE CARLTON HOUSE**  
Architect: Kenneth D. Norton  
Contractor: John Lowry Inc.  
Hardware: Atlantic Hardware and Supply Co.
- 4. SCHWAB BUILDING**  
Architect: Sylvan Bien  
Contractor: 11 Riverside Dr. Corp.  
Hardware: Atlantic Hardware & Supply Co.
- 5. CRIPPLED CHILDREN'S HOSPITAL**  
Architects: Warren, Knight & Davis  
Contractor: Day & Richardson  
Hardware: Moore-Handley
- 6. JOHN HANCOCK BUILDING**  
Architects: Cram & Ferguson  
Contractor: Turner Construction  
Hardware: J. B. Hunter Co., Inc.
- 7. IOWA STATE OFFICE BUILDING**  
Architect-In-Chief: Tinsley-Higgins & Lighter  
Associate Architects: Anthony-Hunter; Beattler & Arnold; Wetherell & Harrison  
Contractor: Kucharo Construction Co.; Johnson, Drake & Piper Inc.  
Hardware: Kurtz Hardware
- 8. NATIONAL BISCUIT CO. BUILDING**  
Architects: Ford, Bacon & Davis  
Contractor: L. H. Hoffman Co.  
Hardware: Contract Hardware Service
- 9. SEACOAST REALTY BUILDING**  
Architect: Charles C. Hartmann  
Contractor: C. M. Guest & Sons  
Hardware: Hardware Distributors Inc.

YALE is a registered trade mark

**What About Materials?**

The materials question remained pretty much an open one during the fourth quarter of 1951. Private home builders, however, expressed real concern that a scarcity of finished products made from metals in short supply, particularly copper alloys, might hold up the completion of a substantial number of their units next year, holding them off the market.

The National Production Authority said the problem here resolved itself to this: Are there going to be enough fabricated items to go with the "A" products to provide a balanced construction program?

NPA's principal worry seemed to be in the copper field. Military requirements were piling up, making it more and more difficult to spread the total supply so that building material manu-

facturers — some 5000 of them — could continue operations, wholly or partially. The estimated shortage of material for production of plumbing brass goods threatened to reduce that segment of the industry to around 50 per cent of its normal operating level by spring. The producers still were working from accumulated inventories. As one official of the building materials division of NPA stated it: when inventories are worked off, watch out!

**Permits for Home Builders?**

All this gave rise to the important speculative question on housing production: will the government deem it necessary to impose more specific controls than the credit regulations now governing volume in a rather feeble way? Will the credit curbs be superseded by a permit system designed to hold construction volume within the limitations of available materials?

Midway in the fourth quarter, government officials appeared to be convinced that they could hold the line without instituting a permit system. Some NPA quarters expressed the belief that an awkward imbalance in controlled materials might result in the first quarter of next year unless the self-certification set-aside for housing was adjusted upward. But there was a division of opinion within NPA ranks on this subject. Important thing was that as of November, officials said they were considering no important new controls for the construction industry. Apparently they were ready to try to ride out the defense mobilization period with the Controlled Materials Plan as their basic regulatory guide.

**Lost: The Big Stick**

The wind was out of the Regulation X sails since Congress removed the control powers of the Federal Reserve System and the Housing and Home Finance Agency on all housing under \$12,000 price levels. The authorities had counted on the Regulation X powers to exercise a firm control over home production volume when they were imposed October 12, 1950. But the national lawmakers saw fit to ease the down-payment requirements on homes selling for under \$12,000. With most new housing volume falling below this, the Congressional action took the big stick away from FRS and HHFA.

As was pointed out, two important factors confronted those struggling with

(Continued on page 26)

**HOW TO SAVE...**



ARCHITECTS: POMERANCE & BREINES, NEW YORK CITY

**ON EXTERIOR FINISH**

Cabot's Creosote Stains cost only 1/3 as much as good paint . . . take 1/2 the time to apply.

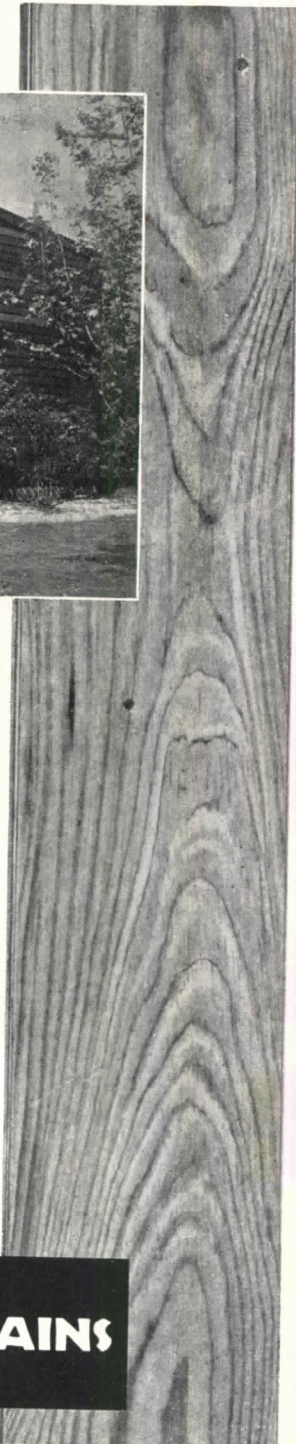
Cabot's Stains bring out all the beauty of grain and texture in wood siding, shingles and clapboards . . . give long-lasting protection against decay and termites because of their high content (60-90%) of creosote oil — best wood preservative known.

**Wide Variety of Exclusive Colors.**

Cabot's Stains come in a wide range of attractive colors, from clear brilliant hues to soft weathering browns and grays. Many Cabot colors are available from no other source.

**WRITE TODAY** for Creosote Stain Color Card. Address Samuel Cabot, Inc., 1229 Oliver Bldg., Boston 9, Mass.

**CABOT'S CREOSOTE STAINS**



Today...  
More Than  
Ever Before  
**ONE  
DIFFUSER  
STANDS  
OUT!**

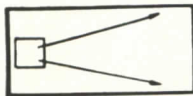
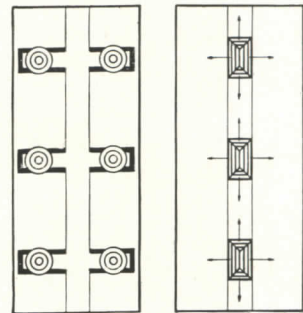
# AGITAIR®

## SQUARE & RECTANGULAR AIR DIFFUSERS

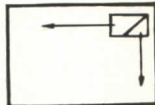
*Save Metal... Cut Costs*

SHORTER DUCT RUNS AND FEWER OUTLETS

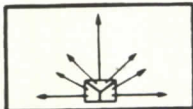
Now you can conserve critical materials and cut costs without cutting efficiency. Check the diagram and note the shorter duct runs and fewer outlets when AGITAIR Type R diffusers are used.



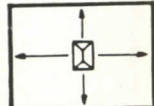
1 WAY BLOW



2 WAY BLOW



3 WAY BLOW




4 WAY BLOW

*Tailor-Made* TO YOUR SPECIFICATIONS

AGITAIR square and rectangular diffusers may be assembled in a variety of patterns to provide blows in one-two-three- and four directions with discharge orifices proportional to the area being served. Thus 100% air distribution is assured in any shape area, from any location without blank-off's or oversized outlets.

### *Greater Diffusing Ability*

Patented built-in vanes deflect the air in numerous divergent streams resulting in turbulence at the point of contact with the aspirated air. Result: Rapid mixing, diffusion and temperature equalization.




*Write For Complete Data*

**AIR DEVICES Inc.** • 17 EAST 42nd ST. • NEW YORK 17, N. Y.

AIR DIFFUSERS • AIR AND GREASE FILTERS • EXHAUSTERS

## Examples of the adaptability of Pittsburgh Glass in commercial buildings



HERE'S A DETAIL of the Clemson House, Clemson, South Carolina. It shows the exterior view of the dining room wall in which Pittsburgh Polished Plate Glass has been adapted to create an interesting design effect. Pennvernon Window Glass—nationally recognized as "window glass at its best"—was extensively used for glazing. And Pittsburgh Mirrors were installed as an important feature of the interior decorative scheme. Architects: Lyles, Bissett, Carlisle & Wolff, Columbia, South Carolina.



AT THE NEW Veterans Memorial Building, Detroit, Michigan, Pittsburgh Polished Plate Glass, Herculite Doors, Pittco De Luxe Metal and Pittsburgh Mirrors combine in highlighting the architectural and decorative appeal of this impressive structure. Illustrated here is a detail of the sun deck, indicating how truly adaptable Pittsburgh Plate Glass is. Architects: Harley, Ellington & Day, Inc., Detroit, Michigan.



Your Sweet's Catalog File contains a complete listing of Pittsburgh Plate Glass Company products.





IN ALL TYPES of commercial, as well as industrial and public buildings, Pittsburgh Glass has proved its versatility and practicality. This apartment house in Cambridge, Mass., for example, utilizes to maximum effect such Pittsburgh Products as Twindow Insulating Units (on the south wing penthouse), Pittsburgh Doorways, Heavy Plate Glass in the lobby,  $\frac{1}{2}$ " Herculite Glass stair rail (see inset), Pennvernon Window Glass, Pittco De Luxe Metal. Architects-Engineers for Eastgate Design Group: William Brown, Carl Koch, Robert W. Kennedy, Vernon De Mars and Ralph Rapson, Boston, Mass.

*Design it better with* **Pittsburgh Glass**

PAINTS • GLASS • CHEMICALS • BRUSHES • PLASTICS

**PITTSBURGH PLATE GLASS COMPANY**

## THE RECORD REPORTS

WASHINGTON (Cont. from p. 22)

the 1952 housing volume decision: (1) the impending shortage of plumbing brass goods, and the probable scarcity of other necessary building items, and (2) the extent to which self-certified orders would soak up materials from the open market. Watch the latter. If it is thrown overboard — an eventuality now unlikely — builders will find themselves under a permit system of some sort.

### U. S. Figures on October Show Construction Trend: Downward

Housing was not the only type of construction feeling the impact of CMP. The Departments of Labor and Commerce, announcing building activity figures for October, said shortages of materials retarded almost all types of construction during that month. This fact brought a more than seasonal de-

cline in over-all activity. And from the blues being sung by defense agency officials over the short steel and copper situation, it was not hard to deduce that they expected this trend to continue for some months to come.

Delays in construction were extending even to the basic steel and electric power expansion programs, it was reported.

The total value of new construction put in place during October this year was about \$2.7 billion, the Labor-Commerce report stated. The figure was off five per cent from the September total and down three per cent from October of 1950. New homebuilding activity increased slightly in October to become the "notable exception" to the general trend which for the most part indicated a greater-than-usual seasonal decline. Military and defense plant construction continued its "moderate increases" in October.

Said Labor and Commerce: "Structural steel was the principal limiting factor during October and probably will continue as the key material throughout the balance of this year. Within a short time, however, the availability of copper items may be expected to supersede structural steel as the determining factor in the volume of construction in which structural steel is relatively unimportant."

Total private outlay for new construction in October was reported at \$1789 million, five per cent less than in September. Public expenditures of \$903 million for the month were off by six per cent. Private construction was 12 per cent under a year ago, while public construction showed an increase of 21 per cent over the year.

Comparing the first 10 months of 1951 with the same period of 1950, the report said new construction with value of more than \$25 billion was put in place this year. This was \$2 billion more than the 10-month figure for 1950.

It was estimated that total new construction outlays in 1951 would exceed \$29 billion compared with a little less than \$28 billion for all of 1950. Larger public expenditures, particularly for housing, defense plants and military facilities, are accounting for the difference.

### Materials Controls Represent "Middle Course": Fleischmann

A recent speech made by Manly Fleischmann, NPA and Defense Production administrator, points up the mate-

(Continued on page 30)

Part of the 36 Pella LITE-PROOF SHADES installed in Willamette High School, Eugene, Oregon

These newly designed Pella LITE-PROOF SHADES provide quick, efficient darkening of windows with a minimum of effort. Side guides hold shade material in place and seal out light. Black shade material is fire-resistant treated and Vinyl-resin coated. When not in use, Pella LITE-PROOF SHADES roll up onto a spring actuated, ball-bearing roller enclosed in a neat metal housing.

#### Fits All Type Windows

Pella LITE-PROOF SHADES fit perfectly because they are made-to-measure. Investigate these more economical, permanent-type Pella LITE-PROOF SHADES.

WRITE today for literature and name of nearest dealer

**ROLSCREEN COMPANY**  
Dept. C-63, Pella, Iowa



*The client's always right...*



Distinctive waffled green surface keeps carpets from slipping.



When she selects  
**FREMONT Supreme**  
 Rubber Rug Cushion for the new room scheme

She won't settle for "second best" when it comes to carpet cushion. Once she steps on Supreme, feels the buoyant resiliency it gives carpets, she's sold. Specify Fremont on your next job and your client will be pleased.

Watch for new Fremont Products

**Fremont Rubber Company**  
 309 McPherson Highway, FREMONT, OHIO



Sponge Rubber Rug Cushion



Vinyl Plastic Cove Base



Plastics



Rubber Tile

GENTLEMEN:

Please send me without obligation your newest literature on Fremont products.



NAME \_\_\_\_\_

FIRM NAME \_\_\_\_\_

ST. ADDRESS \_\_\_\_\_

CITY \_\_\_\_\_ STATE \_\_\_\_\_

# THESE BRIDGES CARRY



Five miles of railings made of Alcoa Aluminum stretch across Philadelphia's recently completed Penrose Ave. Bridge. Longest and highest ever built by the Pennsylvania Dept. of Highways, the bridge was designed by Modjeski and Masters, engineers.

Railings of Alcoa Aluminum on this Little Rock, Ark., railroad bridge have stood up through fifteen years of smoke and soot; never needed paint or upkeep.



International Bridge, Laredo, Texas, has aluminum railings installed in 1935. In the event of floods, the entire railing can be quickly removed.



# PROOF OF ALUMINUM'S ECONOMY AND LONG LIFE

Exposed to the elements on every side, often smothered in smoke and fumes, difficult and expensive to paint, a bridge railing is typical of the places where aluminum's freedom from the damaging effects of rust and corrosion pays off many times over. You'll find proof of this on bridges in every part of the country.

For example, aluminum railings installed nearly a quarter century ago on five bridges in the Chicago area still are structurally sound. *And*

*they've never needed a cent for maintenance.* We will be glad to supply you with the locations of these and many other bridges throughout the country if you'd like to see for yourself how Alcoa Aluminum stands up to time and weather.

Service reports, design and engineering details are covered in Alcoa's "Report on Bridge Railings." For a free copy call your nearby Alcoa Sales Office or write, ALUMINUM COMPANY OF AMERICA, 1888M Gulf Bldg., Pittsburgh 19, Pennsylvania.




# ALCOA

FIRST IN




ALUMINUM

Clark St. Bridge over the Chicago River has aluminum railings installed in 1929. Smoke and weather have had no adverse effect on the aluminum.




Bridge railings of Alcoa Aluminum are fabricated by several qualified manufacturers. Shown here are a few of the many practical design suggestions contained in Alcoa's report on Bridge Railings. Write for free copy.



# HOW TO



## Solve Future Partition Requirements . . . Today! Just as the General Service Administration did at Peachtree-Seventh Office Building, Atlanta, Georgia



VMP Steel Mobilwalls, specified throughout the Peachtree-Seventh building, permitted layout changes even during construction, for partition layouts were converted as required.

Future needs of tenants are provided for, too—for flexible VMP Mobilwalls adapt to changed requirements.

28 tons of steel were saved in the construction of this one building because VMP Mobilwalls were only 2 3/8" thick, not 3", — yet stronger, with full sound reduction values.


VMP Mobilwall partitions are steel—not paper, not board, not any substitute material. In five years, ten years, or twenty-five years, VMP Steel Mobilwalls will still be good!

**FREE:** Twelve two-color architects and builders manual data sheets in attractive binder which fully describe with scale drawings this revolutionary new VMP Mobilwall partition development which will help you save steel! For your free copies of these valuable data sheets, just write Mobilwall on your letterhead or postcard and mail to:


**VIRGINIA  
METAL  
PRODUCTS  
CORPORATION**



72 HUDSON STREET, NEW YORK 3, N. Y.



Reception Room



Secretary and Executive Offices



Corridor

**FREE:** Manual data sheets fully describe each of these products and give new and advance design data. Without obligation, write for data sheets on products in which you are interested. Address letter or card to: DEPT. 12

## THE RECORD REPORTS

### WASHINGTON

(Continued from page 26)

rials angle to the production picture rather well. He told the C.I.O. convention in New York:

"The course we have chosen is a middle course. Military production would not be greatly accelerated if all civilian production were suspended tomorrow. The major bottlenecks are in design and machinery, rather than in materials. Whatever minor gains might be made would be more than offset by the tremendous economic dislocation which such an action would create—with immediate unemployment on a national scale.

"Equally impossible is it for us to yield to the pressure now being exerted to resume state and local public works programs on a large scale—to build in this year of shortages more schools and hospitals than ever before in our history, or to continue auto production at high rates lest localized unemployment be brought about. Two and two make four, and if we yield to such pressures there would be no escaping the damage that would be done. We can only divide steel, not invent it. We either mean business in this mobilization effort, or we don't.


"In fact, no important national program will suffer any great harm under present allocation policies. For example, despite widespread misrepresentation on the subject, more schools are being built in 1951 than ever before in our history, and the probable allocation for 1952 will be only slightly less than in the record years of 1950 and 1951. How different are the true facts from the impression of disaster for the public school system which some persons would try to create."

### Materials Survey Authorized: A.I.A. Acts on School Crisis

The American Institute of Architects is proceeding with its plan to assist the U. S. Office of Education in administration of the Controlled Materials Plan with respect to school construction. At the recent Board of Directors meeting in Portland, Ore., a sum of \$2500 was transferred from the Institute's Special Fund to enable the A.I.A. School Building Committee to hire technical help. A consultant will be employed to take quantities of controlled materials off detailed architectural plans. Results

ARCHITECTURAL RECORD

# HOW TO



will help the Office of Education, as a claimant agency, to estimate more accurately the quantities of steel, copper and aluminum needed for school construction.

In this connection, James W. Follin, head of a Defense Production Administration subcommittee on conservation, has said that if architects will change their school designing methods, the limited supply of steel can be stretched much farther. He admits, of course, the great difficulties involved in redesigning projects already completed on the drawing boards. But he believes school authorities and others should be told that they might get their facilities sooner if a change-over from steel to some other structural material were made in the plans submitted.

The Board at Portland appointed a special committee to study the situation confronting the building industry. The Washington, D. C., round table in October was held as a result and the school building program was one of the principal topics for discussion. Object of the efforts is to assure the continuity of a reasonable civilian performance in the building industry.

### Push Modular Coordination

The Institute's modular coordination program was given further emphasis by an appropriation of \$2000 in Board action. This supplements a fund of \$1000 set aside earlier toward the development of more interest in the system. The new \$2000 amount was made contingent upon the raising of \$23,000 from outside sources.

Chapter liaison representatives of the Institute's Department of Education and Research are being asked to inform the Department of contractors occupied now or in the recent past on projects using modular coordination. Purpose is to gather information for further data and publications on the subject. William Demarest Jr. is A.I.A. secretary for modular coordination.

The A.I.A. executives also reviewed architects' relations with the Defense Department. This focused on professional fees and negotiation procedures. A complete résumé of the discussions is to be printed later.

Other action at the Portland session: A.I.A. President Glenn Stanton was requested to consult with the Commissioner of the Public Housing Administration, John Taylor Egan, regarding fees for architectural services.


The Board reviewed and approved

(Continued on page 32)

## Solve Problems of Vertical and Horizontal Material Transportation—Economically!




VANDERBILT CLINIC, handling records of 95,000 patients yearly, needed a fast, dependable system for transferring records from floor to floor, chose the VMP Conveyor.



Speed records, merchandise, or parts from one floor to another or from one place on the floor to another. For VMP automatic conveyors run either vertically or horizontally in one plane or in different planes.

Trouble-free mechanical push button operation. Carries up to 4½ tons per hour at a rate of 60 feet per minute. VMP steel conveyors function in minimum space.




### HOW TO Eliminate on the Site Assembly of Frames and Obtain Substantial Installation Savings!

VMP frames are a complete unit with rugged welds. For plaster walls, the plaster grips both the stud and the frame providing a tight key — minimizes cracking. For dry wall construction, the edge of ½" wallboard nailed to studs is hidden behind the flat return of the frame and hides inaccurate cutting of the wallboard. VMP buck shapes and sizes are adaptable to masonry construction. Frames are fireproof!



### HOW TO Save Wall Space . . . Yet Make Finished Rooms Better Looking.

VMP steel Bi-Pass units, with exclusive flush back doors, cost less to buy, less to install than conventional doors. Require no assembly on the site. Frames available for every type of partition.



### HOW TO Plan Libraries for Most Efficient Present and Future Utilization of Floor Space.

Virginia Metal Products, one of the world's largest manufacturers of steel library stacks and equipment, offers the benefit of its vast experience in the solution of all highly technical questions regarding library stacks, equipment, and book conveyors — without cost or obligation.

**FREE:** Manual data sheets fully describe each of these products and give new and advance design data. Without obligation, write for data sheets on products in which you are interested. Address letter or card to: DEPT. 12

**VIRGINIA METAL PRODUCTS CORP**



72 HUDSON STREET, NEW YORK 3, N. Y.

the present relationship between the A.I.A. and the American Architectural Foundation.

**Support Defense Moves**

Finally, it approved resolutions recommended by its Committees on National Defense:

(1) requesting declassification of technical information needed by designers of civil defense installations;

(2) requesting Federal Civil Defense Administration to publish minimum standards for protective construction and shelter, since the effects of atomic weapons are classified information and cannot be released;

(3) requesting the FCDA to inaugurate a program with the professional assistance of the A.I.A. to design and build prototypes of schools and other types of buildings on realistic defense standards;

(4) requesting local chapters of the Institute to undertake local surveys of their committees so that slum clearance and redevelopment and other programs can be brought together into a master plan for civil defense action;

(5) endorsing the program of the National Security Resources Board for dispersal of new industrial plants, and calling upon chapters of the Institute to undertake studies in their own areas to illustrate the application of this program, using the publication "Is Your Plant a Target?" as a guide.

# Integrated Production

means Store Fronts like these



Arch: Ketchum, Gina & Sharp, N.Y.C.

**Shoppers' World, Framingham, Mass.**

Required more than 65,000 feet of aluminum extrusions. Only a plant having the facilities of completely integrated production — complete control of every phase of store front manufacture — can produce new dies, give absolute control of quality, perfect consistency of finish, yet meet the rigid time schedules required by projects like the vast new Shoppers' World.

*Only*  
**National**

**Store Fronts Company gives you the Advantages of Completely Integrated Production:**

- **CONSTANT QUALITY CONTROL** . . . possible only because of National's complete control of operation from extrusion through anodizing, polishing, and assembling . . . all accomplished at National Store Fronts' plant in Roxbury, Mass.
- **UNLIMITED VERSATILITY OF DESIGN** . . . No matter how large your job, National, with complete extruding and rolling facilities, is equipped to meet your needs . . . whether standard mouldings are required or new members designed. *New dies can be made by National to your specification quickly and accurately.*
- **CONSISTENT FINISH** . . . National's completely integrated production guarantees you consistent finish of all store front metals, an important asset to the success of your project.

For more information, write for our new A.I.A. folder, Dept. H, 57 Cliff St., Roxbury, Mass.



**NATIONAL**

**Store Fronts Co., Inc.**  
57 Cliff St., Roxbury, Mass.

**BRAB-A.I.A. Session Yields New Data on A-Lab Design**

The Building Research Advisory Board has conducted its two-day symposium on laboratory design for handling radioactive materials. These meetings, on November 27 and 28, were cosponsored by the American Institute of Architects and the Atomic Energy Commission. A great deal of valuable new material on the subject, hitherto classified, now will be published as a result of the conference.

In a pre-symposium statement, the A.I.A. said development of laboratories in the atomic program "demands a new approach in design for the various types of work to be carried on within them." Critical areas demanding new criteria for the proper design might include:

1. Unit laboratory design.
2. Shielding methods.
3. Waste disposal.
4. Surface materials and finishes.
5. Air supply and exhaust.

"There now exists a large body of information of a very useful nature which has resulted from the experience gained in this developed building program, and there are a great many men throughout the country connected with the atomic energy program who now have a very real knowledge of the demands for these new building types," said the A.I.A. statement.

**Release of Data Hailed**


Much of the information discussed at the November sessions had a secondary application in various building types not directly connected with laboratories handling radioactive materials. This fact made the BRAB symposium the more important to architects.

In its own statement on the meetings, the Atomic Energy Commission agreed with the architects that much of the design information on radioactive labora-

(Continued on page 256)

# Aerofuse

## IN DETROIT






CLARK EQUIPMENT CO.



R. C. MAHON CO.



FORD MOTOR CO. (Dearborn)



PENOBSCOT BUILDING

In the city that symbolizes efficiency, it is not surprising to find that important air conditioning jobs are Aerofuse jobs. In many of Detroit's great automotive plants, modern office buildings, fashionable stores — where air conditioning has become an essential part of comfort — Aerofuse Diffusers have been specified for installation at the vital point of air delivery.

From experience, the engineers, architects and contractors — the men responsible for the performance and appearance of these jobs — know that Aerofuse Diffusers are engineered to meet the most rigid requirements of air distribution . . . are styled to harmonize with modern interior design.

For complete information about the wide range of Aerofuse types and sizes, write for Catalog 104.

Other typical Aerofuse installations in the Detroit area

CHRYSLER CORPORATION

GENERAL MOTORS TECHNOLOGICAL CENTER

HOLLEY CARBURETOR CO.

BRIGGS BUILDING, BIRMINGHAM

JACOBSON'S DEPARTMENT STORE,  
BIRMINGHAM

TUTTLE & BAILEY inc

NEW BRITAIN, CONNECTICUT

ENGINEERED PRODUCTS FOR AIR CONDITIONING, HEATING AND VENTILATING

CONSTRUCTION COST INDEXES

Labor and Materials

United States average 1926-1929 = 100

Presented by Clyde Shute, manager, Statistical and Research Division, F. W. Dodge Corp., from data compiled by E. H. Boeckh & Assocs., Inc.

NEW YORK

ATLANTA

Period	Residential		Apts., Hotels Office Bldgs. Brick and Concr.	Commercial and Factory Bldgs. Brick and Steel		Residential		Apts., Hotels Office Bldgs. Brick and Concr.	Commercial and Factory Bldgs. Brick and Steel	
	Brick	Frame		Brick and Concr.	Brick and Steel	Brick	Frame		Brick and Concr.	Brick and Steel
1925	121.5	122.8	111.4	113.3	110.3	86.4	85.0	88.6	92.5	83.4
1930	127.0	126.7	124.1	128.0	123.6	82.1	80.9	84.5	86.1	83.6
1935	93.8	91.3	104.7	108.5	105.5	72.3	67.9	84.0	87.1	85.1
1939	123.5	122.4	130.7	133.4	130.1	86.3	83.1	95.1	97.4	94.7
1940	126.3	125.1	132.2	135.1	131.4	91.0	89.0	96.9	98.5	97.5
1946	181.8	182.4	177.2	179.0	174.8	148.1	149.2	136.8	136.4	135.1
1947	219.3	222.0	207.6	207.5	203.8	180.4	184.0	158.1	157.1	158.0
1948	250.1	251.6	239.4	242.2	235.6	199.2	202.5	178.8	178.8	178.8
1949	243.7	240.8	242.8	246.4	240.0	189.3	189.9	180.6	180.8	177.5
1950	256.2	254.5	249.5	251.5	248.0	194.3	196.2	185.4	183.7	185.0
July 1951	272.3	269.8	264.5	266.3	263.2	211.9	213.4	204.8	203.6	206.6
Aug. 1951	272.3	269.8	264.5	266.3	263.2	212.6	214.3	204.9	203.7	206.8
Sept. 1951	273.7	271.6	264.8	266.5	263.6	213.0	214.8	205.0	203.7	206.9
Sept. 1951	% increase over 1939		102.6	99.8	102.6	% increase over 1939		115.6	109.1	118.5
	121.6	121.9				146.8	158.5			

ST. LOUIS

SAN FRANCISCO

Period	Residential		Apts., Hotels Office Bldgs. Brick and Concr.	Commercial and Factory Bldgs. Brick and Steel		Residential		Apts., Hotels Office Bldgs. Brick and Concr.	Commercial and Factory Bldgs. Brick and Steel	
	Brick	Frame		Brick and Concr.	Brick and Steel	Brick	Frame		Brick and Concr.	Brick and Steel
1925	118.6	118.4	116.3	118.1	114.4	91.0	86.5	99.5	102.1	98.0
1930	108.9	108.3	112.4	115.3	111.3	90.8	86.8	100.4	104.9	100.4
1935	95.1	90.1	104.1	108.3	105.4	89.5	84.5	96.4	103.7	99.7
1939	110.2	107.0	118.7	119.8	119.0	105.6	99.3	117.4	121.9	116.5
1940	112.6	110.1	119.3	120.3	119.4	106.4	101.2	116.3	120.1	115.5
1946	167.1	167.4	159.1	161.1	158.1	159.7	157.5	157.9	159.3	160.0
1947	202.4	203.8	183.9	184.2	184.0	193.1	191.6	183.7	186.8	186.9
1948	227.9	231.2	207.7	210.0	208.1	218.9	216.6	208.3	214.7	211.1
1949	221.4	220.7	212.8	215.7	213.6	213.0	207.1	214.0	219.8	216.1
1950	232.8	230.7	221.9	225.3	222.8	227.0	223.1	222.4	224.5	222.6
July 1951	251.6	247.3	240.3	243.2	240.7	245.7	240.2	240.3	244.1	244.2
Aug. 1951	251.3	246.9	240.2	243.2	240.6	245.7	240.2	240.3	244.1	244.2
Sept. 1951	253.5	249.5	241.4	243.8	241.4	248.1	243.0	242.0	244.9	245.4
Sept. 1951	% increase over 1939		103.4	103.5	102.9	% increase over 1939		106.1	100.9	110.6
	130.0	133.2				134.9	144.7			

The index numbers shown are for combined material and labor costs. The indexes for each separate type of construction relate to the United States average for 1926-29 for that particular type — considered 100.

Cost comparisons, as percentage differences for any particular type of construction, are possible between localities, or periods of time within the same city, by dividing the difference between the two index numbers by one of them; i.e.:

$$\begin{aligned} \text{index for city A} &= 110 \\ \text{index for city B} &= 95 \end{aligned}$$

(both indexes must be for the same type of construction).

Then: costs in A are approximately 16 per cent higher than in B.

$$\frac{110-95}{95} = 0.158$$

Conversely: costs in B are approximately 14 per cent lower than in A.

$$\frac{110-95}{110} = 0.136$$

Cost comparisons cannot be made between different types of construction because the index numbers for each type relate to a different U. S. average for 1926-29.

Material prices and wage rates used in the current indexes make no allowance for payments in excess of published list prices, thus indexes reflect minimum costs and not necessarily actual costs.

These index numbers will appear regularly on this page.



### Cleveland's Shaker Towers chooses MODINE

780 Modine Convectors provide individual room comfort for 92 suites. Architect: Joseph Ceruti. General Contractor: Roediger Construction Co. Heating Contractor: Spohn Heating & Ventilating Co.



*America's finest buildings  
use America's finest convectors*




Modine Convectors come in three distinctive enclosures—Type F (shown) for free-standing or recessed installation, Types W and S for wall-hanging.

Today, superior heating performance must be teamed with subtle styling and long-life construction. On all counts, Modine Convectors meet the most exacting professional standards. That's why more and more Modine Convectors are being specified by leading architects and engineers. For full information on heating at its finest, call your Modine representative. You'll find him listed in your classified phone book. Or write Modine Mfg. Co., 1510 DeKoven Avenue, Racine, Wisconsin.

**Modine** CONVECTORS

R-1134



## REQUIRED READING

### THE NEW AMERICAN CHURCH

*Planning and Building the Modern Church.* By William Ward Watkin. F. W. Dodge Corporation (New York, N. Y.), 1951. 9 by 12 in. 162 pp., illus. \$8.50.

REVIEWED BY WILLIAM H. LEACH\*

Even the casual reader of this volume is soon conscious of two significant facts. The first is that a new church has been developed in these United States. It is a church with a broad program of worship and education and a wise concept of public service. The second is that skilled architects have kept pace with the growth of the new church and are providing for its adequate housing. Sir Christopher Wren, in the days of his greatness, never dreamed of a church building necessary for the various activities of our modern day. Nor did Ralph Adams Cram, lamented former colleague of the author of the book, foresee the modern needs of electronic equipment and air conditioning which is becoming commonplace.

I think that this is of more than passing interest. Religion evidently thrives in the atmosphere of American democracy. This new church architecture is an American thing. Catholic, Protestant and Jewish churches all reveal the same tendency. It is quite possible that architecture will become the common denominator among the religious faiths in our country.

The above is the background for the

\*Editor, "Church Management," and author of "Protestant Church Building."

writing of this book. The author is the head of the Department of Architecture, Rice Institute, Houston, Texas. He has had a wide experience as a practicing architect. He is as anxious as are most of us to conserve the beauty of religious architecture of the past. But he is just as anxious to combine with the building for worship those facilities so necessary for the church of today.

The prime function of a church is to provide an opportunity for prayer and worship. For ages, churchmen and architects sought to find the combination of lines, materials and colors which would best serve this purpose. They acquired great skill and this we have inherited. The duty of the modern church architect, thinks author Watkin, is to conserve this contribution, but he points out that all change is not necessarily destructive. We build upon the past. In the worship unit of the new church goes the qualities which affect the human soul. Here materials, light, windows, music, aisles, sanctuaries, choirs and similar items play their part. The quality of worship must not be sacrificed.

But the modern church must provide for education. This means classrooms,

assembly rooms, chapels, audio visual aids, handiwork space and similar items. Next, the modern church plays — this means social rooms, recreational rooms, dining facilities, church parlors. The modern church also needs administration; this calls for the proper offices. And, because many people drive to the service, parking space has become a necessity.


Then there are the great overall engineering projects. These would include the heating, ventilation, air conditioning, lighting and electronic wiring and installations.

One by one all of these items are discussed, not as a yardstick guide but to give the architect or churchman reader a picture of what his new church should be.

I think that the author has done an admirable job in spreading his text over two fields. I can assure readers of the ARCHITECTURAL RECORD that churchmen will feel that he expresses their point of view when he writes on worship and educational facilities. I think, at the same time, that the position of the architect might be better appreciated if churchmen would read the book.


(Reviews continued on page 42)

*St. Peter's Church, St. Louis, Missouri. Joseph Murphy, architect. The west front is made entirely of glass, a daring example of modern church design*



# INSULATED METAL WALLS


for INDUSTRIAL and COMMERCIAL BUILDINGS  
ALUMINUM, STAINLESS or GALVANIZED STEEL



**FLUSH, RIBBED, or FLUTED**  
Over-all "U" Factor of Various Types is Equivalent to or Better than Conventional 16" Masonry Wall

Here is another complete industrial plant in which Mahon Insulated Metal Walls were employed to advantage . . . further evidence of the trend in design of modern industrial and commercial buildings. In this particular plant, all exterior wall surfaces, coping, flashing, etc., are Aluminum. Wall plates are one piece from top to bottom—no horizontal joints. Mahon Insulated Metal Walls, with an over-all "U" Factor equivalent to a conventional 16" masonry wall, are available in three distinct patterns shown at left. Walls of the "Field Constructed Type" may be erected up to 50 Ft. in height without horizontal joints. Mahon Prefabricated Insulated Metal Wall Panels, ready for rapid erection in the field, can be furnished in any length up to 30 Ft. These Mahon Insulated Metal Walls, together with a Mahon Steel Deck Roof, provide the ultimate in economy, permanence, and fire-safety in modern construction. See Sweet's Files for complete information including Specifications, or write for Catalog No. B-52-B.

**THE R. C. MAHON COMPANY**  
Detroit 34, Mich. • Chicago 4, Ill. • Representatives in Principal Cities  
Manufacturers of Insulated Metal Walls; Steel Deck for Roofs, Floors and Partitions; Rolling Steel Doors, Grilles, and Underwriters' Labeled Rolling Steel Doors and Fire Shutters.

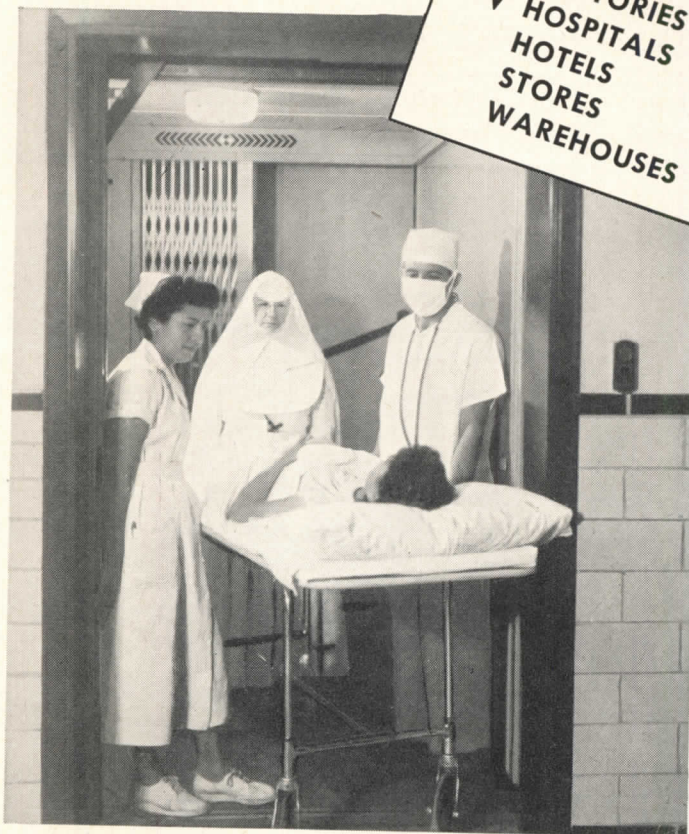


Mahon Insulated Metal Walls employed in construction of a new plant for Ford Motor Company in Cleveland, Ohio. F. A. Fairbrother and Geo. H. Miehs Architect-Engineer. Albert Kahn Associated Architects and Engineers, Inc., Consultants. H. K. Ferguson Company, General Contractors.

# MAHON

# Another Globe Elevator!

America's Most  
Economical Elevator  
to Install, Operate  
and Maintain for  
APARTMENTS  
✓ FACTORIES  
HOSPITALS  
HOTELS  
STORES  
WAREHOUSES




This roomy Globe Elevator, recently installed in St. Margaret's Mercy Hospital, Fredonia, Kansas, was selected for its quiet, dependable operation and economical installation.

Compare a Globe OiLIFT Elevator with a cable-type installation, and you will be surprised at the economies offered by Globe.

The Globe's ascent is powered by an oil operated cylinder. Descent is by gravity. The Globe OiLIFT Principle eliminates expensive penthouse construction and elaborate mechanisms. The result is a very appreciable saving in first cost and operation.

Globe's maintenance cost is so low, as compared with that of cable-types, that over a period of 20 years, the owner will more than save the original cost of his elevator.

*Globe elevators are custom-assembled to meet your specifications. Write today for our informative Bulletin AR-309 on passenger and freight elevators. It belongs in your files.*



# GLOBE

**OiLIFTS**



BY THE WORLD'S LARGEST  
MAKERS OF HYDRAULIC  
LIFTS, ELEVATORS AND  
AUTOMOTIVE HOISTS

**GLOBE HOIST COMPANY, 1000 E. Mermaid Lane, Philadelphia 18, Pa.**  
(Factories at Des Moines, Iowa & Philadelphia, Pa.)

## REQUIRED READING

(Reviews continued from page 40)

### ARCHITECT'S ANECDOTES

*Houses Have Funny Bones.* By Royal Barry Wills. With drawings by the author. The Bond Wheelwright Co. (145 East 63rd St., New York 21, N. Y.), 1951. 6 by 9 in., 180 pp., illus. \$3.00.

The profession of architecture, says Royal Barry Wills, has more facets than the Hope diamond. The architect must be all things to his client: designer, artist, planner and builder, and a dozen other things as well — including father confessor, legal adviser and baby-sitter — separately or in any combination. "He often feels like a pair of bloomers in a bargain basement," Mr. Wills concludes in his introduction to this collection of anecdotes drawn from his own experience.

The anecdotes make delightful reading, particularly so since they are illustrated with sly little sketches by the author. Many of them are character studies — like that called "Stigmatisms," which presents, complete with accent, the dumpling-shaped Swedish painter who sings "Yingle Bells" when he is happy and likes great piles of "yelly" sandwiches. Then there is Mr. Sanderson, the efficiency engineer who led Mr. Wills a merry chase through blackberry patches and ice-edged swamps on a property-inspection trip in mid-winter. At the end of the ordeal the winded architect asked when his client proposed to start construction. Said the efficiency expert, after careful figuring, "I want to settle all details carefully and give ample time. It is now December, 1946. I should say early in 1953 would be a good time — that is, of course, if prices are down thirty-seven and a half per cent, which I estimate is a fair mean." "I went to the car, weakly," Mr. Wills says, "and drove seventy-five miles home in the snow."


One of the highlights of the book is the tale called "Clients with Children," a hilarious account of what happened to Mr. Wills and his office when a young couple showed up with two very small and lively children in tow. Another is the almost incredible story of "Imposter Trouble," in which a tramp steals Mr. Wills' Presidential Medal and proceeds to make his way about the country impersonating the architect and passing bad checks in his name.

All in all this is a book which every architect (and probably his wife as well) will find completely delightful.

(Reviews continued on page 44)

House Beautiful's  
1951  
Pace Setter House

DOBBS FERRY, N. Y.  
JULIUS GREGORY, ARCHITECT



## Plywood Specified For Finest Construction


EACH YEAR *House Beautiful* builds a Pace Setter house which represents the ultimate in design, construction and use of materials. In the 1951 Pace Setter, Douglas fir plywood plays a major role.

Durable Exterior plywood creates the weather-wise board and batten siding . . . the smooth, flush soffits and breezeway ceilings.

For the important structural parts of the house, PlyScord was specified for strong, rigid wall sheathing . . . for roof decking . . . for firm, solid panel backing.

*It's the finest construction money can buy—bar none!*

®PlyScord is a registered grade-trademark identifying the sheathing grade of Interior-type plywood inspected by Douglas Fir Plywood Association (DFPA).



### IDEA BOOKLET FOR YOU!

Now available is a special 12-page, full-color booklet "Ideas From The Pace Setter House." Ideal to help your clients crystallize their plans. For free copy write (USA only) Douglas Fir Plywood Association, Tacoma, Washington.

**Five Pace-Setting Plywood Features Point the Way to Quality Construction**

- 1. PANEL BACKING.** PlyScord provides solid backing for paneling. Gives extra stiffness and strength needed to keep thinner, more expensive decorative paneling firm, rigid and flat. Permits freedom in arrangement of finish paneling.
- 2. ROOF SHEATHING.** PlyScord roof deck was used for both sloping, shingled roof and flat, built-up roofs. Stronger yet lighter than conventional decking, PlyScord speeds construction, resists swelling and shrinking.
- 3. WALL SHEATHING.** PlyScord is twice as strong and rigid as diagonal sheathing. Insulates. Protects against drafts. Speeds construction by over 25%.
- 4. EXTERIOR SIDING.** Exterior plywood siding adds youthful richness. Will not puncture, sag or split. Bonded with waterproof adhesives, it lasts a house-time!
- 5. SOFFITS AND BREEZEWAY CEILINGS.** Smooth, flat panels form texture contrast with siding. Unbroken by detracting lines and joints, plywood is ideal for gable ends, trim.

LARGE, LIGHT  
STRONG PANELS  
OF REAL WOOD




**Douglas Fir  
Plywood**

AMERICA'S BUSIEST BUILDING MATERIAL

For Beautiful Interiors  
That Time Can't Mar  
Architects Are  
SPECIFYING  
**PERMACLAD**  
STAINLESS CLAD STEEL

10% STAINLESS STEEL  
90% MILD CARBON STEEL



Interiors of all types are given corrosion resistant beauty for life when designed around PERMACLAD

### Corrosion Resistant! Easily Formed!

PERMACLAD Stainless Clad Steel makes it possible for Architects, Designers and Builders to design beautiful interiors that will retain their beauty unmarred by corrosion for life. PERMACLAD is Stainless Steel (10% or 20% but can be varied to meet design requirements) inseparably welded to mild carbon steel. It provides corrosion resistance where corrosion resistance is needed at low cost. By specifying PERMACLAD you can improve interior designs with a minimum consumption of critically short materials. Get complete information about PERMACLAD now. Write for our data filled folder D-88.



Scrap is a vital necessity to keep America's steel mills operating at capacity. Cooperate! Sell your scrap now.

Improve Design at Low Cost  
by Specifying PERMACLAD

**PERMACLAD**  
STAINLESS CLAD STEEL  
**ALAN WOOD STEEL COMPANY**  
CONSHOHOCKEN, PA.

125 Years of Iron and Steel Making Experience



Other Products: A. W. ALGRIP Abrasive Floor Plate • A. W. SUPER-DIAMOND Floor Plate • Plates • Sheets • Strip • (Alloy and Special Grades)

## REQUIRED READING

(Reviews continued from page 42)

### THE CRYSTAL PALACE

High Victorian Design. By Nikolaus Pevsner. Architectural Press, London. 7½ by 5 in. 162 pp., illus. 12s 6d.

In this scholarly study Dr. Pevsner analyzes mid-Victorian taste in terms of the social, moral and esthetic attitudes of the time, and arrives at some penetrating conclusions. The period from 1840 to 1860 and 1870 in England was one of economic abundance and a general sense of well being. It was this atmosphere of prosperity and self confidence, Dr. Pevsner says, that inspired designers to go in for curves, decoration all over all available surfaces, and top heaviness.

The book is amply illustrated with drawings of exhibits that were shown at the Crystal Palace in London in 1851 — machinery, furnishings, and sculpture. Each piece is discussed in relation to the whole of mid-Victorian design. A typical example is an easy chair made of papier mache and called *The Daydreamer*. The description of this chair given in the catalog of the Crystal Palace gives an idea of what the author means when he says that designers of the time took "delight in abundant protuberances": "The chair is decorated at the top with two winged thoughts — the one with bird-like pinions, and crowned with roses, the other with leather bat-like wings — unpleasant and troubled ones. Behind is displayed Hope, under the figure of the rising sun. The twisted supports of the back are ornamented with poppy, heartsease, convolvulus and snowdrop, all emblematic of the subject. . . ."

Dr. Pevsner also discusses the views on design of such leading critics of the period as Ruskin and Pugin.

In all, the book is both entertaining and informative.

### DESIGN OF WARM AIR HEATING

Warm Air Heating Library. National Warm Air Heating and Air Conditioning Association. 9½ by 11½ in. 243 pp., illus. \$4.80.


Here under one cover are nine manuals, work sheets for heat loss calculations and selection of equipment, and supplementary pamphlets on specific phases and problems of warm air heating. Based on many years of laboratory in-

(Reviews continued on page 46)


A fan  
for every need

from  
**HERMAN NELSON**


Direct Drive Unit Blowers are available in 11 models. Wheel size from 6" to 11". Choice of speeds available in each size. These units may be mounted on floor, wall or ceiling.



Belt Drive Propeller Fan. These versatile units deliver maximum amount of air effectively . . . quietly. Operate horizontally or vertically. Wheel diameters from 24" to 54". Capacities up to 36,000 c.f.m.



Centrifugal Fans for every Class I or Class II use. Equipped with statically and dynamically balanced air wheels of most advanced design. More than a hundred sizes and speeds. Extra quiet in operation.



### ACCESSORIES

All Herman Nelson Centrifugal Fans and Unit Blowers are available for any discharge and rotation. Weather-proof covers, vibration dampeners, access doors, drain connections, inlet screens, inlet vane control, outlet dampeners and acid resistant finish available.



Write for detailed information about any type Herman Nelson Fan to Dept. AR-12.



**HERMAN NELSON**

Division of AMERICAN AIR FILTER COMPANY, INC.  
MOLINE, ILLINOIS



*A fan*

*for every need*


...FROM

# HERMAN NELSON

Here is the most diversified line of packaged centrifugal fans available. There are 103 models with capacities from 360 to 18,300 c.f.m. There are direct drive, belt drive, slow speed and non-overloading types, each carefully designed to do a specific job well. More and more architects, engineers and contractors are specifying and installing Herman Nelson Unit Blowers for the wide range of

models insures a unit of the exact capacity needed. Herman Nelson Unit Blowers are compact, easy to install and have inherent ability to deliver or exhaust large quantities of air efficiently.

Herman Nelson Unit Blowers pace the field because constant engineering development and research has resulted in functional, highly efficient units—the result of 45 years of experience in the production of heating and ventilating equipment.



**You can judge a unit blower by its fan wheel**

The heart of every unit blower is its fan wheel and here is where Herman Nelson superior engineering shows up. All the latest findings of aerodynamic science are put to work in the design of these fan wheels.

Every fan wheel installed in Herman Nelson Unit Blowers is statically and dynamically balanced before assembly. After assembly, the entire unit is carefully tested at the speed it is to operate within the system. It is also tested at maximum recommended speeds.



# HERMAN NELSON

Division of AMERICAN AIR FILTER COMPANY, INC.  
MOLINE, ILLINOIS

**New!**

# IT'S GRANCO STEEL ROOF DECK

## ROTARY-PRESS FORMED SHEETS

Uniform-pattern

## WIDE COVER WIDTH

Reduced number of side laps

Material economy

Greater resistance to concentrated loads

## MOST EFFECTIVE SHAPE

(relationship between rib and flat)

Greater Stiffness

High Strength

Deep Ribs ( $1\frac{5}{8}$ "

(the same thickness as a 2" x 4" giving maximum flexibility for architectural design)

## ATTRACTIVE DURABLE FINISH

Alkyd resin paint

Rust inhibitive

Autumn brown color

Striking panel effect for ceilings

## QUICK TO ERECT

Correct shape for fast laying

35 sq. ft. covered per sheet placed

Side lap adjustment eliminates "sheet crawl"



**DESCRIPTION**—Granco Steel Roof Deck has longitudinal ribs  $1\frac{5}{8}$ " deep spaced on  $5\frac{3}{4}$ " centers and is available in 18, 20 or 22 gage. The ribs are flared at one end permitting proper nesting at end laps. Granco Steel Roof Deck has a wide cover width of  $28\frac{3}{4}$ " with a maximum sheet length of 14' 4". Positive attachment obtained by welding.

**WRITE FOR FREE BOOKLET**

Gives description, physical properties, complete loading tables and suggested specifications for Granco Steel Roof Deck. Request booklet No. BDr-511:



## GRANCO STEEL PRODUCTS COMPANY

GRANITE CITY, ILL.

A Subsidiary of  
**GRANITE CITY  
STEEL CO.**

## REQUIRED READING

(Reviews continued from page 44)

Investigation at the University of Illinois combined with extensive field research, these manuals give architects design and installation data on the latest developments such as warm air perimeter, continuous air circulation and ceiling panel systems. Until recently the "Library" was circulated mainly to heating contractors, but is now being directed to the architect with the thought that he can use the manuals in designing some systems and to check the specifications of heating contractors in others.

## BOOKS RECEIVED

*An Approach to Design.* By Norman T. Newton. Addison-Wesley Press, Inc., Cambridge — Introductory lectures, given at the Harvard Graduate School of Design to first-year students in architecture, landscape architecture, and city planning, which point up the interrelationship between design and the broader aspects of modern living.

*Church Maintenance Manual.* By Roger C. Whitman. Doubleday & Company, Inc., Garden City — A comprehensive manual on the care of church buildings, equipment, and grounds.

*Anatomy for Interior Designers and How to Talk to a Client.* Whitney Publications, Inc., New York — Second and extended edition of lively tips to interior designers. Illustrations.

*45 Contemporary Mexican Artists.* By Virginia Stewart. Stanford University Press, Stanford — Informal profiles of the artists at home and at work and excellent reproductions, in black and white and pottery brown, of their work.

*1951 Modern Plastics Encyclopedia and Engineer's Handbook.* Tells in detail last year's developments in plastic materials, applications, machinery, engineering and techniques. A special section covers "plastics in defense." Removable for handy reference is a plastics properties chart. Technical sections will appeal mainly to the engineer.






FINE ARTS BUILDING, MARYVILLE COLLEGE

*Maryville, Tennessee*


*Schweikher & Elting, Architects*




Joseph W. Möllitor Photos

MARYVILLE FINE ARTS BUILDING

Joseph W. Molitor Photos






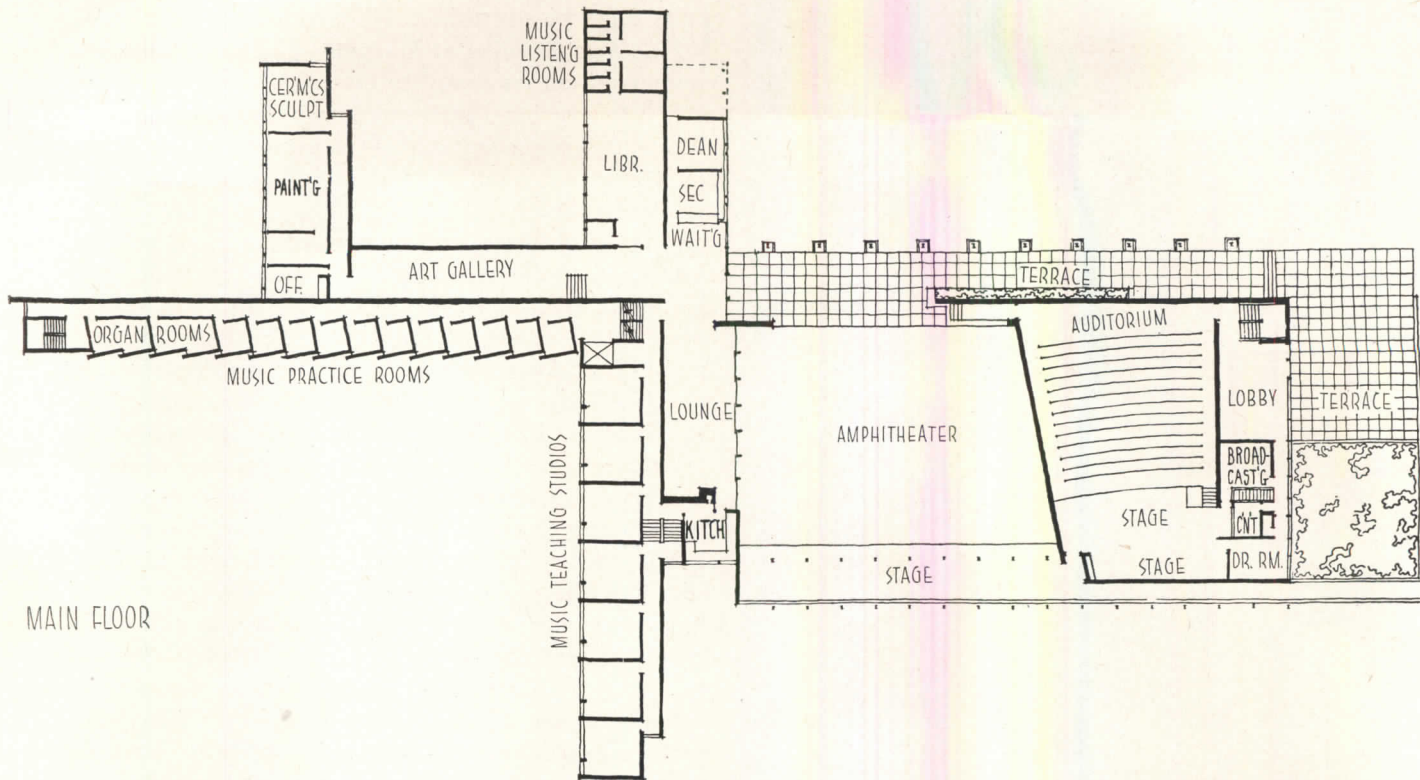
IT IS HARD TO DECIDE, in telling the story of the new Fine Arts Building at Maryville College, whether to concentrate on its complete integrity, on its close approach to functional perfection, or on the romantic revolution it has precipitated on a campus which is extremely pleasant but not otherwise too distinguished architecturally.

Maryville College has always been a small institution. It has a long, honorable, quite liberal history, starting in 1802 when the Rev. Issac Anderson established Union Academy, known as "The Log College." In 1819 Rev. Anderson's efforts caused the Presbyterian Synod of Tennessee to found The Southern and Western Theological Seminary. Later, college and preparatory departments were added; the name was changed to Maryville College; the theological department was discontinued; and, during the Civil War, the college closed. Shortly afterward it reopened, and in 1871 moved to the present campus, a rolling eminence on the eastern edge of Maryville, Tennessee, to remove it definitely from the physical restrictions of its former site inside the then sleepy small town in the western foothills of the Great Smokies. Today Maryville's houses crowd up to the campus; commercial development is reaching out along the highway north of the college hill, toward Knoxville, the TVA, and vast aluminum plants not far away.

*The College's music courses have a high reputation. The many practice rooms (above) are sound-treated. Below: auditorium lobby at left, elevated classroom wing in center, library and administration at right. Structure — of brick, concrete, rough-sawn natural redwood, and steel — is intentionally displayed. Top, facing page: library wing at left; painting, sculpture in center; music practice wing at right*



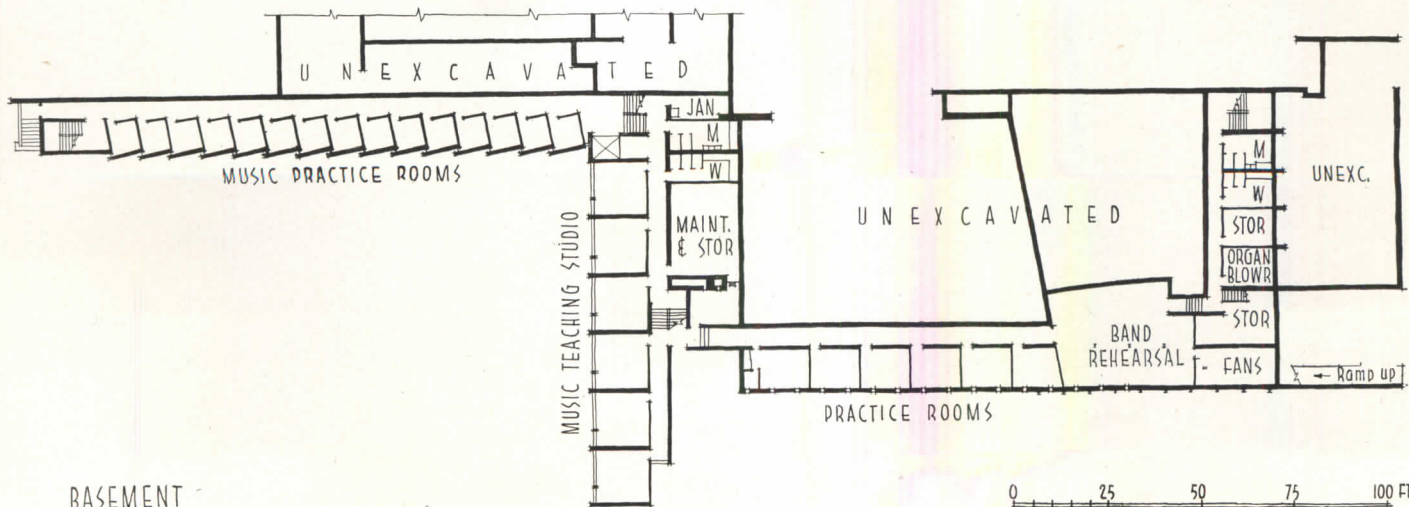
MARYVILLE FINE ARTS BUILDING



MAIN FLOOR





For ten years prior to World War II, Maryville's total student enrolment averaged 816; after the war this rose briefly to over 900. Since a principal aim is to provide college educations for young men and women of small means, the institution's income has had to come largely from substantial endowments. These were not always sufficient; the administration building, just out of the adjoining aerial view, was built of bricks from clay dug, mixed and burned by students one summer years ago. Other buildings on the campus are brick or wood, of an architectural derivation approximately Georgian. When the college chapel, in whose basement music and art classes had been conducted, burned down, funds were obtained to build the Fine Arts Department its own new building. Maryville's graduates (about 50 per cent teachers, one-sixth ministers, the remainder mostly professional) need music and art training; about two-thirds of the students take music courses, and the college choir makes extensive trips.





BASEMENT

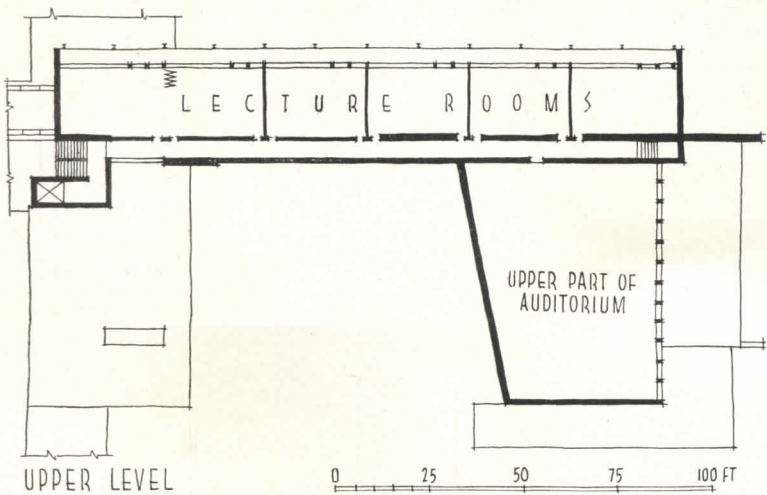
Center, below: west side. Behind auditorium is a partially covered passage for rolling pianos directly from street to outdoor or indoor stage. Pattern formed by exposed vertical steel is picked up by slit windows of basement practice and rehearsal rooms. Bottom: music practice wing also has slit windows; the saw-tooth wall faces these completely away from the college campus, practically eliminating noise interference with other activities




Joseph W. Molitor Photos




Lecture rooms as such are few in number; not that they are unimportant, but the pursuit of music, painting and sculpture requires more spaces for individual and group study and practice. The building is distinctly departmentalized yet quite simple to administer, which is a result of what might be called *three-dimensional planning*. Another result is the close relation of the building to the sloping site, which makes conventional foundation planting unnecessary. Auditorium, amphitheatre and lounge (see page 104) lie to the south toward the heart of the campus and convenient to an entrance from the town. Each of the other types of activity has its own wing, extensible independently if needed, with circulation fanning out from the waiting room next to the office.




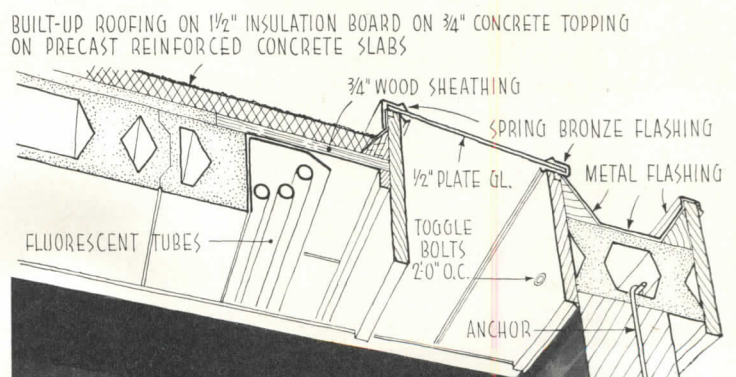
Above, the elevated lecture room wing; exterior at top, typical interior at center, plan at bottom. At right, outdoor amphitheater






Art gallery, accessible immediately from lounge and student entrance, is also the passage to painting and sculpture wing. Gates — which were not built as designed and are to be replaced — shut off entire wing. Natural and artificial light come from virtually the same source (see below)


Materials used in construction are conventional: local brick, redwood, steel, concrete slab for floors on grade, and a type of precast concrete slab, also locally made, for upper floors and roofs. However, the materials are used directly and exploited fully without regard for convention as such. This was not done wholly to stretch the building dollar, although certain economies did ensue. There was also a strong desire to produce a building which would have at least as much architectural and structural integrity as, for instance, a musical composition. The grace notes and arpeggios were not to be ignored, but they could not be mere embellishments. Consequently the brick and concrete are exposed, the steel is visible, the glass walls are all glass, and against these the piping, radiation, conduit and electrical fixtures are consciously and gracefully composed. Only in one spot, and there for a reason, is the structure concealed. The west wall of the lecture room wing hides a truss, spanning from auditorium to studio block, into which the exposed rigid steel frames are tied. If it had been visible, this truss would have been nearly impossible to waterproof.



MARYVILLE FINE ARTS BUILDING




Above, view from north; only from camera position can one hear noises emanating from practice room wing in foreground; painting and sculpture wing are at left, teaching studios at right. Photo at right: painting studio has all-glass north wall. This wing can be expanded independently of rest of building if need arises. Below, stair hall, corridor to practice rooms. Elevator for moving pianos stops at five levels, so pianos need never be manhandled vertically



Ground-level entrance to teaching studios, rehearsal rooms, maintenance areas








Joseph W. Molitor Photos

To repeat, no conventional finishing materials are used in the building. The only place where plaster appears is in the individual practice rooms which comprise the entire two-story north wing; here acoustical plaster is used on two walls and ceiling of each cubicle. The large lecture room serves occasionally for choir rehearsals; it contains no applied acoustical materials, and to hear a large, mixed choir in it is most exhilarating. The music achieves unbelievable profundities and attenuations with no loss of definition; it is music produced in a space whose resonance, reverberation, and natural absorptive qualities enhance natural sound. One can imagine students trying vainly to recapture a harmony in less happy surroundings.



The building does other things to students, and to faculty as well. It has shortcomings (the local bricklayers had little understanding that their work was to endure naked; some space was sacrificed in the painting and sculpture department; it took time to balance the heating system; etc.), but these are all minor, or easily remedied, or resulted from decisions undertaken with full knowledge. In the main, Maryville's Fine Arts Building provides spaces which function exactly as they were intended to, spaces clothed wholesomely and naturally by materials whose solidity or transparency at the point of use seems entirely appropriate. These qualities of honesty and fitness have vastly stimulated the entire college.

*Below, left, teaching studio. Right, interior of auditorium, intended primarily for musical events. Organ, when installed, will be at rear of stage with speaking pipes of one or more voices exposed*

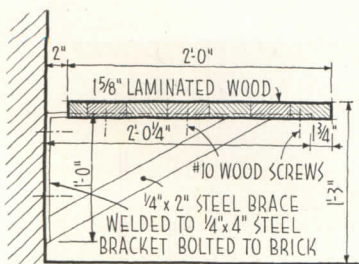




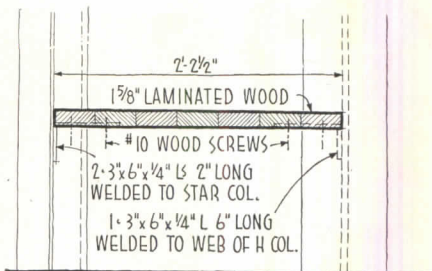
Joseph W. Molitor Photos



**BUILT-IN BENCHES**



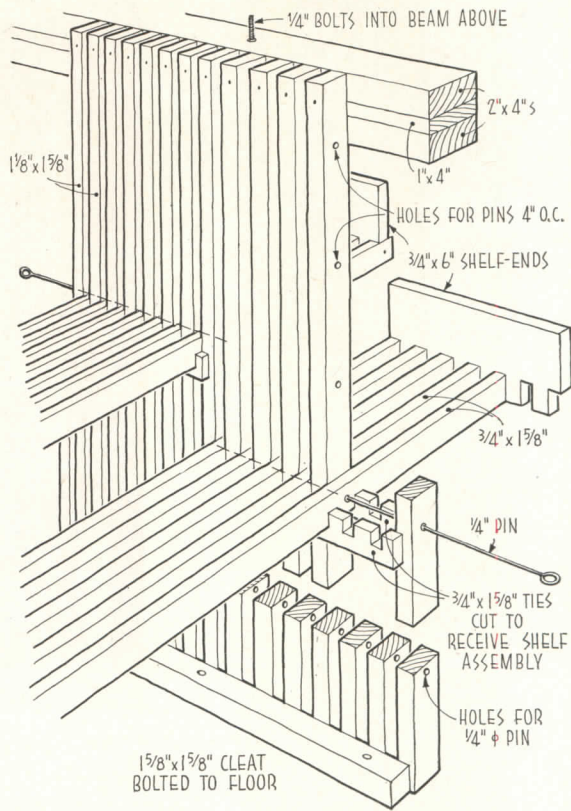
SECTION




SECTION




Above, left, auditorium entrance lobby; right, student entrance and waiting space adjoining office. Even in these more formal parts of the building the structure is almost completely exposed; so are mechanical and electrical systems. Heating is 2-pipe hot water, zoned, supplied from the College's central boiler plant




Two photographs above: library, exterior and interior. Book shelving, of naturally finished birch strips, is in effect hung from the continuous wood member bolted to bottom flanges of exposed steel ceiling beams. Adjustable shelves are secured by long, removable, metal pins. Photograph below: lounge, overlooking the outdoor amphitheater





Joseph W. Molitor Photos



*Classroom unit (exterior above, typical interior below) is designed with something of the finesse required in violin making. For instance the rigid steel frames consist of standard structural shapes mitered and welded at corners. To obtain perfect continuity of line meant that welding had to be a precise operation. Though it was admittedly hard to get "finish craftsmanship" from welding crews, the desired results were achieved without undue difficulty*



*John T. Jacobsen and  
Victor N. Jones & Associates  
Architects*




## LONG-RANGE PLAN FOR A PRIVATE SCHOOL

*The Helen Bush-Parkside School  
Seattle, Washington*

FROM BASIC PLANS prepared in 1936, this informal, simply designed school is being constructed in successive stages as needs increase and funds become available. The building combines the Helen Bush School for Girls, which has classes in junior high and high school grades, and the Parkside School, which is coeducational and has classes through the sixth grade. The total enrollment is about 300; classes are selective and limited in size.


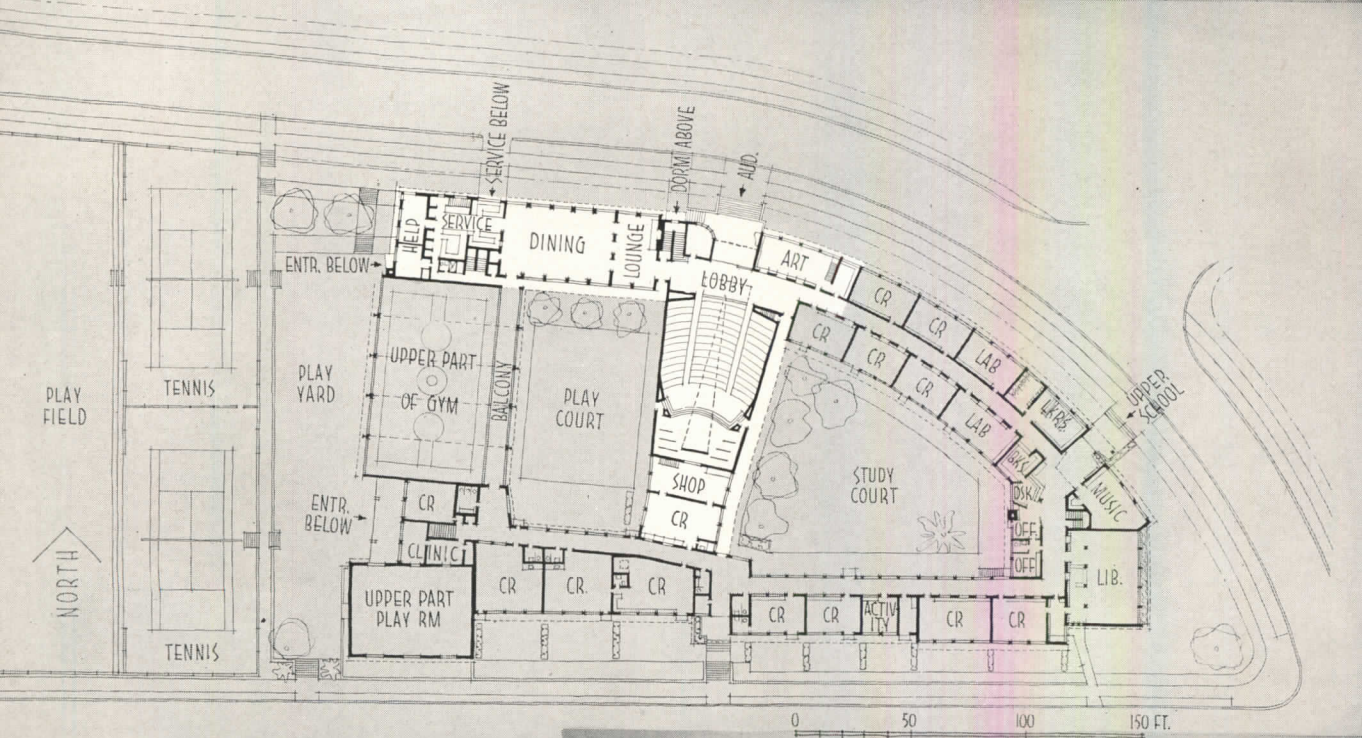

The original scheme has been generally adhered to through the years, with changes only in detailing. That the results are as fresh and valid today as fifteen years ago is due principally to the early adoption of modular planning and the conception that school design should be unobtrusive, in human scale, and directly expressive of materials and structure.



*The large window-wall of the library dominates the curving north facade of the high school. Vertical cedar siding is painted cream with touch of greenish yellow, trim is rust color. Lobby has same colors*

Dearborn-Massar Photos

Final plan and original model of school are shown below center. White portion has not yet been constructed. Pleasant interior courts are used to obtain maximum use of restricted site





Interiors are furnished in simple, home-like manner, as in principal's office (right); all were designed by Mary Bassetti. The office opens off upper school lobby (top)




PRIVATE SCHOOL

Gymnasium ▶



The latest construction on the school, named for the late Mrs. Helen Bush who initiated the program, includes the upper school rooms, library and gymnasium shown on these pages. Economy was a prime consideration in construction. Foundations and floors are concrete on grade, and all framing and siding is wood except that continuous steel frames span the gymnasium. Roofing is built-up tar and gravel. Jack Morse, Architect, helped supervise recent construction; Mrs. Eunice Curtis designed the landscaping. Mrs. Marjorie Liven-good heads the school at present.




Dearborn-Massar Photos

Library ▶



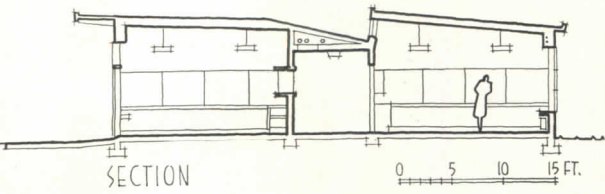
The large area of the gymnasium (above) is spanned by tapering, continuous steel frames, left exposed on both interior and exterior. Space under balcony will be connecting passage to future wing




Library (above and right) is well lighted, quiet, doubles as study hall. Showcase window (left) helps minimize disturbance from visitors. Continuous radiators under windows reduce drafts



PRIVATE SCHOOL



Clerestory permits bilateral lighting in many of classrooms (section above). Right: typical lab



Dearborn-Massar Photos






## RESIDENCE OF MR. AND MRS. FRANK McCAULEY



*House is set well back from street, with main entrance shielded by garage. Main entrance (right) is unusually effective with large side panels of diffusing glass*






*Bel Air, California*

*Arthur B. Gallion, Architect*

*Calvin C. Straub in Charge  
of Design and Construction*



Robert C. Cleveland Photos

THE OWNERS OF THIS HOUSE are a young couple with two small children and an awareness of the future needs of those children. Their principal requirements were ample space for informal entertaining, a protected play area for the children, and a large nursery which could be converted easily to two separate bedrooms when the youngsters pass the nursery age.


The house was planned to make the best of a difficult site — a flat bench of land bulldozed out of the foothills in western Los Angeles. A magnificent view of the mountains and the city, a strong prevailing west wind, and the problem of the area's occasional raw cold were

the main factors to be considered. Hence the almost solid expanse of glass at the rear, facing the view, and the more closed-in front.

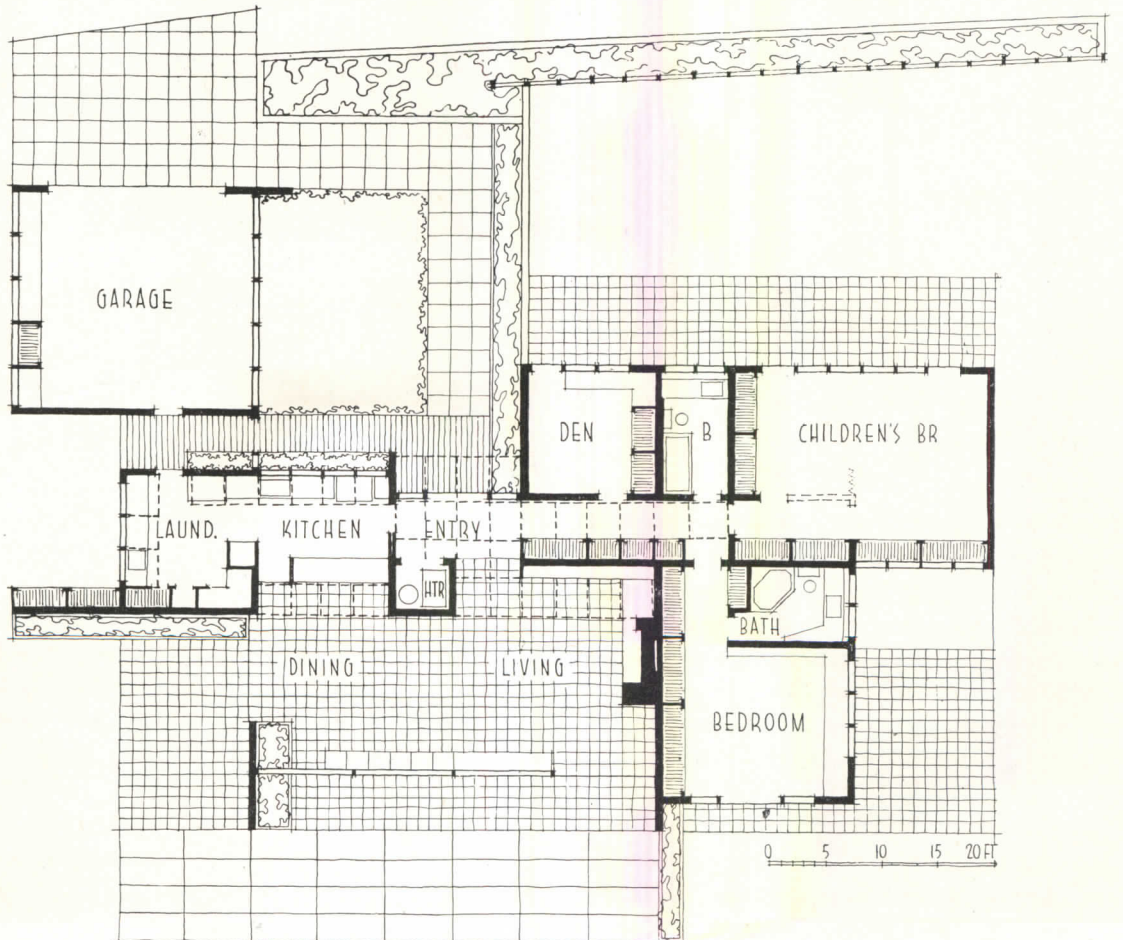
Of particular interest is the remarkable amount of storage space provided in every part of the house (pp. 122-123). Also noteworthy are the interesting roof-line, the exposed rafters, and the use of cross-ribbed diffusing glass in ceilings. Both exterior and interior walls are vertical redwood siding, stained. Floors are concrete slab and gray slate.

Mr. McCauley, a contractor, personally selected all equipment for the house.

MC CAULEY HOUSE




Living and dining areas are separated by a storage cabinet which is movable to allow for large-scale entertaining; dining area opens to a covered terrace and garden. Plan (below) shows care with which home was designed around family's changing needs: as children grow older, nursery can be divided into two bedrooms; meanwhile their play area can be supervised from guest room-den near front entrance






*Living-dining area is one large open space, saved from being overwhelming by the introduction of a translucent plane beneath the clerestory windows. Clerestory lighting and glass ceilings and soffits, used here experimentally, have proved to be most satisfactory although quite expensive. Master bedroom (below) opens to north-east, will be more secluded when landscaping is complete.*



Robert C. Cleveland Photos


MC CAULEY HOUSE

*Storage Facilities  
Unusually Generous*



Most noteworthy feature of this house is the unusual amount of built-in storage space. The hall (left) leading to the nursery and master bedroom is lined along one full side with closets for coats, linen, etc. Nursery (above) has a whole wall of built-in cabinets for clothing and toy storage; there are two wardrobes, so placed that each room will have one when the nursery is divided into two bedrooms.





Robert C. Cleveland Photos

The master bedroom (above, right) has two cedar-lined wardrobes, meticulously planned to provide a space for everything. Kitchen (below and opposite) not only has innumerable built-in shelves and cabinets but boasts a highly unusual pantry shelf department adjacent to the ovens. (The ovens seem rather far from the nearest work surface, incidentally.) Even the garage has a storage room



# AN ECONOMICAL




*Peachtree — Seventh Building, Atlanta, Georgia*  
*Alexander & Rothschild, Architects*

*W. H. Armstrong, Structural Engineer*

*Newcomb & Boyd, Mechanical Engineers*

*Charles R. Massell, Contractor*

*Harold N. Cooledge, Jr., Landscape Designer*





# OFFICE BUILDING FOR GOVERNMENT TENANCY

**D**ESIGNED to house offices of the Federal government, this building represents construction economy to an unusually high degree. Though it is fully air conditioned, it was built by private enterprise and rented to the government for the remarkably low figure of \$1.52 per sq ft.

Federal government offices in Atlanta, as in many another city, were bursting out of many scattered quarters, until efficient operations were not possible. The government approached the builder, Ben J. Massell,


Slab band reinforced concrete construction was used, with joists and beams of the same depth, permitting uninterrupted runs of ducts and piping.

The air conditioning contract was awarded at a cost of 83¢ per sq ft of conditioned area, plus 13¢ for heating, for the almost unbelievably low total of 96¢ a sq ft for heating and air conditioning. Similarly other elements were worked down in a constant search for economies, in a manner that should give some small solace to taxpayers.



Joseph Molitor Photos

*Economy note: the contractor feels that the concrete sunshades more than paid for themselves as scaffolding, in addition to the considerable operational savings in air conditioning load*




with the proposal that he undertake to bring the various offices together in one large building, for a rental specified by Congress. The project grew until the building has 42,000 sq ft per floor for a total rentable area of 370,000 sq ft.

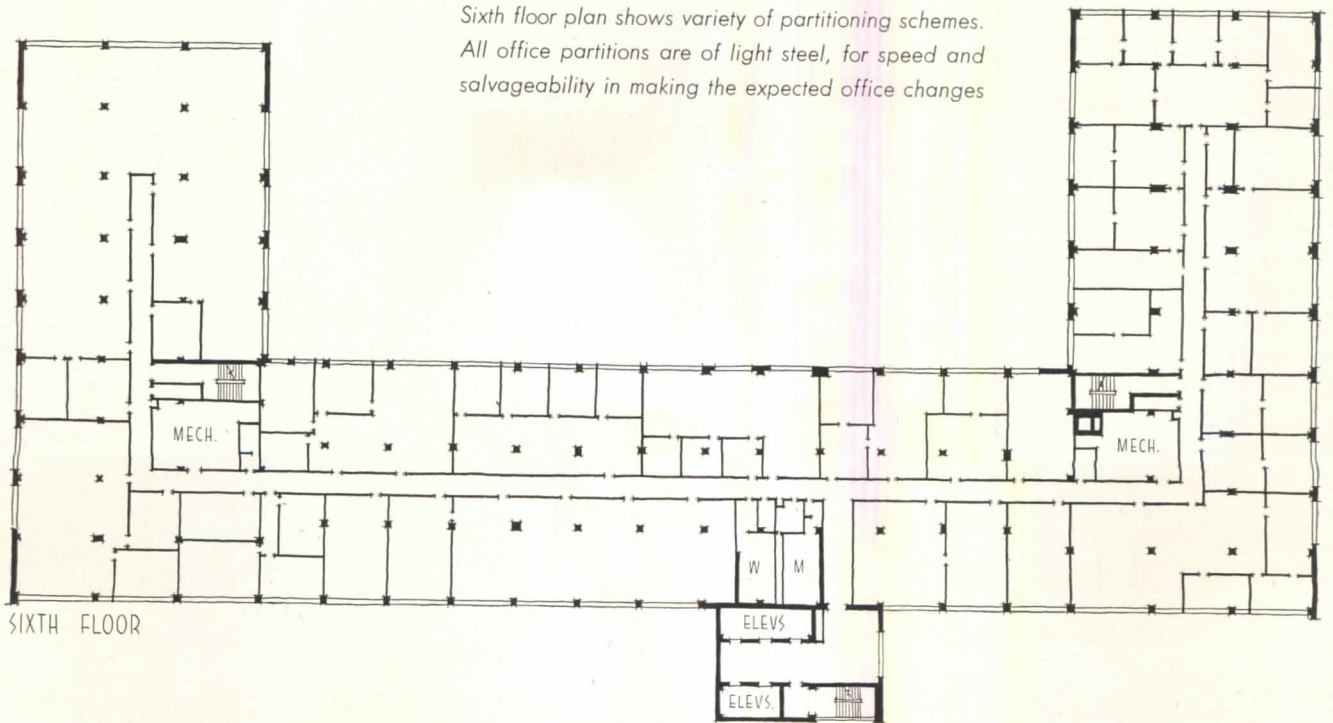
One major economy came through the development of deep areas. The typical section measures 72 ft, giving offices almost 32 ft deep. This depth, while normally considered excessive in a rental building, is well suited to large government offices, particularly in an air conditioned building. Moreover, if shallow offices are desired, the 72-ft width permits two corridors with open offices between.

A projected elevator and stair tower also contributed to the economy of the scheme; it permitted uninterrupted typical framing throughout the central section.

Right: elevator lobby on first floor.  
 Below: main entrance lobby is quite  
 inexpensively finished, but has the  
 graciousness of unusual spaciousness


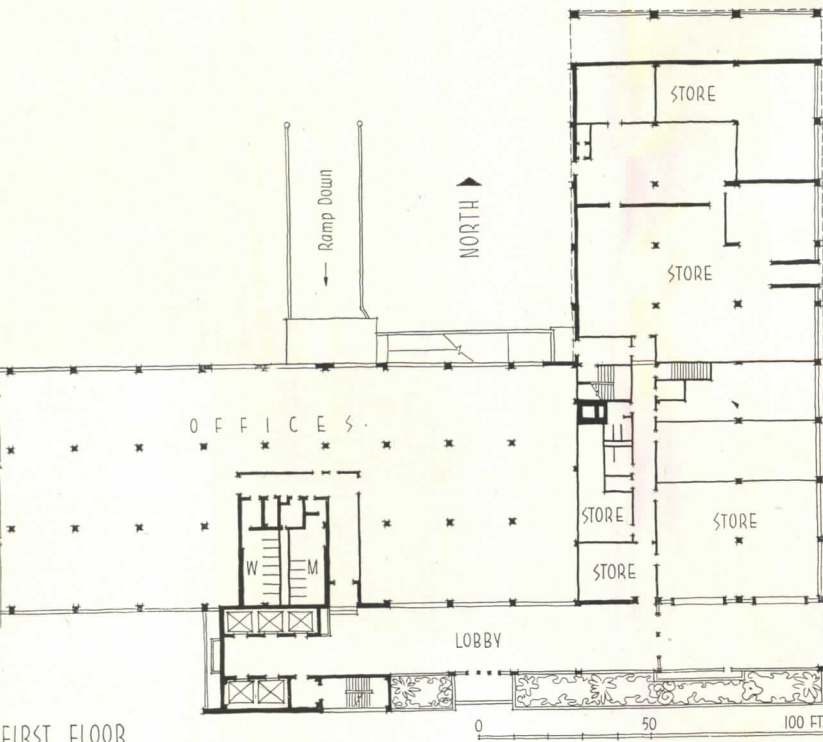


Sixth floor plan shows variety of partitioning schemes.  
 All office partitions are of light steel, for speed and  
 salvageability in making the expected office changes





Left: elevator lobby on upper floor.  
 Below: typical government office is large open space. Ducts are run exposed for economy; suspended acoustic ceilings



# FACTORY FOR CLARK EQUIPMENT COMPANY



*Albert Kahn Associated Architects and Engineers*



Al Salter Photos



## JACKSON, MICHIGAN



*Two-story office building is attached to front of factory building. One-story projection in foreground, with full glass walls, is employees' cafeteria of 7000 sq ft area*

AS AMERICA once more expands its already fantastic productive capacity, new factories seem to go up so fast that it all seems remarkably easy, and one plant seems much like another. On closer inspection, however, it begins to appear that each new crop shows improved design, closer design integration, in a gradual process of refinement. In other words, factories go through the same evolution as the improving products of the factories.

From the standpoint of appearance, the refinement process appears entirely natural. It is pretty generally true that factories have taken on a directness of expression that seems to fit in forthright fashion, without disguise but with a new feeling of dignity and purpose. If it all looks easy, it might be considered that virtue always looks simpler to achieve than it is.

Inside the plant the same process of development has gone forward, but perhaps with less lyrical attention to expression and more to function. Here factory design gives more attention to welfare and comfort and efficiency of workers, to effectiveness of layout and materials handling, to facilities for power and light and transportation.


This new plant for the Clark Equipment Company is fully representative of the modern factory in all respects, and warrants a fairly detailed description of its interior facilities.

The plant is located on a large tract of land southeast of Jackson, Michigan, along the Michigan Central Railroad, and is expected eventually to provide employment for 3000 workers. The project consists of (1) a one-story manufacturing building; (2) a two-story office building connected to the east end of the manufacturing building; (3) the boiler house at the rear of the plant, and (4) plant service facilities including substation, water tower, pump house and tank farm. The employees' parking lot is located along the south side of the plant.

The manufacturing building is 815 ft long and 522 ft wide, covering a floor area of 425,125 sq ft. The column spacing in this area is 40 ft by 60 ft, and the clear height under the bottom chord of the steel trusses is 16 ft. The frame is of steel; the enclosing walls are of brick and steel sash, and the roof is cement tile with 1½ in. of insulation and built-up roofing.

The office building has a floor area of 42,600 sq ft including first and second floors, and is located 225 ft back from the roadway, allowing for a deep lawn and landscaping. The first floor of this building houses the general offices, process engineering and plant layout, accounting, the personnel office, hospital, cafeteria and kitchen. The second floor contains the executive offices, sales and general offices, product engineering, purchasing and production control, and conference rooms.

At present the 7000 sq ft dining area of the cafeteria provides seating capacity for approximately 600 persons at one time and is equipped with two counters, both used for serving. Provision is made for the installation of an additional cafeteria counter if and when it is re-



*Hydraulic leveling devices at truck dock*



*Employees' cafeteria*

quired to meet the needs of an expanded labor force.

The frame of the office building is of concrete construction, and the exterior walls are brick and stone. Inside walls in the office area are of tile and plaster; in the cafeteria, kitchen, hospital, toilets and locker rooms the walls are of glazed hollow tile. The floor of the building is of cement, monolithically finished. The finish floor generally is asphalt tile; in the hospital area, cafeteria and toilet rooms the floor is terrazzo, and in the kitchen quarry tile. The ceiling throughout is acoustic tile suspended from the concrete floor slab. The interior partitions are of metal and glass.

The entrance lobby of the office building has glazed tile wainscoting with photo murals above extending to the ceiling line on two sides. The exterior wall and entrance vestibule are of aluminum frame with large plate glass panels.

The walls of the office generally are painted a light gray-green with the sash and doors in a slightly darker tone and black base. The window stools are dark cedar Tennessee marble. The ceilings are slightly off-white, and the asphalt tile floor is marblelite, dark brown in color.

Walls and columns in the factory area of the manufacturing building are painted with a dado 6 ft high of dark green, and a very light green above, including all exposed steel surfaces.

The employees' entrance is located at the south side of the factory building easily accessible from the parking lot. The locker and washrooms are located at both sides of the entrance corridor; shower rooms and toilets are also provided in this area. Four raised toilets, conveniently located, have been installed in the manufacturing building.


For receiving of materials and the shipping of the finished products by truck, three truck wells have been provided and a railroad dock located at the northwest corner of the building. Hydraulic leveling sections in the

dock at the truck wells are provided to compensate for differences in level between the floors of trucks and the dock. The truck wells are completely enclosed, eliminating drafts from open doors in cold weather. Since most of the materials are transported by truck, ample concrete roads have been built along the south and west sides of the plant.

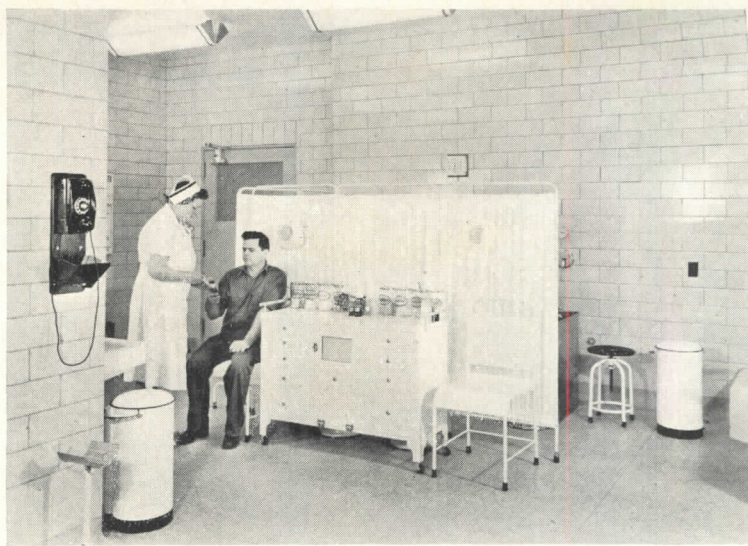
All sanitary sewage runs to a central pumping station where it passes through communitors (rotating screens) before it is allowed to flow into the pumps, whence it is discharged into a force main approximately 9500 ft long. This main discharges into the sanitary system of the city of Jackson.

For the air conditioning system for the office building, three supply systems have been provided in the fan room on the second floor, between the office and factory areas. Each supply unit is equipped for filtering both the outdoor and recirculated air, and tempering the air to provide satisfactory conditions throughout the office building. This is accomplished by zoning the exterior base for supplying temperatures in these exterior bays different from those supplied in the interior areas. The air is introduced into the rooms through ceiling outlets, and the air is exhausted at both the ceiling and at the floor. Provision has been made in the supply units for the future installation of cooling coils, eliminator plates and drip pans for air cooling.

Excellent lighting was insisted upon, with fluorescent lighting of 35 foot-candles intensity maintained in the factory, with the exception of the heat treat departments in which Mercury fixtures are used, giving 16 foot-candles intensity. Office lighting is fluorescent with intensities from 40 to 45 foot-candles. The engineering department, naturally, has the greatest light intensity, 80 foot-candles of non-glare or low brightness lighting, accomplished with surface type fluorescent fixtures specially shielded in continuous rows spaced 6 ft on centers.




Employees' washrooms and medical station (right)



Al Salter Photos

Main factory area has maximum window areas, with fluorescent lighting to maintain 35 foot-candles of artificial light. Clearance to trusses is 16 ft; column spacing is 40 by 60 ft. Power for lighting is taken from bus-way through small dry-type transformers high on the columns (inset, right)





## LAUREL MEDICAL BUILDING

*Studio City, Los Angeles, California*

*Leo P. Raffaelli, Architect*

**M**ORE AND MORE OFTEN in climates which permit it, balconies are being substituted for interior corridors. In this medical office building in Los Angeles the balcony-corridor was used to exceptionally good advantage to provide each suite with two direct entrances — one for the patients and a private one for the doctor. It also permitted all outside reception rooms.

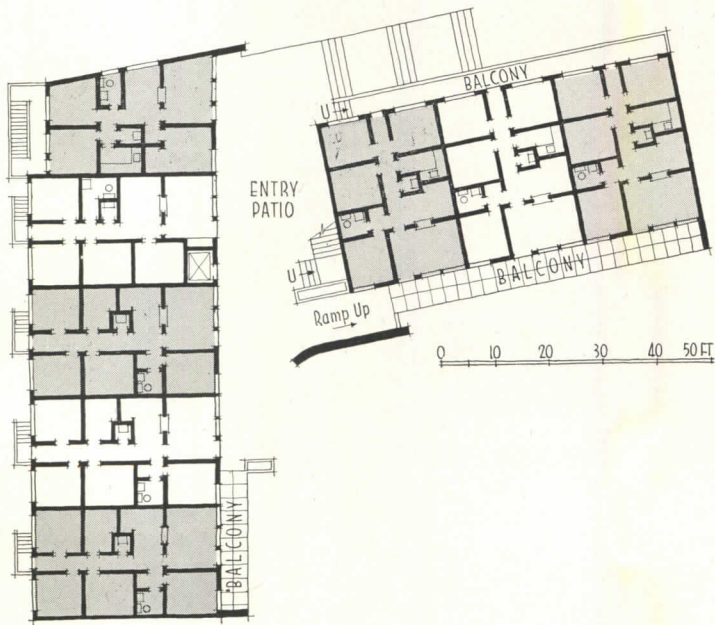
To control the traffic flow within the L-shaped build-

ing, an open "patio-lobby" was placed at the juncture of the two wings. Ground-floor suites are reached by balconies opening directly from the lobby, and second-floor offices by stairs leading from the lobby to the balcony-corridor above.

Most of the units were planned for use by general practitioners, specialists, etc., but four of them were fully equipped for dental offices. All interior walls were









made non-bearing to permit alteration of any one of the units for special use without structural change.

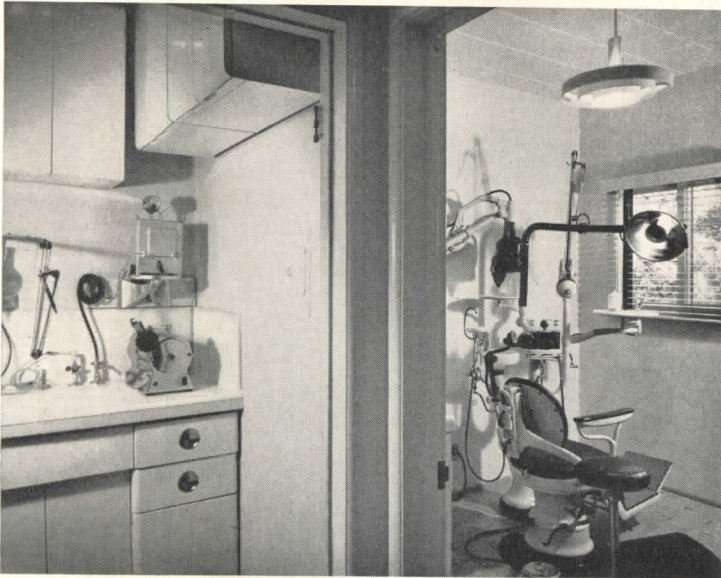
The building was placed to the rear of the lot not only for maximum quiet but also to make the most of landscape opportunities, and to permit the preservation of all existing planting. Parking areas are provided at both front and rear. Construction is wood frame and stucco, on concrete foundation.



Main entrance (opposite page) is marked by curving sign tower which serves also to shield the patio-lobby (left and above). Balcony and stairway construction is concrete slab over wood frame. Pipe railing has 1/4 in. wire cable lacing. Reception room off lobby (top of this page) faces stairs to rear parking area



MEDICAL BUILDING



Above, left: one of the four units fully equipped for dental use. Above, right: main entrance to pharmacy. Below: rear of building; stairs lead to patio-lobby; rear entrance to pharmacy is at ground level at foot of stairs. Foundation was recessed to heighten effect of unbroken surface of end walls



Julius Shulman Photos

# APARTMENT HOUSES

ARCHITECTURAL RECORD'S BUILDING TYPES STUDY NUMBER 181

Prepared by John Hancock Callender, A.I.A.

A VAST AMOUNT OF PLANNING INGENUITY has gone into the development of the typical middle-class elevator apartment. The starting point has always been the high cost of elevators, the goal to make the elevators serve as many apartments as possible.

The typical plan that has emerged is in the shape of a cross with the elevators at the center. Corridors down the center of each wing give access to apartments on each side. Site conditions or the size of the lot may require one or more of the wings to be shortened or even eliminated. The resulting T-shaped plan is frequently seen; the Lee Apartments in Salem, Oregon (page 141) is a good example. Where land values are higher a tower version of the cross plan is often used. In this scheme, public corridors are eliminated and the two apartments in each wing open directly off the elevator lobby. The Cornell Arms in Columbia, South Carolina (page 140) is of this type. As indicated by these two examples, one from the southeast, the other from the northwest, there is nothing regional about the typical apartment building. Examples can be found in practically every city in the country.

The defects of the cross plan are the long corridors, whether public or private, the use of the living room as a corridor and poor internal circulation in general, lack of cross-ventilation, and complete disregard of orientation whether for sun, breeze or view. The living room, which should be the pleasantest room in the apartment, tends to be buried in the reentrant angle of the building, its small window embarrassingly close to the neighbor's window.

A recent improvement on the tower type is shown in the Army Twin Towers in Chicago (page 142) with its square plan. Better livability has been achieved at the cost of fewer apartments per elevator. In the exciting design for River Ledge at Hastings-on-Hudson, N. Y. (page 143) the basic rule of elevator economy has been discarded. With only two apartments per elevator, every defect of the cross plan has been eliminated. Unfortunately, the price that the occupants will have to pay in order to enjoy this very superior degree of livability has not yet been established.

Although influences in architecture usually move down the social and economic scale, one important influence in apartment design has come from below. The typical plan developed for public housing was the two- or three-story walk-up with two apartments per stair per floor. People soon became uncomfortably aware that these low-rent apartments provided a degree of cross-ventilation, privacy, and orientation that were unobtainable at any price in the typical elevator apartment. River Ledge is nothing more than this scheme plus elevators and other amenities.

Other attempts to combine the advantages of the walk-up apartment and the elevator building have been

along two general lines. One device that has been more often used abroad than here is the exterior corridor. In this scheme all apartments have through ventilation, with some loss of privacy. The Cooperative Residences in Chicago (page 146) and the Angamos Apartments in Lima, Peru (page 147) are of this type, although both are walk-ups. The other approach is the one described by Mr. Funaro (page 137) resulting in the scheme known as "skip-floor" or "skip-stop," where the elevators stop only at every third or fourth floor. Apartments on the intervening floors can have through ventilation and full privacy at the price of walking up one floor or down two. The west building at 100 East Erie (page 144) is an example of this scheme. There is no reason in theory why these two methods could not be combined with the result that an exterior corridor would occur only at every third or fourth floor.

Air conditioning may give the typical cross plan a new lease on life. Natural ventilation and orientation cease to be factors in an air conditioned apartment, and small sealed windows would reduce the lack of privacy. The day may even come when interior rooms are acceptable and this could have a profound effect on apartment house planning. If each unit were to have only one of its four or five rooms on an outside wall, apartment houses might assume the massive shapes generally associated with loft buildings.

The very small apartment house, less than ten families say, is an entirely different building type. Small scale, non-fireproof materials, and an intimate relation to site and landscaping, make the small apartment closely akin to the single family house. As might be expected, many of these small apartments, such as the one shown on page 148, have been designed by architects who are known for their work in the small house field. Another example of this type of building comes from Mississippi (page 154).

All housing today suffers from insufficient space, and apartments are even more cramped than houses. This fact comes into sharpest focus in kitchens. Does preparing a meal take any less space in an apartment than in a house? Yet in many apartments which are otherwise well designed, the kitchens are much smaller than in houses of comparable size, and are completely inadequate when judged by the standards developed by the Small Homes Council of the University of Illinois.

Another defect of most apartments is their disregard of the powerful human desire for some outdoor living space and a chance to grow a few things. Balconies or porches should be standard items in apartment house design — not decorative balconies, but usable ones — not for a few tenants, but for all. That balconies need not be limited to warm countries is shown by recent experience in Cambridge, Mass., and long experience in Sweden.

— J.H.C.

# COST OF MULTI-STORY BUILDING CAN BE CUT

By Bruno Funaro, A.I.A., of Howard T. Fisher & Associates

ARCHITECTURAL RECORD REPORT No. 1 on Housing and Home Finance

Agency Research Project No. 1-T-99 with Illinois Institute of Technology\*

**T**HE steady increase in building costs is of greatest concern to the designers and builders of low-rent apartment houses. To offset these increased costs, room sizes have been decreased, comfort standards reduced.

There is no easy way to lower costs without lowering living standards still further. It is necessary first to appraise the real human needs, then consider how these may be most economically satisfied by integration of planning, structure and equipment, rather than by more "surgery."

Recent buildings (a few of which are shown on the opposite page) indicate some fresh and pregnant ideas for reducing the cost of apartment houses. To promote research in this direction beyond the scope possible for the individual the Housing and Home Finance Agency has called upon Illinois Institute of Technology and Howard T. Fisher & Associates to study all phases of the design of multi-story apartment houses in order to find ways in which construction and maintenance costs may be reduced and the quality of livability improved.

The researchers have decided to concentrate their initial effort on a new evaluation of those planning

techniques and building products which have not yet been generally accepted for use in multi-story apartment houses. Most favored, of course, will be those which require the least use of critical materials urgently needed for the defense program.

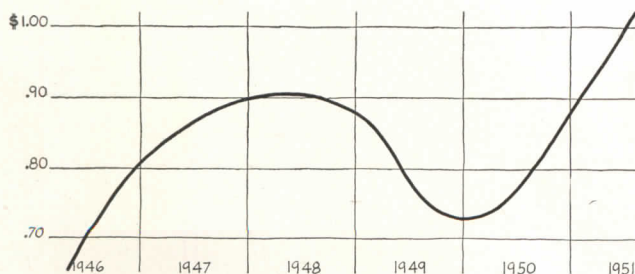
Under most careful study at present are concrete skeleton frame, steel skeleton frame, exterior bearing walls of concrete or reinforced masonry with or without interior columns, modified cellular construction primarily without beams or columns, and curtain wall construction. Prefabricated floor and wall units and simplified plumbing and heating units will be studied.

Present research is centered upon a typical T-shaped plan developed by the Chicago Housing Authority and also upon an alternate guinea-pig plan developed by the researchers (see pages 138-139). This plan is specifically intended for the study of those building techniques and materials which would not be equally suitable to the Chicago Housing Authority plan. It appears to the researchers at present that construction economies might be achieved with a thorough integration of plan and a simplified structure, the repetition of units and the use of standardized prefabricated elements.

ROOM AREA (SQ FT) IN:	1949	1951
Living Room	150	145
Kitchen and Dining	90	70
Bedroom	125	120

## Room sizes go down

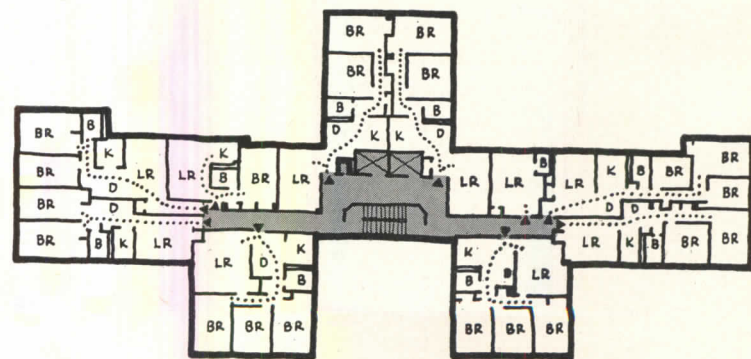
Minimum room sizes for one-bedroom apartments in P.H.A.-aided low-rent housing; however the 1951 room sizes are greater than those used in 1942



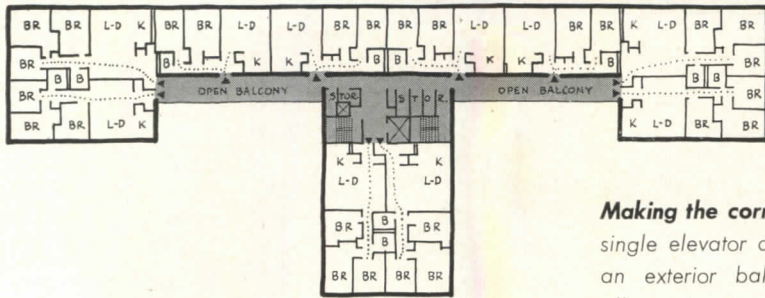
## Costs go up

Average construction cost per cu ft: New York Housing Authority


\* This article is based on a progress report on Housing and Home Finance Agency's Research Project No. 1-T-99 being conducted under contract by Illinois Institute of Technology, Prof. E. I. Fiesenheiser, Project Director, Howard T. Fisher & Associates, Inc., Architects and Industrial Designers, Subcontractor. The substance of this research is dedicated to the public. The accuracy of all statements or interpretations is solely the responsibility of the author. Statements may be altered by further investigation before the project is completed.



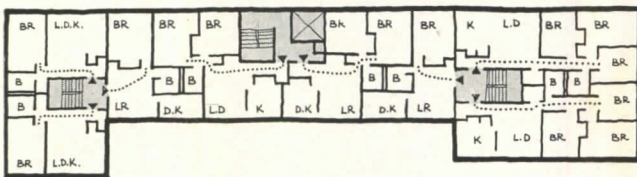
**Ten apartments on a single elevator core** inevitably produce long corridors and lack of cross-ventilation for some apartments, even when the building has been most skillfully designed. Lillian Wald Houses, New York Housing Authority. F. L. Ackerman, L. Goldstone, architects



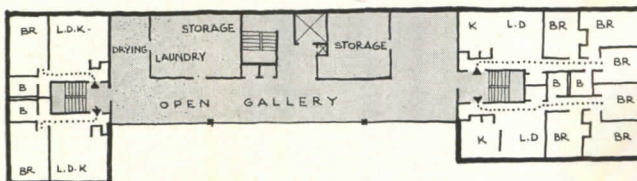
**Making the corridor useful.** Again ten apartments served by a single elevator core, but the connecting corridor becomes here an exterior balcony. This allows good cross-ventilation of all apartments, is also a place for parents to gossip and children to play on rainy days. Ogden Courts, Chicago Housing Authority. Skidmore, Owings & Merrill, architects



**Skip-floor elevator systems,** where a limited number of corridor floors, served by elevator, are connected by stairs with the apartments above and below, make it feasible to serve a large number of apartments from a single elevator core, without much waste corridor space. The corridor floors are clearly revealed by continuous horizontal windows across the facade. This building is by no means low-rent housing, but the skip-floor scheme with its combination of potential savings through reduced public corridor area and the added amenity of double exposure for all those apartments which are on the non-corridor floors suggests its applicability to low-rent apartment houses. Eastgate, Cambridge, Mass. Brown, Koch, Kennedy, De Mars and Rapson, architects




Typical floors (2, 3, 5, 6, 8, 9, 11)



Elevator stop floors (4, 7, 10)

**Corridor floors house community services** in a low-rent apartment house with skip-floor elevators for the St. Louis Housing Authority. This adds amenity to cost saving. A 16-per-cent saving over a typical cross-shape plan is estimated: 12 per cent of this is due to less corridor space and the elimination of basements (the usual basement service areas are now on the corridor floors); the other 4 per cent is due to fewer elevators, simpler structure. Hellmuth, Yamasaki & Leinweber, architects

**Construction costs may also be lowered** with new building techniques such as the unique reinforced brick construction pioneered by Holsman, Holsman, Klekamp & Taylor, Frank J. Kornacker, associated architects and engineers at the Lunt-Lake Apartments in Chicago. This system is said to have saved cost and erection time, by permitting a third more area to be laid up per mason-day. The wall is load bearing, saves exterior columns and spandrels. Every other brick is set in rowlock fashion as a wall tie. The wall is reinforced with vertical and horizontal rods and is made monolithic by pouring grout to fill interstices (cf. ARCHITECTURAL RECORD, September 1950, page 142)



**GUINEA-PIG PLAN—AND HOW IT WAS BORN**

To evaluate possible cost savings in the planning, materials and equipment which go into a multi-story apartment house, the researchers sponsored by the Housing and Home Finance Agency (as described on the preceding pages) have evolved an alternate guinea-pig plan as a base for cost estimating.

This plan, as shown on this and the opposite page, derives from the typical three-story walk-up unit with one apartment on each side of the stair hall. This has the advantage of structural simplicity. It is well fitted for incorporating either a conventional frame structure, or some cellular system of interior bearing walls (see illustration at right), which allow the exterior walls of the building to function as merely a protective skin. Such a plan is also well suited to the use of standardized repetitive building elements. Each apartment here has cross-ventilation; there is a minimum of space wasted on corridors; and, unlike the plans of many recent housing projects, the living room here does not have to double as a connecting corridor within the apartment unit.

It has been found possible to transfer this plan, with all its advantages, to the high-rise apartment house. To avoid the unjustifiable expense of one elevator shaft serving only two apartments on each floor, it follows naturally that this plan should be combined with the skip-floor system of elevator layout.

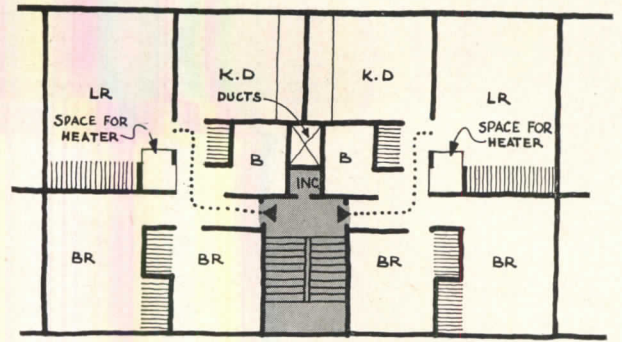
In the proposed high-rise building shown here, community facilities such as laundries, drying yards and play areas would be provided on every fourth floor, where the tenants could reach them without having to go outdoors. The elevators would stop only on these floors and stairs would lead from this corridor floor to the apartments one flight up or two flights down.

In addition to the community facilities on these corridor floors there will also be space for a number of one-bedroom apartments. These increase the variety of accommodations within the building, and are particularly valuable for elderly people who cannot be expected to use the stairs. As a cost control, this plan is believed to be of extremely practical value.

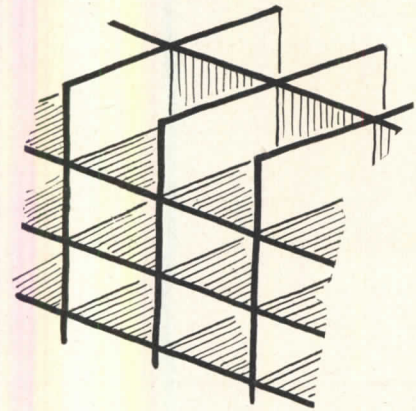
***In high-rise version,  
corridor floors house tenant services***

The three-story walk-up plan, with all the previously mentioned inherent advantages, has been translated into a high-rise apartment house by piling up a number of three-story units vertically one above the other. Corridor floors are used as the filling in this sandwich.


All the necessary horizontal lines of communication are concentrated on the corridor floors, also the various community facilities which in a standard apartment house would be put in the basement. Each corridor floor becomes the play and service yard for the tenants of the three-story slice.



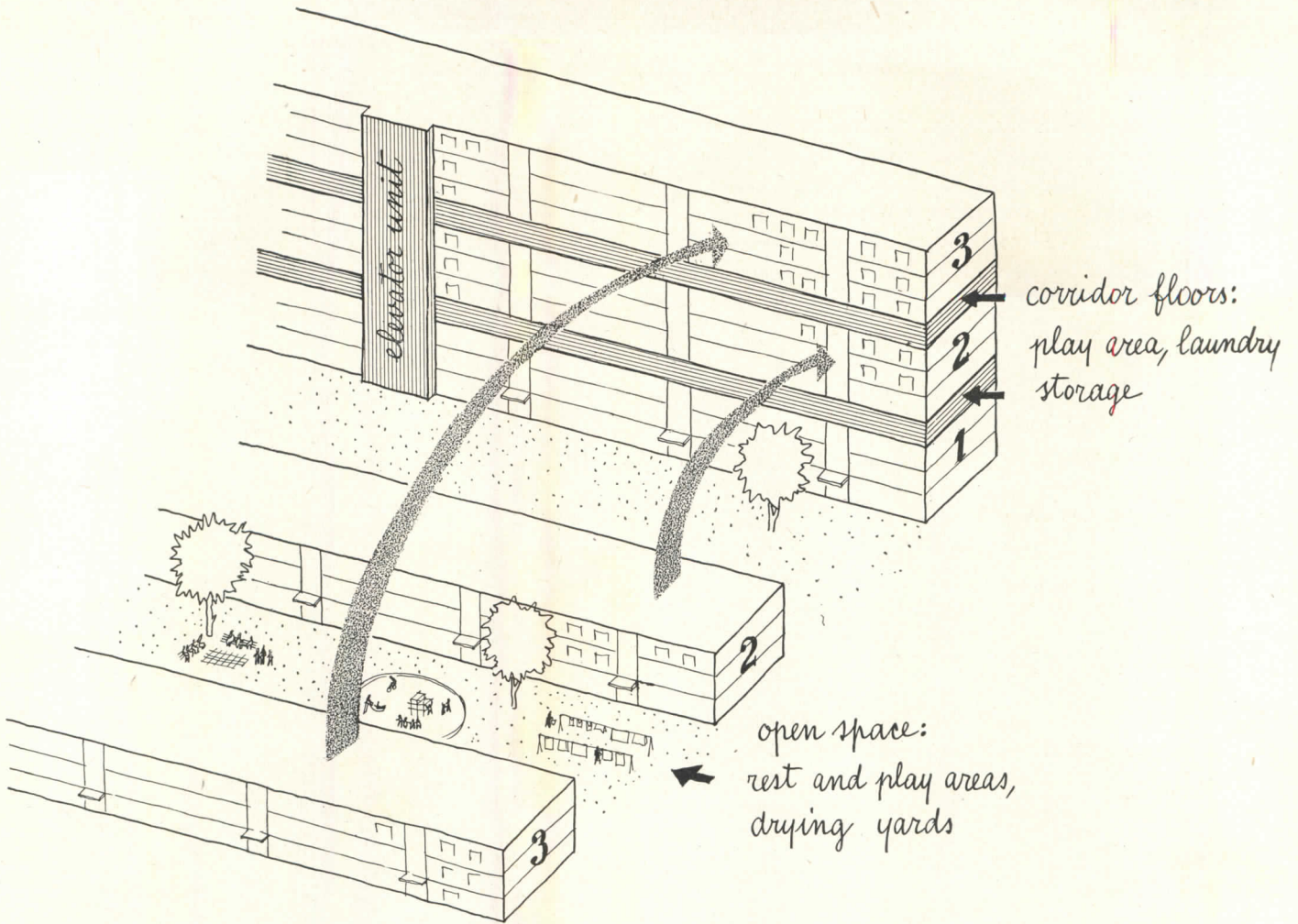
***The unit plan***



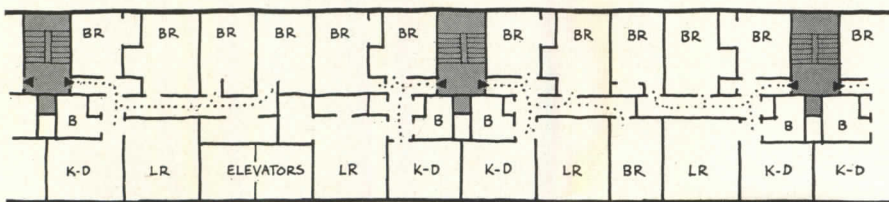
***Modified cellular construction  
with bearing interior walls***



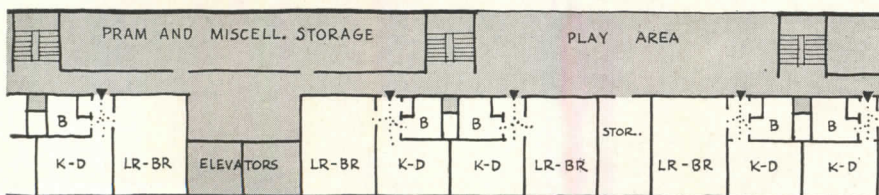
***Play area in a corridor floor***



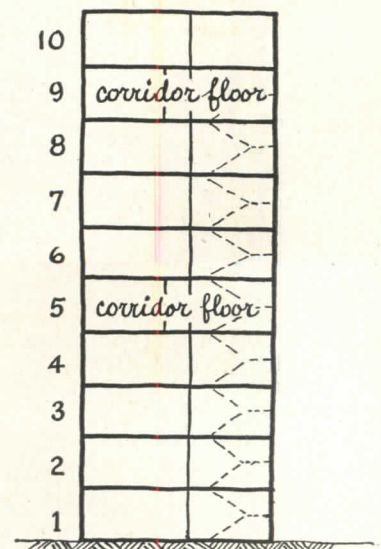
Diagrammatically shown above is the translation of the typical three-story plan to a high-rise apartment house with community services on corridor floors. **Developed into a ten-story apartment house** (below) and fitted with skip-floor elevator system. Tenants may go one flight up or two down to reach a corridor floor



Non-corridor floor (2, 3, 4, 6, 7, 8, 10)



Corridor floor (5, 9)



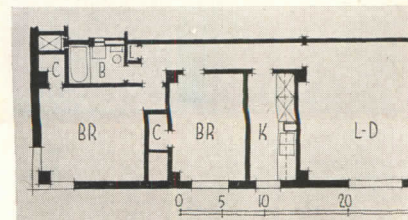
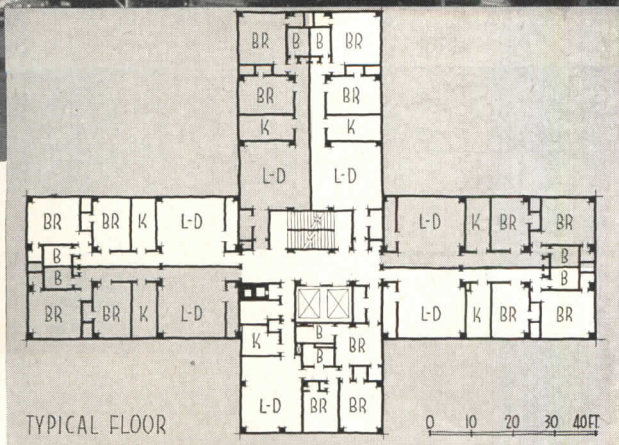
Section

# CORNELL ARMS, COLUMBIA, SOUTH CAROLINA

*Stork & Lyles, Architects; Bissett, Carlisle & Wolff, Associates*

THE COMPACT SERVICE CORE contains two elevators, a pair of scissor stairs, incinerator and air conditioning equipment. Public corridors are almost eliminated and entrance corridors are not over 10 ft in length. Each of the three typical wings contains two two-bedroom apartments. The shorter wing contains one three-

bedroom and two-bath unit; this apartment is so arranged that one bedroom and bath can be rented separately. All baths are interior, even when located on outside walls. Unusual in a building of this type is that each apartment has its own storage room. Windows are small, since the building is air conditioned.





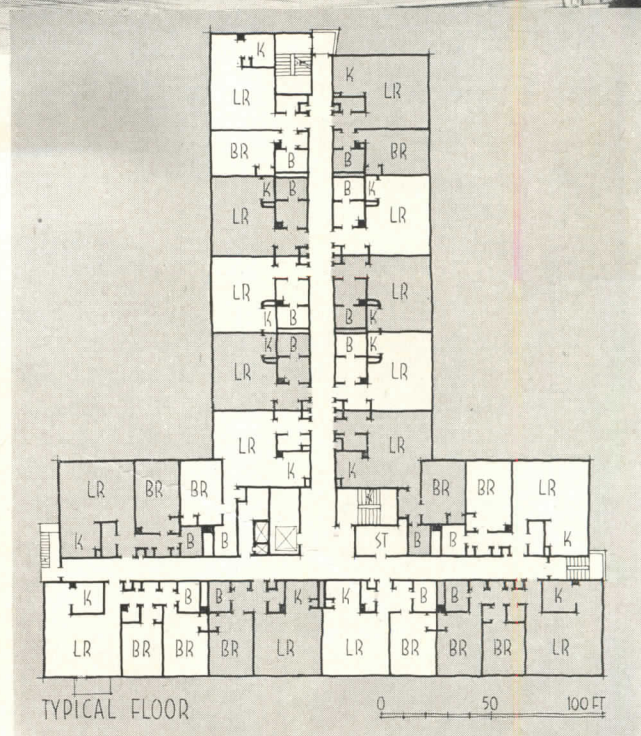
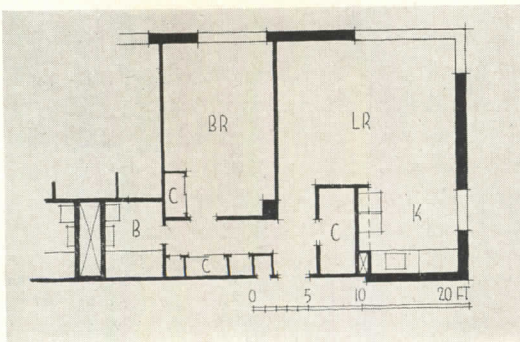
# LEE APARTMENTS, SALEM, OREGON

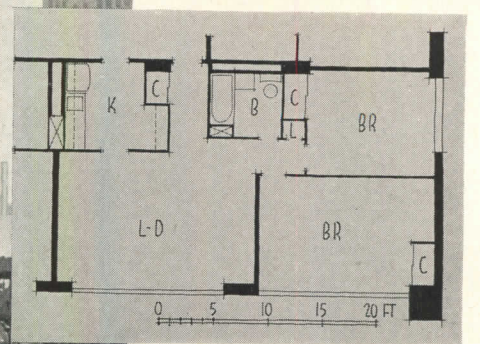
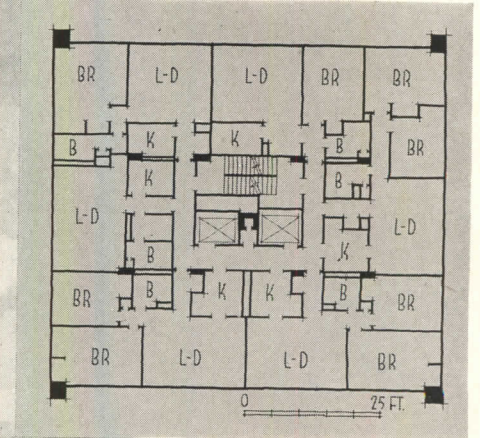
*Victor N. Jones & Associates, Architects and Engineers*

**T**HIS 101-FAMILY APARTMENT HOUSE is located on a corner lot facing on a park mall leading to the capitol two blocks away. The business district is about the same distance. There are 39 efficiency apartments, 50 one-bedroom and 12 two-bedroom units in the seven-story building. Average room count is 2.73. Average

rents are \$31.73 per room or \$86.86 per unit per month. Construction is reinforced concrete painted on exterior.

Service core contains one elevator with provision for a second and one stair. At end of each wing is another stair or a fire escape. Parking space is provided under the rear wing of the building.






## ARMY TWIN TOWERS APARTMENTS, CHICAGO

*A. Epstein and Sons, Architects and Engineers*

**T**HIS 252-UNIT DEVELOPMENT is being built under Title VIII of the FHA for the housing of military personnel and civilian employees of the Fifth Army. The two identical buildings are approximately square in plan and 22 stories high. The service core consists of two elevators and a scissor stair with the public corridor wrapped around three sides. This scheme permits better unit plans than in most elevator apartments. Interior baths and kitchens permit all exterior walls to be devoted to major rooms. These rooms are fairly shallow

and since the windows extend in most cases from wall to wall, the natural lighting is exceptionally good.

Construction is of reinforced concrete, placed by the pumcrete method and speeding in its curing by the vacuum process for the removal of excess water. Exterior finish is brick on two sides, and stainless steel spandrels on the other two sides where the windows are continuous. Radiant heating, with individual controls will be provided by means of copper tubing embedded in the structural slabs.




## RIVER LEDGE GARDEN APARTMENTS

*Hastings-on-Hudson, N. Y.*

*Antonin Raymond and L. L. Rado*

*Holsman, Holsman, Klekamp and Taylor*

*Associated Architects*

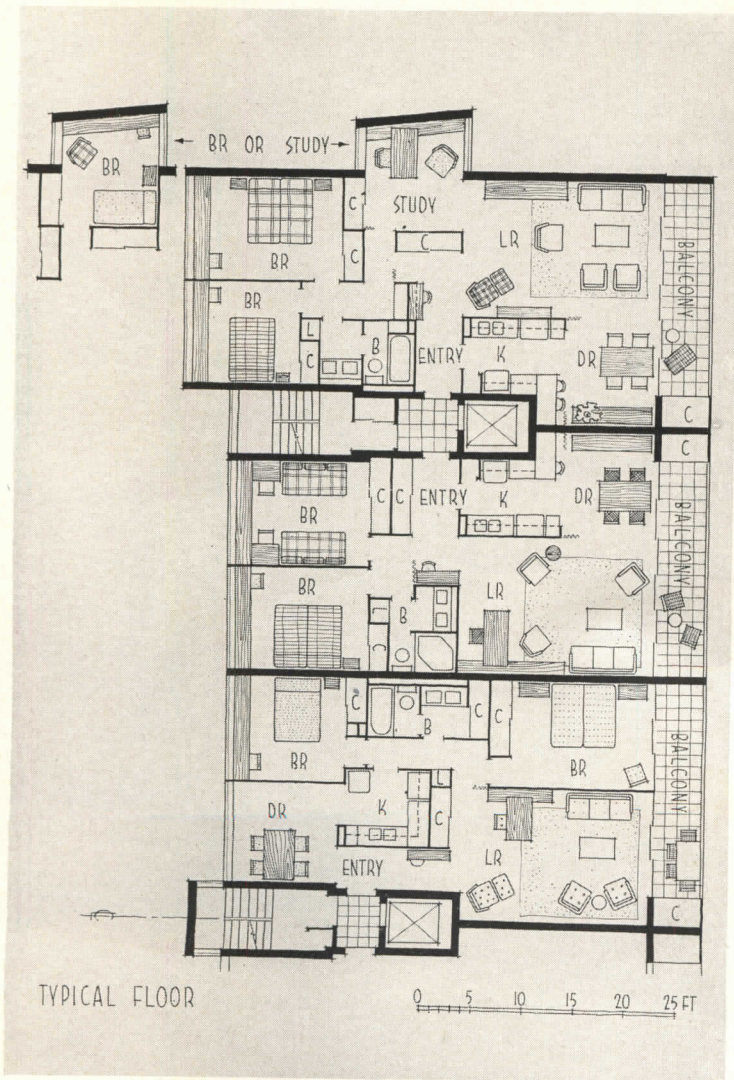
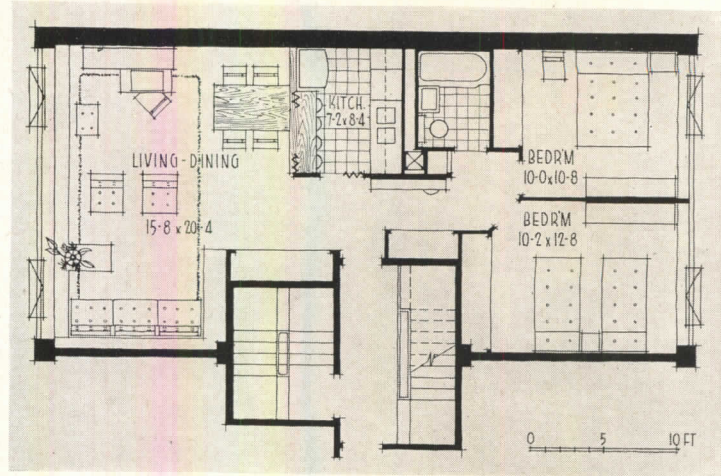


RIVER LEDGE

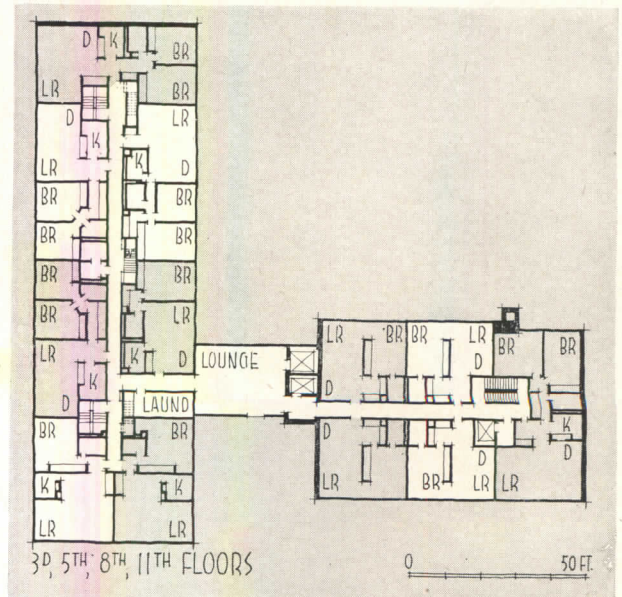
On a beautifully wooded site overlooking the Hudson River, this development has been designed to exploit a splendid view to the west. All of the 114 units in the three six-story buildings have an unobstructed view. In addition, each apartment has a balcony running the full width of the river side. Balconies are thoughtfully provided with storage space for outdoor furniture. Projecting balconies and party walls help to shield the glass wall of the apartments from the western sun. An elevator and a stair serve only two apartments per floor, with the result that all apartments have through ventilation. The sloping site permits six additional units in the basement of the center building.


Exterior wall construction will be similar to that of 100 East Erie, described on the opposite page. Floor construction will be hollow precast concrete slabs with radiant panel heating. Party walls will be reinforced concrete. Partitions will be gypsum drywall.

This project and the following one are being developed under the sponsorship of the Community Development Trust of Chicago's mutual ownership plan.




Holsman, Holsman, Klekamp and Taylor, Architects



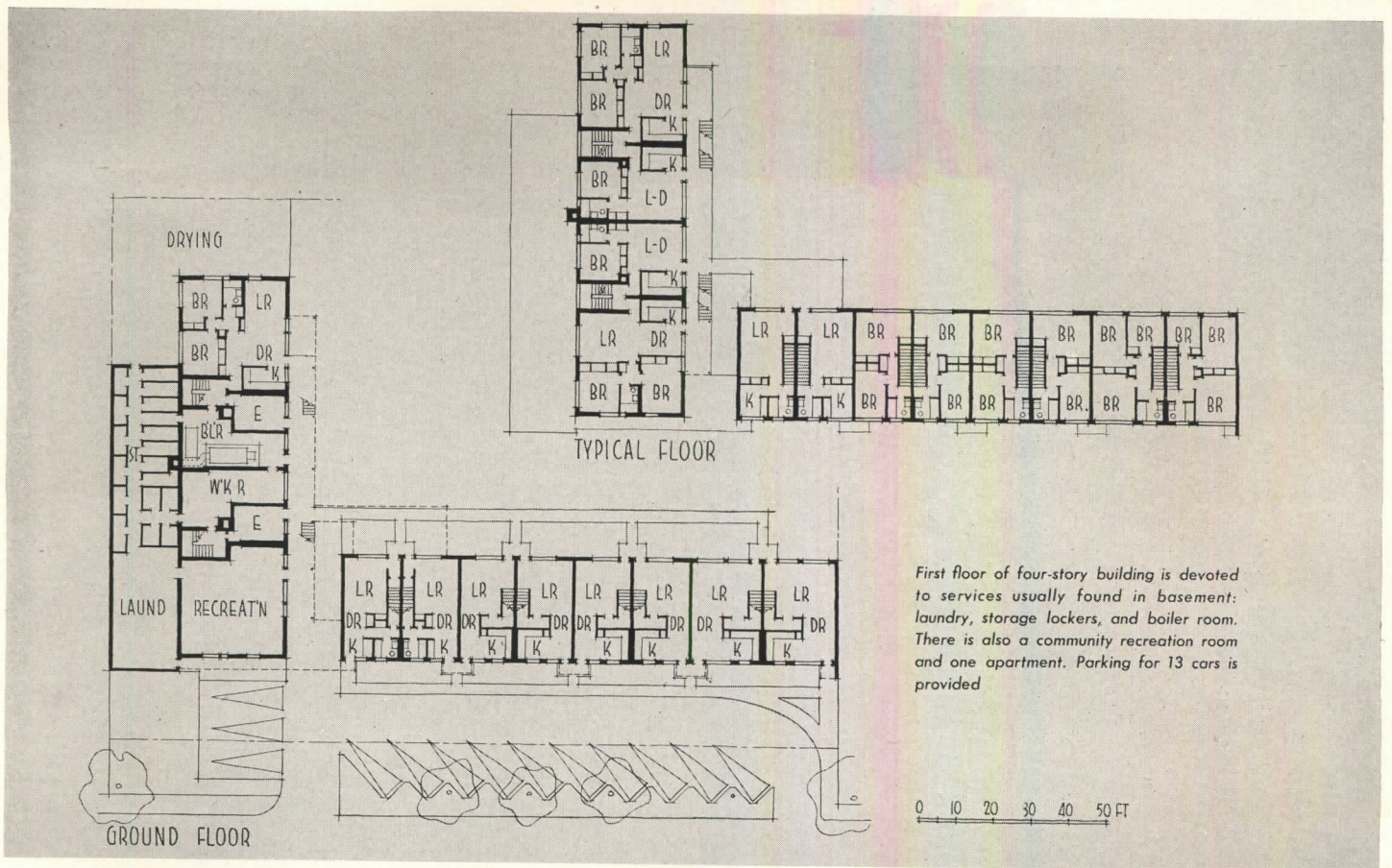


## 100 EAST ERIE, CHICAGO, ILLINOIS



**T**HIS MUTUAL OWNERSHIP DEVELOPMENT will occupy the site of Cyrus McCormick's "elegant" mansion dating from the 1870's. Rising from a two-story commercial base, which features a spacious central court enlivened by planting and pool, are two apartment buildings with only the most tenuous connection. The east building contains 64 one-bedroom apartments in a conventional corridor scheme with an elevator stop at each floor. The west building utilizes the "skip-stop" scheme for its 56 two-bedroom apartments. Access to the elevators in the east building is by glass-enclosed bridge at every third floor. Service elevators in each building connect every floor with the basement, where parking for 42 cars is provided. Apartments are well planned and pleasantly open in feeling.

Wall construction will be 8-in. lightweight reinforced concrete poured between exterior finish of precast brick panels, 4 by 8 ft by  $2\frac{1}{4}$  in. thick, and interior finish of precast lightweight concrete. Floors will be cork tile on precast acoustical concrete slabs supported by concrete beams with permanent metal forms. Heating will be radiant with individual thermostatic controls for each apartment.



## CHICAGO COOPERATIVE HAS EXTERIOR CORRIDORS

*Cooperative Residences, Inc., Chicago, Illinois*

*George Fred Keck — William Keck, Architects*


*Robert Bruce Tague, Associate Architect*


CHICAGO FURNISHES another example of a cooperative development which avoids the routine pattern. In this small project of 23 units, an extraordinary variety of accommodation is offered. In two separate buildings there will be efficiency apartments, one and two-bedroom flats, and two and three-bedroom duplexes.

The four-story building employs exterior stairs and corridors, permitting each apartment to have through ventilation. Recent code changes will make it possible to eliminate the interior stairs shown on the plans.

Both buildings are basementless and will be radiantly heated by means of an oil-fired hot-water system circulating through coils embedded in floors or ceilings. Floor construction will be precast hollow-core concrete slabs with asphalt tile finish. Windows will extend from the ceiling to within 18 in. of the floor and in many cases from wall to wall. Equipment will include storage walls and electric kitchens.

Cooperative Residences, Inc. is made up principally of professors from four nearby universities.



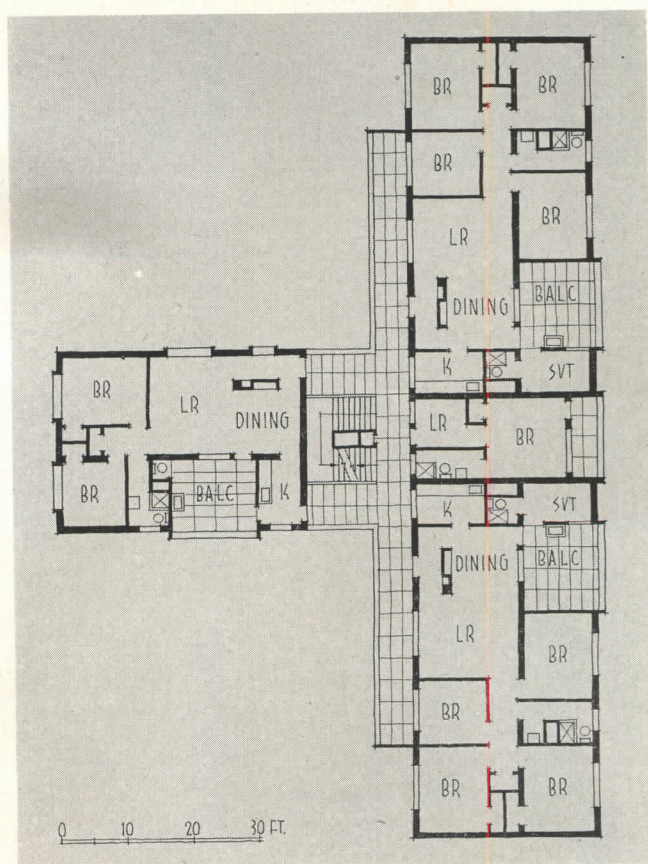
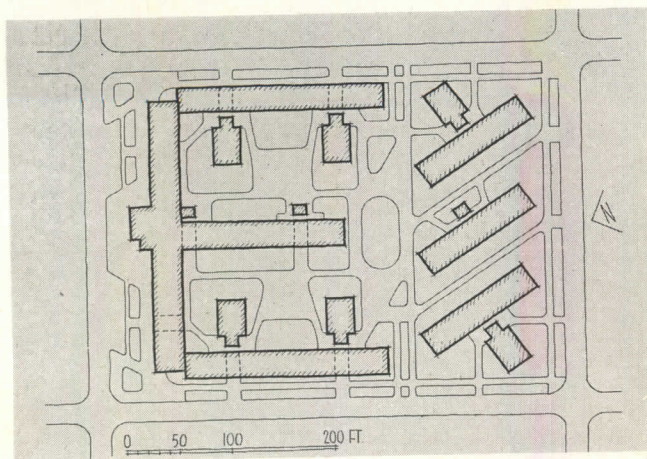


## ANGAMOS APARTMENTS, LIMA, PERU

*Santiago Agurto Calvo, Architect*

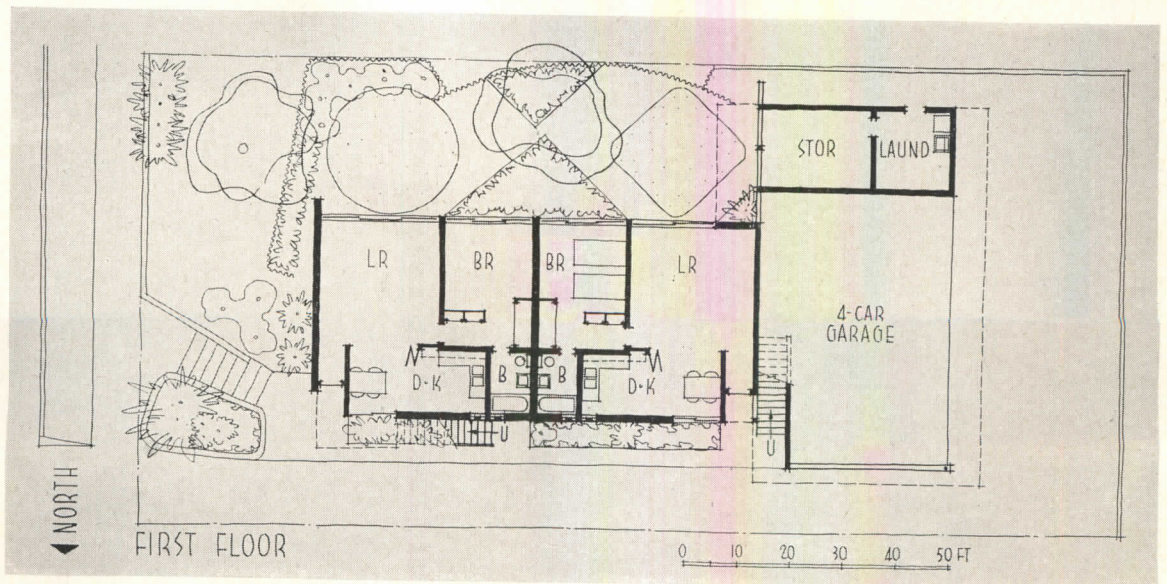
**I**N LATIN AMERICA exterior corridors and stairs are no longer novelties. In this example from Peru the stairs are well protected from the weather and all apartments have private terraces.

In addition to 92 apartments, ranging in size from one to four bedrooms, the block-square development includes three playgrounds and a group of eight stores and a cafeteria. Off-street parking space is provided in front of the stores.






Julius Shulman Photos







## 315 SOUTH VIRGIL AVENUE, LOS ANGELES

*Carl Louis Matson, Architect*

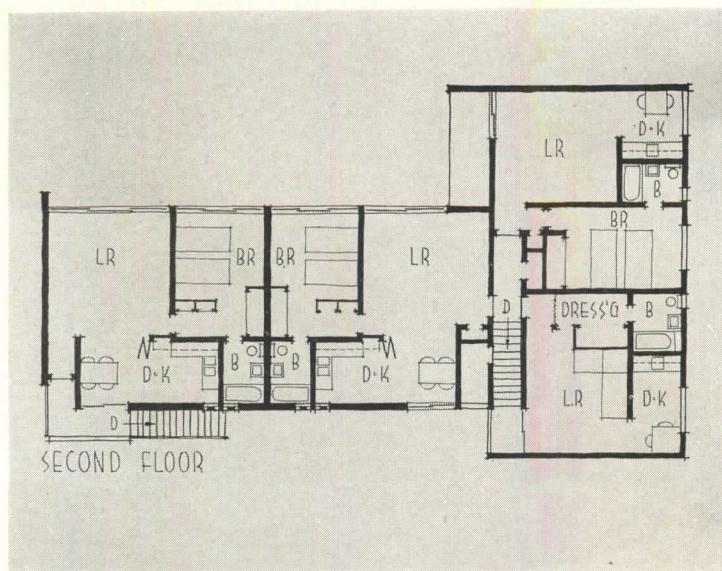
*Eckbo, Royston and Williams, Landscape Architects*

**T**HIS SIX-FAMILY APARTMENT HOUSE was built on a 60 by 120 ft lot in an old residential section only five minutes from the center of the city. The architect selected the property with the belief that many people would like to live close to their work and also enjoy some of the pleasures of outdoor living. His judgement proved correct and the apartments have been very popular, especially with young professional people.


Construction is of wood frame on concrete slab.

The area of the building proper is 3925 sq ft, plus 900 sq ft in laundry, storage, and carport. Built under separate contracts, the total cost was \$32,000, including landscaping, carpets, draperies, ranges, refrigerators and garbage disposal units.

Sound insulation between floors is provided by resilient clips for ceiling lath and 1/2-in. fiberboard above the subflooring. Party walls are built of staggered studs with continuous mineral wool blanket.



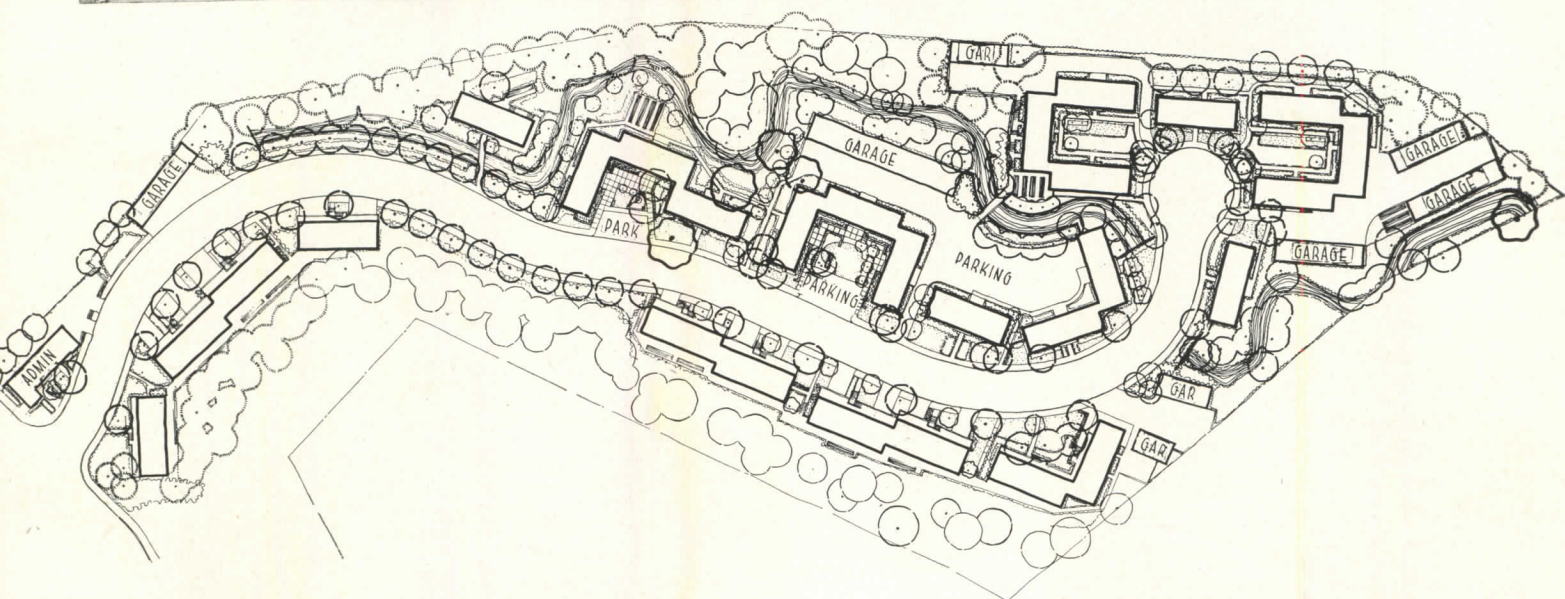
Of the six apartments four face south and all have through ventilation. Two apartments have balconies and two have terraces. Fences of corrugated asbestos-cement provide privacy for the attractively landscaped terraces. Sliding glass doors give access to balconies and terraces



Julius Shulman Photos

*Below: Folding partition may be used to separate kitchen from dining room or to cut both off from the living room. Partition is made of mahogany plywood and moves on casters*





## CASTLEMONT GARDENS, OAKLAND, CALIFORNIA


*John Carl Warnecke, Architect*

**T**HE DEVELOPMENT of a successful 608 project on this all but impossible site was a considerable triumph for both architect and owner. The irregular tract consisted of the steep-sided and heavily wooded valley of a meandering creek. Containing no buildable land by conventional standards, the valley had been bypassed by the rapidly expanding city. The site was further handicapped by the existence of a trunk sewer with three branches, each with a 10- or 15-ft easement, which cut into the valley.

As though the physical difficulties of the site were not enough, the developers were also faced with a legal obstacle; the entire tract was zoned for single-family houses. Even though the property was completely isolated from the surrounding community by steep and for the most part heavily wooded slopes, with access possible only at the westerly end which was already zoned for commercial use, several hundred neighboring property owners fought long and vigorously against the requested rezoning.



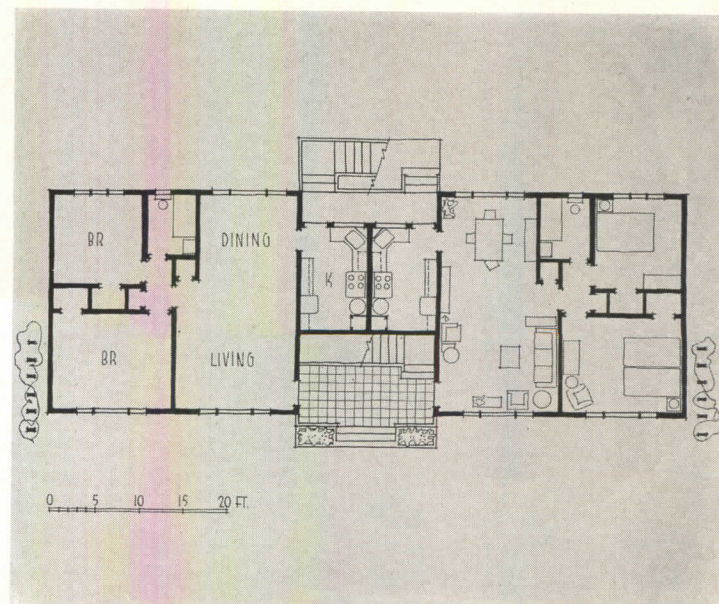
## CASTLEMONT GARDENS





*Typical unit plan (below) shows the larger than average rooms and the two stairways which serve each unit. Main stair is well protected from the weather*

The total development consists of 140 two-bedroom apartments in 15 two- and three-story buildings. Although the project had to be designed for operation as a single unit, it was necessary in order to obtain the most favorable financing under FHA to divide it into eight separate projects, each costing less than \$200,000. Each division was required to conform to all FHA and city regulations and to be complete within itself, including garages, utilities, laundry rooms, and storage lockers.


The basic plan is a two-bedroom apartment with a gross area of almost 1000 sq ft. The result is rooms which are considerably less cramped than in the average 608 apartment. Although there are only two apartments per floor, there is a main and a service stair serving each apartment. Both are technically exterior stairs but the main stair is well protected from the weather, being almost entirely within the building line. The balcony-like stair landings have been made a feature of the exterior design and serve to give the project its principal architectural interest.

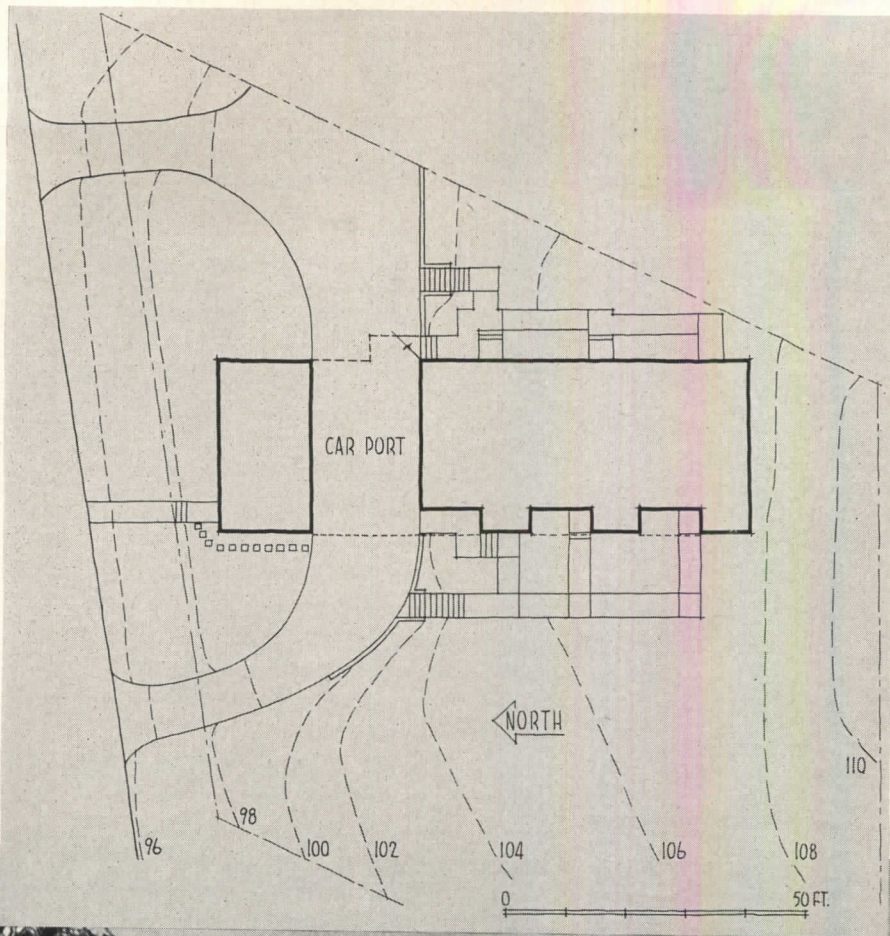


Rondal Partridge Photos



*Below: service court and garages. Below, right: the stream which winds through the length of the property had to be repeatedly bridged and culverted*





# FIVE-FAMILY APARTMENT HOUSE

*Jackson, Mississippi*

*James T. Canizaro, Architect and Engineer*

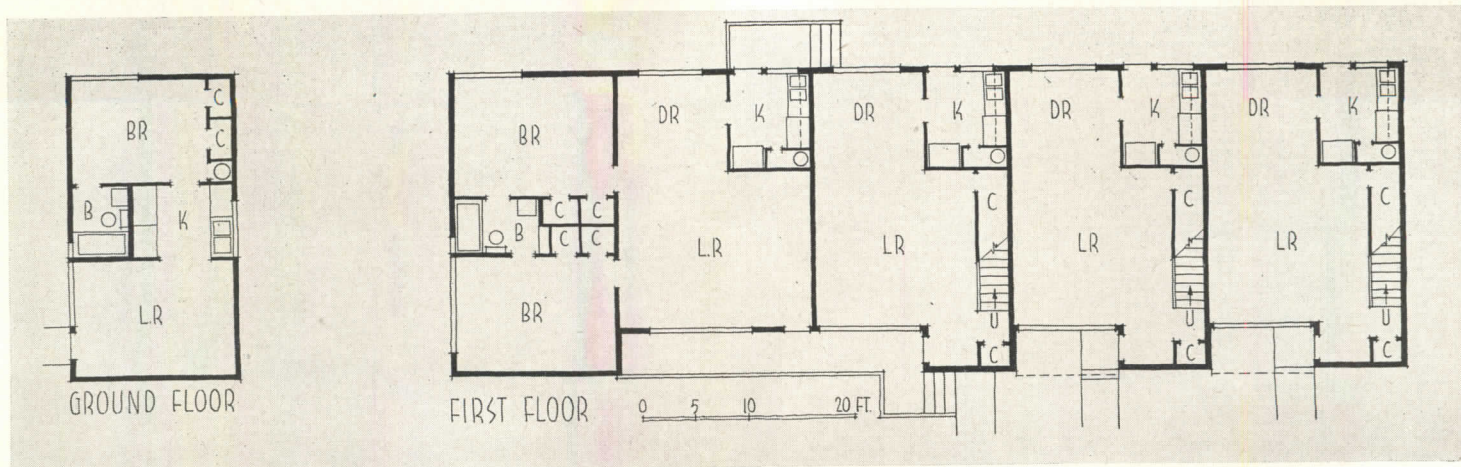
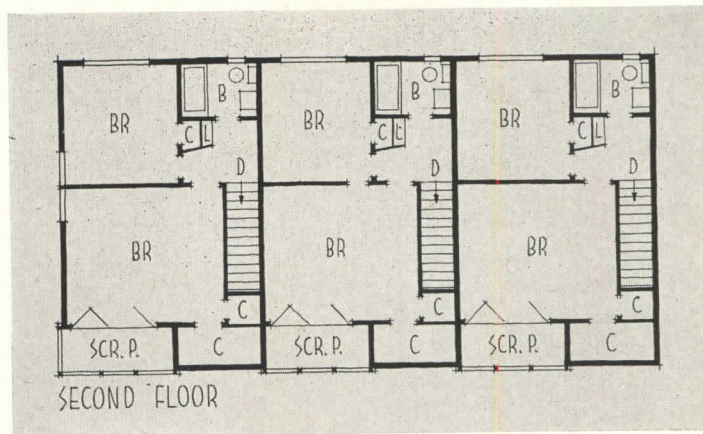
**T**HIS FIVE-FAMILY APARTMENT HOUSE is owned by the architect, who had little difficulty in convincing the owner of the soundness of his solution. The project was conventionally financed and the approval of FHA was not required.

The architect's solution to the problem presented by the irregular, steeply sloping site was to step a long thin building up the slope. The building contains four apartments with two bedrooms and one with one bedroom. The upper apartments are duplex suites with their bedrooms on the floor above. The result is that although there are three floors, no one has to walk more than one flight to reach his living room.

The two-bedroom apartments have a gross area of about 1000 sq ft. All apartments have through ventilation. The architect was able to retain some fine oaks on the upper level which provide summer shade for a large part of the building. Roof overhangs supplement the shade of the trees. Screened balconies are a pleasant feature of the duplex suites and for the greater part of the year their area can be added to the bedrooms. The balconies also provide protections for the main entrance and the living room windows on the floor below.

The building cost \$42,900 including blinds, ranges, and refrigerators. The area of the building is approximately 4600 sq ft.

*Below, left: first floor plan. Between, right: second floor; three units at right are duplexes. Above: third floor, upper level of duplex apartments. In the basement off carport are storage, servants' dressing room and lavatory*





## FRANKLIN APARTMENTS, INC., ST. ALBANS, VT.

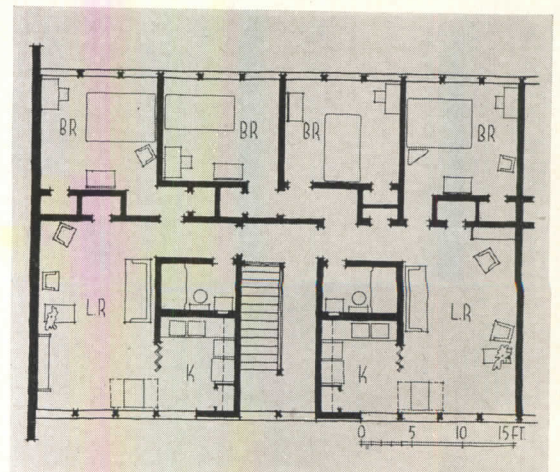
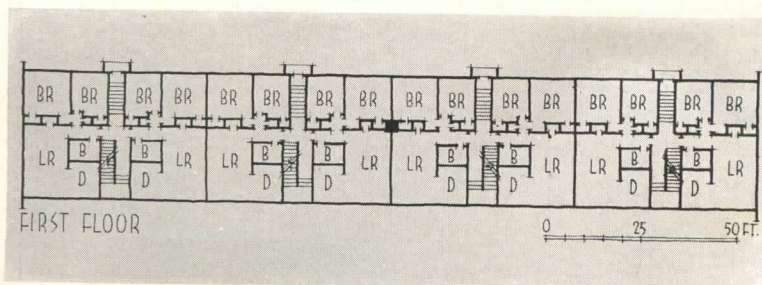
*Whittier and Goodrich, Architects*

**G**ARDEN APARTMENTS all over the country are being forced to wear ill-fitting clothes copied from old New England houses. This straightforward design from Vermont may surprise some people, who had forgotten that New England is also famous for practicality and intellectual honesty.

This 20-family apartment building is of frame construction and was designed on a 4-ft module. End walls are solid brick. Side walls are brick veneer up

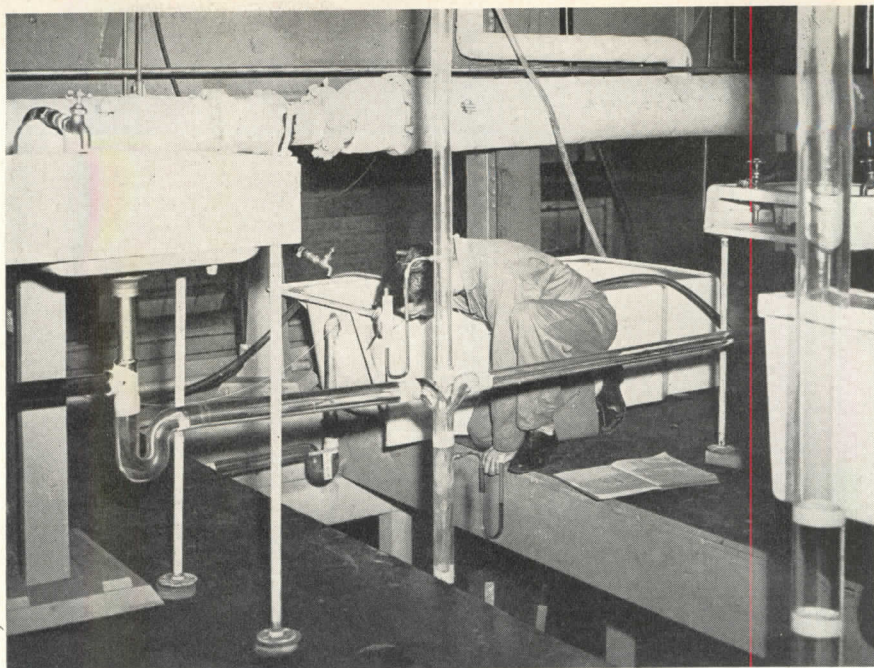
to the first floor window sills and striated plywood above that level. Windows are steel casements with steel interior trim.

Apartments have from one to three bedrooms and are arranged two per stair per floor. A sloping site permits four apartments in the basement. The rest of the basement is used for laundry and drying rooms, storage lockers, and boiler room. All apartments have through ventilation, interior baths, and open kitchens.





Technical basis for much of the National Plumbing Code came from tests like this one, which was conducted at the National Bureau of Standards. Pipes and fittings are made of transparent plastic, so that the flow can be observed and photographed by a movie camera. Full-scale plumbing was constructed, such as the two-story, duplex-house system diagrammed at the bottom of the page. In the photo, flow conditions are being observed in a bathtub trap



## METALS SAVED BY NATIONAL PLUMBING CODE

*Based on a report by Vincent T. Manas*

Chief, Emergency Plumbing & Heating Code Branch, Building Materials Division, NPA

TODAY there are over 1000 cities and towns in the nation which have their own plumbing codes. Many of these codes are obsolete, contain restrictive provisions, and do not embody improvements made possible by recent research. The result is waste of millions of dollars and tons of metal annually. Government efforts to improve plumbing code requirements include the *Uniform Plumbing Code*, sponsored by HHFA, and, most recently, the *National Plumbing Code*, issued jointly last June by NPA and HHFA, the purpose of the latter being to adjust differences in proposed standard codes prepared by various national organizations. Calculations on the following pages show that between 500 and 700 lb of cast iron, steel, and lead can be saved in each new housing unit under the new plumbing code.

### Recommendations to Conserve Metal

At latest count some 250 principal cities have now adopted the National Plumbing Code, in addition to the states of New York, Colorado, Florida, and Louisiana. Authorities in NPA feel that the following developments hold the most promise for conservation and for standardization of plumbing materials and design:

(1) General adoption of the National Plumbing Code, particularly in those areas where existing codes have greater requirements.

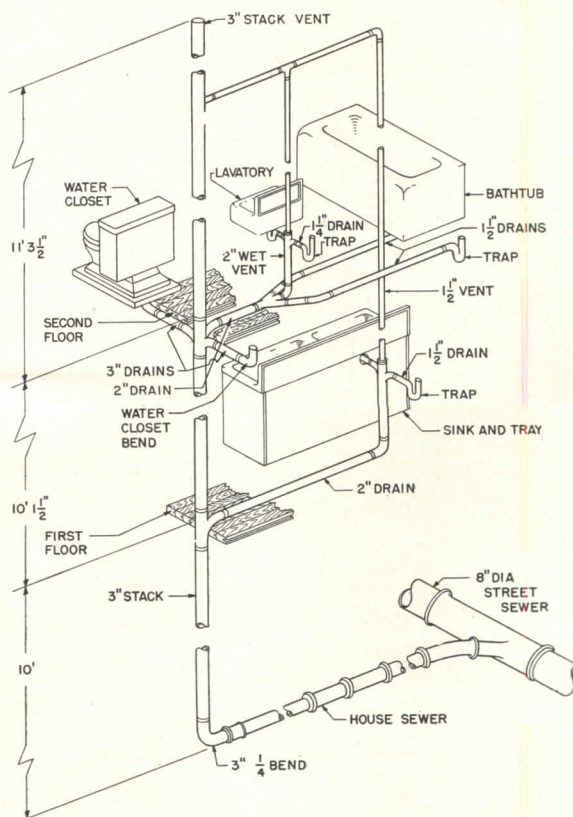
(2) Proposed emergency federal specifications for plumbing fixtures.

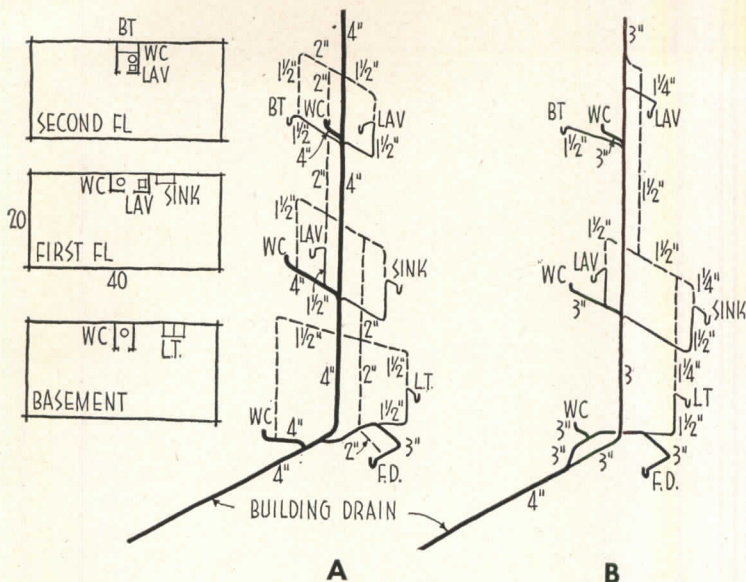
(3) Proposed new standards on service-weight, cast iron soil pipe, a weight reduction of 25 per cent over the extra-heavy type.

(4) A proposed manual of design to provide recommendations on design and practice for use of architects, engineers,

plumbing contractors and many others.

The Government Advisory Committee on Plumbing (part of an advisory group comprising representatives of all governmental agencies dealing with construction), which reached tentative agreement on the above a few weeks ago, is expected to issue soon specific recommendations toward conservation





**Plumbing required for a one-family house.**

Dashed lines indicate vent piping. Bathroom, second floor. Kitchen and powder room, first floor. Laundry trays and toilet, basement. Sketch A represents piping required by many codes. Sketch B represents piping required by the National Plumbing Code. Many cities require a house trap and fresh air inlet, which adds another 127 lb. Other cities require that the sewer from the building to the public sewer be installed with extra-heavy cast iron pipe, which adds 520 lb.

and design standards on plumbing. Here are some of the suggestions made by the Committee.

Studies should be initiated on present loading tables for plumbing fixtures in the National Plumbing Code which may be too conservative because of the probability factors now used.

Elimination of galvanized coating now required for drainage piping and venting systems may be possible if a current study at the National Bureau of Standards turns out favorably.

Concerning plumbing fixtures, the following suggestions have been made for steps to be taken during the material shortage. Plated finishes might be eliminated on many portions of fixture trim for which other coatings are available. Styles and sizes of plumbing fixtures might be reduced. Deluxe trims and equipment might be discontinued for the period of emergency. Many of these items require copper and other critical materials which are not necessary to their function. Standardization of fixture outlets and traps to produce lower discharge rates could achieve reduction in pipe sizes. Production of non-metallic plumbing fixtures, such as vitreous china or vitrified, glazed porcelain, could further reduce metal consumption.

There appear to be possibilities of tremendous savings when conclusive data are made available on the capacity of building drains, building stacks, and fixture branches in relation to venting requirements. This can mean reduced pipe sizes and increased loads.

There is a need for technical data and field information for the possible extension of unvented drain lengths for all plumbing fixtures which will provide greater flexibility in design and less piping.

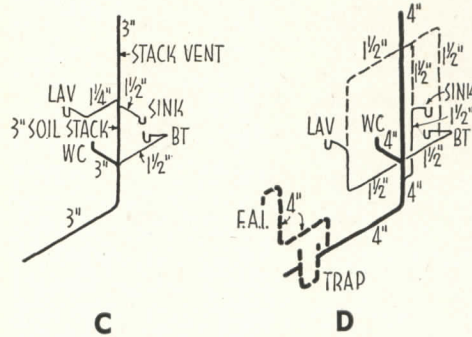
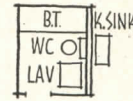
The Committee strongly recommended

**TABLE 1**

National Plumbing Code		One-Family House (Two Floors and Basement)	Other Codes	
Length or Units	Weight, Lb		Weight, Lb	Length or Units
—	—	4" X.H. (Extra-Heavy) C.I. Soil Pipe	732	60'
—	—	3" X.H. (Extra-Heavy) C.I. Soil Pipe	92	10'
—	—	2" X.H. (Extra-Heavy) C.I. Soil Pipe	25	5'
20'	164	4" Service Weight Pipe	—	—
50'	300	3" Service Weight Pipe	—	—
5'	20	2" Service Weight Pipe	—	—
—	—	—	—	—
—	—	4" X.H.C.I. Y's TY's or Tees	161	7
—	—	3" X.H.C.I. Y's TY's or Tees	32	2
1	21	4" Service Weight Y's, TY's or Tees	—	—
5	70	3" Service Weight Y's, TY's or Tees	—	—
—	—	3" X.H.C.I. Bends	10	2
3	12	3" Service Weight Bends	—	—
—	—	3" X.H.C.I. Trap	17	1
1	15	3" Service Weight Trap	—	—
—	—	4" Water Closet Bends	66	3
3	60	3" Water Closet Bends	—	—
—	—	4" Flashing	—	1
1	—	3" Flashing	—	—
—	—	2" Galvanized Pipe	128	35'
40	108	1 1/2" Galvanized Pipe	203	75'
15	34	1 1/4" Galvanized Pipe	—	—
—	—	2" Galvanized Mall Fittings	10	5
5	8	1 1/2" Galvanized Mall Fittings	6	4
2	2	1 1/4" Galvanized Mall Fittings	—	—
3	5	1 1/2" Drainage Y's, TY's	6	4
2	3	1 1/2" Drainage Els	8	5
3	3	1 1/2" Drainage Tuckers	3	3
2	2	1 1/4" Drainage Els	—	—
—	107	Pounds of Lead	140	—
—	<b>934</b>	<b>Total Weight Savings = 42%</b>	<b>1639</b>	—

**Plumbing required by a one-family, one-story, no basement unit.**

One bathroom and kitchen sink back to back. Sketch C is for the National Plumbing Code, and Sketch D represents other codes. Some cities do not require a house trap and fresh air, so total weight for Sketch D would be reduced by 131 lb, leaving 782 lb. Other cities will permit lighter pipe, as in the National Plumbing Code, which takes away 84 lb, leaving 698 lb. However, when an extra-heavy, cast iron building sewer is required, assumed to be 40 ft, this adds 488 lb



that the use of copper tubing be retained for use in the water supply system with the further recommendation that a study be made of copper tubing which is approximately 70 per cent lighter in weight than commonly used, but which will not be impractical. The Committee feels that, at least, this copper tubing should be considered where water conditions have a deleterious effect on ferrous pipe.

A recommendation having two-fold implications is that immediate study be started on the effect of water pressure on plumbing design. Besides reducing pipe sizes, the water conservation program would be aided.

**Penalties of Obsolete Codes**

Obsolete codes impose unnecessary expense on the public in many different ways. Oversized pipes must be used, and vents that are not needed must be installed. Designers and contractors must be familiar with the multitudinous details of the different codes where they work. The interpretation of code requirements is often difficult, leading to time-consuming negotiations and, sometimes, the removal and replacement of construction partially completed. Manufacturers must furnish variations of a given product to meet different requirements, instead of standardizing their product.

**Analysis of 50 Representative Codes**

Of 50 typical cities recently surveyed, 20 have either adopted the National Plumbing Code or are revising their codes so as to agree with it. Obsolescence and overdesign in the other 30 will be illustrated by typical examples. Five codes require extra-heavy, cast iron soil pipe for the building sewer. Seven require the installation of a house trap and fresh

**TABLE 2**

National Plumbing Code		One-Family Unit (One Story, No Basement)	Other Codes	
Length or Units	Weight, Lb	MATERIAL DESCRIPTION	Weight, Lb	Length or Units
—	—	4" X.H. (Extra-Heavy) C.I. Soil Pipe	602	50'
45'	280	3" Service Weight Pipe	—	—
—	—	4" X.H.C.I. Y's and TY's	96	4
3	66	3" Service Weight Y's and TY's	—	—
—	—	4" X.H.C.I. Sweep	45	3
1	14	3" Service Weight Sweep	—	—
—	—	4" X.H.C.I. House Trap	28	1
—	—	4" X.H.C.I. Return Bend	22	1
—	—	4" X.H.C.I. Water Closet Bend	22	1
1	20	3" Service Weight Water Closet Bend	—	—
—	50	Caulking Lead	92	—
5'	14	1 1/2" Galvanized Pipe	82	30'
3'	7	1 1/4" Galvanized Pipe	—	—
—	—	1 1/2" Gal. Drainage San Tee	3	2
—	—	1 1/2" Gal. Drainage Tee	1	1
—	—	1 1/2" Gal. Drainage Tuckers	3	2
1	2	1 1/2" Gal. Drainage Els	5	3
1	2	1 1/4" Gal. Drainage Els	—	—
—	—	1 1/2" Galvanized Malleables	5	3
<b>435</b>		<b>Total Weight Savings = 52%</b>	<b>913</b>	

air inlet, which are not recommended in light of present knowledge. Ten of the codes require that the unvented length of a fixture drain must not exceed 2 ft.

All fixtures have to be back vented, according to 13 of the codes. For a number of years stack venting has been advocated for a single-story system (or

the top floor of any system) as providing adequate drainage and venting, requiring less pipe than a conventional back-vented system. Under certain conditions, wet venting (drain for one fixture acts as vent for another) is entirely practicable in one- and two-story drainage systems, with relatively simple restrictions on the fixtures and sizes of vents.

# A SUMMARY OF BRITAIN'S WORLD-WIDE

*Special Report on the Congress by D. E. Parsons*

**Chief, Building Technology Division, National Bureau of Standards**

The author was on the program and discussed U. S. research on weathering and durability

INTEREST in building research by people from nearly all nations was evidenced by the size and nature of the membership, and the quality of the papers and discussions at the Building Research Congress in London, September 11 through 20. The Congress was attended by more than 1300 architects, engineers, and builders from 50 countries. Although many international meetings have been held relating to engineering and sciences which have a bearing on problems of building, none previously had as its subject the problem of building as a whole.

It was appropriate that this Congress should be held in the United Kingdom because the first building research station was established about 30 years ago under the Department of Scientific and Industrial Research of Great Britain. It was also appropriate that Dr. F. M. Lea, the Director of the Building Research Station, and other members of the staff took a leading role in organizing the Congress.

## **Congress Organization**

The Congress was organized into three divisions — Division I dealt with design and construction methods; Division II, with materials; and Division III, with acoustics, heating, air conditioning and lighting.

The authors of papers, all of which were preprinted, were allowed not more than 15 minutes and were urged to consume only 10 minutes in presenting brief summaries of their papers and such added new material as seemed appropriate. This rule was well enforced for the most part, which enabled the meetings to begin and end on time, yet allowed time for a number of discussions, which were limited usually to about five minutes each.

Trips to industrial, governmental, and university laboratories, to the sites of constructions, and to various engineering works and exhibits were well planned and conducted.

## **Scope of Papers**

The papers in Division I reviewed present practices in the design and erec-

tion of buildings and suggested ways to develop improved methods. The reviews cited many examples of improvement in design, such as those pertaining to columns, thin shells, use of light alloy structural members, light-gage structural members, and glued laminates of timber.

New information was presented on foundation problems in cold climates, shrinkable clays, and deep piles. Great savings in the weight of buildings achieved during the past century were recognized. The use of welding and of machines for cutting, drilling, hoisting, and transporting have aided in reducing the amount of labor at the construction site. Many profitable fields for new laboratory research were pointed out, as well as the need for improved mechanical aids. More versatile machines are needed at the site of erection to replace those designed for one material or operation.

A number of papers discussed durability of materials in different environments, giving an excellent summary of current problems. Advances in technique for controlling the quality of concrete were described, and an excellent summary of the properties of lightweight concretes was given. Evidence was presented of the use of scientific controls in the manufacture of clay products, and a summary of recent research on the properties of brick masonry was presented. Other papers dealt with the quarrying and use of building stone, the manufacture and properties of lime, and technical problems relating to paints, plasters, curing of concrete at high temperatures, preservation of timber, and the properties and uses of plywood. The need for further research on materials was stressed by most authors.

Papers on acoustics of building discussed theories of design, application of these theories and construction procedures. Problems of heating and air conditioning were similarly treated, emphasizing the effect of climate on operating efficiency and comfort. Problems of radiant heating were not neglected and the effects of external

temperature changes on buildings and heat transfer through constructions were discussed. Brightness, glare, daylight intensities, and color were considered, and specific problems relating to the design of factories, hospitals, and schools were investigated.

It was repeatedly implied, when not stated explicitly, that most of present-day building is with materials long in use and by traditional methods of erection, but it was also agreed that changes are being made as rapidly as the basic information needed to assure their success becomes available. Only those writers who had predicted complete and sudden change in the appearance of buildings and in materials and methods of erection following World War II were thought to be disillusioned by what must seem to them slow progress.

## **Problems Are Universal**

Listeners were made aware that many of the problems facing the building industry and professions in different parts of the world are identical, and that others are so related that fundamental research in one country helps to solve questions in others. Although building and safety codes may have retarded progress in the past, the present tendency in most of the countries represented is to revise codes as soon as precise knowledge makes that possible without undue risk. More rapid progress must await new technical information. The lack of adequate methods of testing and evaluating materials, constructions, and equipment is a serious handicap. The natural tendency of some units of the complex building industry to adhere to traditional ways presents a problem in many countries.

The papers presented at the Congress were printed in three volumes. A small supply of these is still available and may be obtained at a cost of \$9.80. Discussions of the papers will appear in a fourth volume now being prepared for publication. Copies of the publications may be obtained from the Organizing Secretary, Building Research Congress, 57 Onslow Gardens, South Kensington, London S.W. 7, England.

# BUILDING RESEARCH CONGRESS

Excerpts from an address, "Building Research Today," by Dr. F. M. Lea, Director of Building Research, Department of Scientific Research of Great Britain, at the opening session of the Congress, emphasizing the necessity of integrating building research

The whole experience of building research points to the need for integration of its results. Building research does not split up neatly into the formal divisions of the sciences. Its problems often cut across the normal dividing lines; they go beyond the physical sciences into psychology, sociology and economics, and they extend into the arts and crafts. Though the man of science may feel the ground growing steadily less firm as he moves away from the exact sciences, he can never forget that it is the response of man that is the test of a building, and that this response is conditioned by the whole environment rather than by any individual part of it.

## ***Building Research Includes Many Sciences and Arts***

It is still, I think, too often imagined, and in this the building industry is far from singular, that research consists of the study of isolated problems, the solution to any one of which is complete unto itself. There are limited and simple fields in which this is true, but building is a complex operation of design, manufacture, and construction in which major changes in any one particular procedure can rarely be made without many repercussions.

It is, indeed, the recognition of this that has led to the rapid development of building research organizations. But there is also another reason. Though the phrase "building science" may, for convenience, be loosely used, there is no separate science of building as such. In the three stages, planning, investigation, and application, research needs not only the scientist and the engineer, but also the architect and the builder, the economist, the worker in social studies, and the help of medical science. Research work extends outside the laboratory not only to investigations of building operations, of full-scale structures, and of conditions as they are in existing buildings, but also to full-scale trials in experimental building.

Building research is not the exclusive province of research organizations bearing that name. Major contributions come to it from the work of individuals

or groups in universities, in other research institutions, and in industry. But, however important the sum total of these contributions, something additional is required to secure coherence, integration and application. The form this takes will vary in different countries according to particular habits of organization and needs. In some it may be limited to a committee or central body charged with the selection of investigations desired, with the stimulation of activities in existing institutions, and with voluntary collaboration. But this will often lead, as experience in this country and elsewhere has shown, to the more positive steps of setting up, first, specific research groups, and then a central research institution. It is of much significance that central building research organizations now exist in many countries throughout the world. The formation of these, many of them in recent years, reflects the importance now attached to the application of scientific research to this traditional industry.

## ***New Experimental Techniques***

The scope of building research has steadily broadened. In recent years the introduction of new experimental techniques has provided potent weapons for furthering the study of structures. The application of X-ray and electron diffraction, and electron microscopy, to the study of materials has served both to check and to extend knowledge of their fundamental nature. A new branch of engineering, soil mechanics, has arisen from the study of the behavior of soil and gone far to show how buildings and structures may be saved from subsequent trouble.

Another important and interesting development of research has lain in the technical-economic sphere. In research on materials and structures we commonly and legitimately isolate technical problems for initial study. The application of their results will, in the final event, depend much on economic considerations, but these enter as a separate stage rather than as an integral part of the research itself. No similar separation of technical and economic factors is pos-

sible when we come to examine building operations, as, for example, the ways in which materials are handled, and built into place on the site. Here the performance of man and machine, economic and technical data have to be obtained side-by-side.

The application of scientific research to a traditional industry raises problems which are not present in modern industries which have grown from science. Part of the function of research is to make clear the scientific basis underlying traditional methods, so that they can be more readily and intelligently modified to suit changed materials, methods, and circumstances.

## ***Why The Time Lag in Building Innovations?***

The structure of the industry with its separation of design, manufacture and assembly does not facilitate the introduction of that which is new. Changes may involve action by each of these three separate branches, and experience in non-traditional methods of house building, for example, shows how much care and close collaboration is needed if potential successes are to be realized. Some of the papers presented to this Congress provide good evidence of this.

We hear much of the time lag between research and application. The means by which this can be reduced must be of vital concern to the building industry, for improvements in its methods can do much to give mankind those higher standards of living to which all aspire. While research in a manufacturing industry can be applied direct by the producer, there is no such single channel through which the results of building research can be put in effect. They have to be applied, sometimes singly, but often severally, by the different branches of the industry. With responsibility divided, collaboration becomes essential if each branch is not to find very human reasons for any failure to secure collective advance. Building research organizations can do much to integrate the results of research, but in the end it is on the industry itself that progress depends.

# STUDIES ON COOLING OF TROPICAL HOUSES

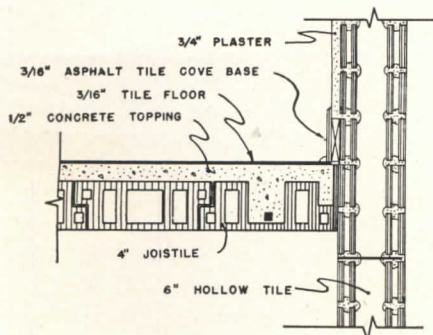
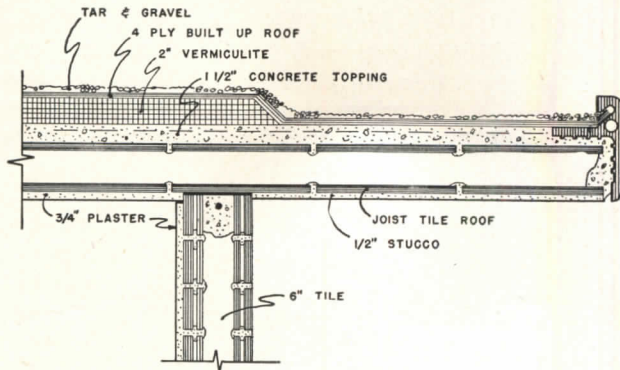
By *W. R. Woolrich*

*Dean, College of Engineering; Director, Bureau of Engineering Research  
The University of Texas*

The author is chairman of the newly formed Committee on Tropical Housing and Building Research of the Building Research Advisory Board



An all-ceramic house under test at The University of Texas can maintain lower daytime temperatures by utilizing night air to cool down the walls, which will then soak up daytime heat



IN A MAJOR PORTION of those states south of the thirty-sixth parallel, an area in which thirty million people have learned to live successfully, the residents need to recognize a much different concept of building for comfort from that which prevails in the northern areas of this nation. The greater portion of the inhabitants in this area should be more interested in homes designed for coolness than for warmth. It requires fully as much ingenuity to maintain a southern house at a satisfactory level of coolness in summer as it does to maintain a northern house at a satisfactory level of warmth in winter.

### Most Research on Heating

Probably 90 per cent of the scientifically sound research that has been done on the heating, cooling, and ventilating of the dwellings of man within the United States has considered him as a refugee from cold. Yet two-thirds of the peoples of this earth are refugees from heat, not cold, for most months of the year.

The better houses of the South have been built with too much of an investment in heating equipment and too little in summer livability. When the heating seasons last only two, three, or four months annually, it is very difficult to justify investments in elaborate heating devices and equipment.

At The University of Texas, tests are being conducted to show how dwellings can be kept cool by natural means through proper design and choice of materials. This article comments on the cooling of two ceramic houses and one FHA frame house by using the night air. But, first, it is well to inquire why many of today's houses in the South fail to provide protection from heat.

Unfortunately, what has happened too often is that northern house designs have been adapted to southern areas, with a reduction in the building mass and a degradation of the workmanship standards for the floors, walls, and ceilings, based on the rationalization that the milder climate requires less adherence to heavy construction and reduces the need for careful carpentry or masonry. These are entirely false premises for satisfactory permanent tropical construction.

### Improving Summer Comfort

Much can be done to improve warm-weather livability by the architecture and the engineering of the house itself. The procedures followed to obtain the maximum benefits of properly located

windows, doors, and ventilators can contribute much to the comfort of a warm-climate house. The landscaping and adjacent tree and shrub planting can be important factors. The building materials used may have a most marked effect in achieving summer comfort.

The recent publicity given to solar heating indicates that the major portion of areas south of the thirty-sixth parallel might well turn to the sun for all or nearly all of the required comfort heating. It is of interest that, in much of this same area, the storing of nighttime coolness to be utilized the following day is already an accepted practice by some of the more alert home owners. This procedure, however, holds possibilities of much more effective application than house designers and builders have utilized to date.

The recently publicized procedure, which originated in Germany, for keeping houses cool by circulating outside night air through masses of crated, sized stone stored in the basement and then in the daytime re-circulating the air within the house through these stones and back to the rooms is fascinating. Such a system, however, would not be very attractive in the southern zones where basements for houses are the exception. There is, nevertheless, an excellent opportunity for architects to use the same principle by designing within the house various walls, staircases, fireplaces, flower boxes, shelving, and floors in attractive masonry materials through which the cool night air could be circulated for the storage of coolness to be effectively used in these rooms during the period of high outside temperatures the following day. This can be especially effective if done with all of the outside house windows closed throughout the daytime.

In the simpler designs for homes, all or most of the investment in home cooling can be accomplished by utilizing natural ventilation and adopting workable living procedures. As the house design grows more complex, mechanical cooling devices can be employed more effectively.


For a large number of people, the investment in ventilating fans will be as far up the economic price scale as they can justifiably go. Unfortunately, only a small percentage of the fans installed in modern homes give their maximum usefulness as coolers of the houses because of injudicious selection, installation, and usage.

In the larger southern homes, refrigerated cooling is desirable. On the

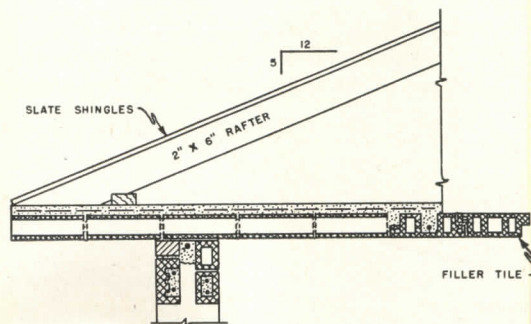
coastal plains, mechanically refrigerated cooling is to be especially recommended since it can effectively cool and dehumidify the air in one process.

There are still many questions to be solved relative to refrigerated air conditioning in the home, including the interesting possibilities in radiant cooling, but most of the current study in which we are engaged is devoted to the possibilities of keeping humans cool who must live in structures in which the investment must be limited to cooling either naturally or by fan installations.

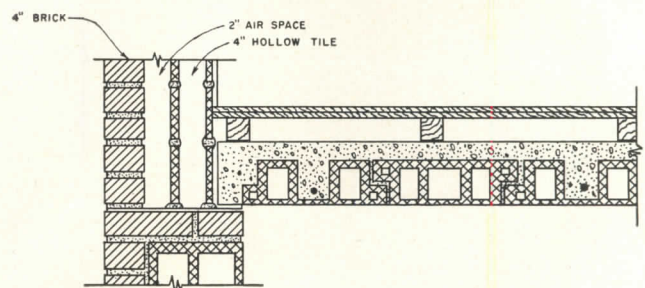
In Austin, Texas, for the period from June 15 to September 15 annually, not only can you predict the weather with a reasonable amount of certainty, but you can also, within a close approximation, write a formula for the dry- and wet-bulb temperature variations each twenty-four hours. In the Austin area it is a better than 90 per cent chance that each day of the above period will have a dry-bulb temperature which will rise each mid-afternoon to between 90 and 100 F and rhythmically fall each night to 78 or 74 F by four



Another house being tested to obtain data on natural cooling of tropical houses is constructed of brick walls backed up by tile



Roof section is 1/2 scale of floor section



o'clock in the morning. During the same period the wet-bulb temperature will rise to not over 76 to 78 each mid-afternoon and fall not below 70 to 74 by four in the morning.

The 10 per cent or less days when these rhythmic variations will be upset are the brief storm periods, which occur rather rarely in summer. An analysis of these daily temperature cycles indicates that (a) evaporative cooling can be successfully used much of the time in the area, (b) outside sleeping temperature conditions are quite ideal and should be imitated as far as possible in design and construction, and (c) storage

of night coolness in the mass of the structure holds interesting possibilities.

### Cooling of Three Houses

To illustrate the storage effect of the night coolness in the semi-arid climate of the Southwest and the relationships of this storage to house livability, three houses in the housing research project at Austin, Texas, were selected for tests. The specific study described here was made by Lucky Sawamura, Professor Wayne Long, and the writer.

An FHA-approved, six-room frame

house has been used in the studies as a reference check for comparison with other houses built of more fireproof materials. There is a 42-in. attic fan installed with intake in the hallway and with discharge into a vented attic. The heating is forced warm air.

A second house of brick and tile is designed similarly to the frame house, but has a ceiling and floor of joistile (a special ceramic tile) and wall of brick, backed up by hollow tile. The ventilating fan and furnace have been installed similarly to the frame house.

The third house is all-ceramic and has many features different from the other two. The roof is ceramic, with a low-pitched roof over the south half of the house rising above a flat roof over the north section. The floor is joistile and the walls are 6-in. hollow tile, plastered on the inside. This house has hot-water panel heating in the floor, and has two 42-in. fans arranged to pull air through the house and discharge above the flat portion of the roof.

All three of the houses have the same orientation, floor area, number of rooms, and are quite alike in internal arrangement.

The tests reveal some interesting characteristics. There is very little difference in the inside summer temperature of the brick and frame houses if they are kept closed day and night. From day to day these houses will accumulate more heat until they reach a thermal balance.

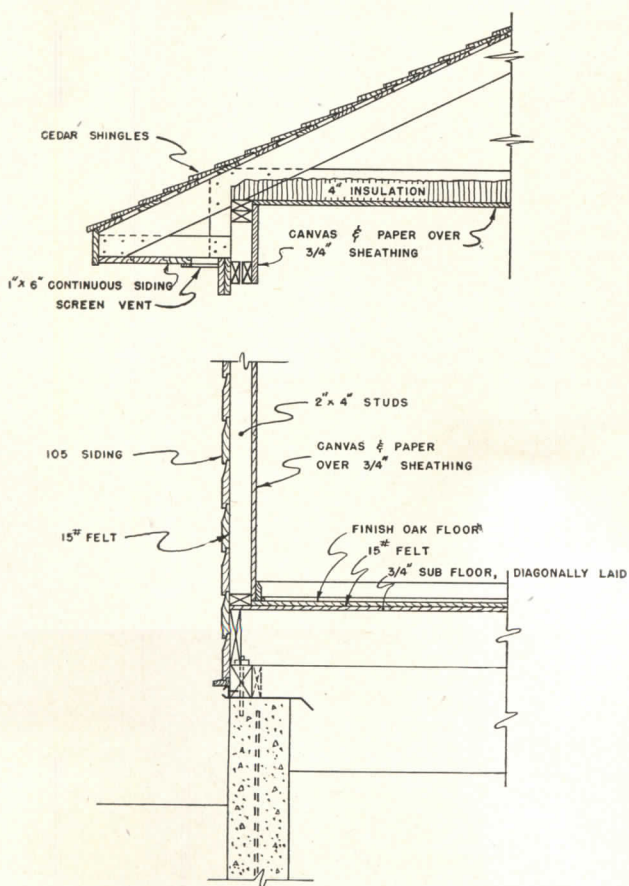
There is much to be gained by opening the windows and leaving them open night and day with both brick and frame houses. The brick house has a slight advantage, caused by the mass of material within the house accumulating more coolness at night.

With windows closed day and night in the ceramic and frame houses, there is little difference in the 24-hr effect.

A comparison of the all-ceramic and frame houses, when they are fan ventilated at night and are closed in the daytime, shows that the ceramic walls heat up more quickly in the morning sun, but, later in the day, the ceramic house has a lower inside air temperature. There is considerable evidence that, with nighttime fan ventilation and daytime closing of the house, the optimum storage of coolness could be accomplished by using lightweight ceramic outer walls and more massive room partitions. Probably the early residents of southern areas who built heavy masonry partitions to assure room privacy also achieved a reservoir of cooling.



This frame house, similar in size and plan to the ceramic houses, was used as a comparison to demonstrate how much cooling could be stored in the heavy walls of ceramic tile and brick





# HEATING AND VENTILATING ENGINEERS OPEN ENVIRONMENT LABORATORY

November 1 marked the opening of the ASHVE Environment Laboratory, the heating engineers' newest and, perhaps, most important facility for fundamental research on panel heating and cooling.

The Environment Laboratory is a large room in which the temperature of all room surfaces and portions of each surface can be controlled separately, so that it is possible to simulate a variety of combinations of cold and warm walls, windows, floors, and ceilings. To simulate a corner room of a building, two walls can be cooled to desired temperatures, while some portions of these walls can be held at a lower temperature to act as glass areas.

The room will be used as follows:


1. To measure the method of the exchange of heat between the surfaces of the room and the air in the room as they are affected by temperature of the surfaces, temperature and humidity of room air, rate of ventilation, character and location of room surfaces.

2. To determine the influence of radiation on human comfort.




3. The room may also be used for a study of the removal of heat by means of heat-absorbing panels.

4. Evaluation of the effect of different interior surface finishes on the performances of panels.


The laboratory is necessary to the ASHVE four-part research program on panel heating and cooling: (1) heat distribution within and behind the panel, (2) heat transfer between the panel and the space in the room, (3) comfort conditions, and (4) controls.




Above: exterior of the laboratory showing the instrument console, entrance to crawl space underneath the stairs, and dehumidifier and duct work. The ceiling can be raised or lowered. Right: 175 heat flow meters like this, made of bimetallic foil separated by plastic spacers, will measure how much heat is picked up or given off by the room surfaces. Lower right: the two shining pipes are perforated ducts for introducing air to simulate infiltration; behind the pipes are polished shields to direct air away from the walls. Lower left: rear view of aluminum panels with copper coils



## NEW DEVELOPMENTS IN PRESTRESSED CONCRETE



Above: prestressed roof beams for machine shop of geophysical laboratory in Tulsa, Okla. Beams were prestressed with 14, 1/4-in. high-carbon wires. Below: ceiling of main laboratory building; 30-ft beams are prestressed, girders are not



Below: machine-made blocks shown at left were assembled into prestressed girders for a highway bridge near Detroit, Michigan



Evidence at the MIT conference on prestressed concrete last August and other reports indicate that there is a great deal more construction underway with this method than might have been expected, considering that the first U. S. prestressed bridges were completed only a year ago.

Further demonstration of the interest that has been aroused was the seminar held by the Central States District Conference of AIA on October 19. P. F. Blair and Son, of Tulsa, Oklahoma, conducted tests on a 50-ft prestressed beam, and Charles C. Zollman led the seminar.

At the MIT conference, P. F. Blair, Jr. described two prestressed buildings for a geophysical laboratory in Tulsa. Prestressing was started in December, 1950, for the main building and in May of this year for the machine shop. The Blair company began in September to prestress 50-ft beams from 28 to 50 ft in length for an elementary school in Tulsa.

That developments in prestressing are spread throughout the country was further demonstrated at the MIT conference by discussion of a bridge near Detroit, opened a month ago. The bridge, designed by Johnson and Anderson, engineers of Pontiac, Michigan, has a superstructure of job-assembled, precast concrete block girders (see construction photos), prestressed with galvanized bridge strands.

News of prestressed roof beams in an industrial building comes from the F. W. Wakefield Brass Co. in Vermilion, Ohio, which used 60-ft beams in a 60 by 200 ft addition to their factory, designed by the Austin Co.

## PRODUCTS for Better Building

### Wood Paneling

Mass-milling techniques, good supply of imported and domestic woods, and a growing acceptance of the use of random widths and lengths have reportedly brought the cost of solid wood paneling within the range of moderately priced homes, according to the Philippine Mahogany Association.


Processing costs are said to be considerably lowered by the mass production techniques that permit 10,000 to 30,000 feet of wood to be run in a single batch. Use of random lengths and widths is claimed to reduce a great amount of waste and special processing. Other cost-cutting items in installing wood paneling



Thinner panels employed for moderate-cost installations of solid wood paneling



Employment of random lengths and widths of wood paneling lowers costs



Installation of solid wood paneling in low-cost home is result of mass-milling

include use of a  $\frac{3}{8}$  in. thick panel instead of the  $\frac{3}{4}$  formerly used, and selection of the second grade, which has only a few minor defects, instead of top grade. Philippine Mahogany Association, 111 W. Seventh St., Los Angeles 14, Cal.

### Lighting Show

Of interest to architects, consulting engineers and utility lighting service personnel is the *Westinghouse Lighting-at-Work Show*, which is currently touring major cities in the United States. Lighting application problems relative to industrial and commercial areas are

analyzed by the use of slides, movies, charts and a mock-up architect's office. The 90 minute presentation stresses "fitting the design to the use" by making case studies of school, office, low-bay, high-bay and other commercial and industrial lighting applications. Included in the discussion are possible lighting layouts, types of light distribution patterns, luminaires, lamps, ballasts, and wall, ceiling and floor coverings for each job. The American Institute of Architects has said of the show that "it is of value and interest to the architectural profession." Information regarding where the show can be seen may be obtained from Westinghouse Electric Corporation, 306 Fourth Ave., Pittsburgh 30, Penna.

### Motorless Electric Refrigerator

Development of what is said to be the first completely silent electric refrigerator is reported by *Servel*. Since, like the

manufacturer's gas and kerosene refrigerators, the new electric model operates on the absorption principle in which heat energy activates the freezing system, there is no motor, hence no motor noise. Heat is supplied by a compact electric unit, and since the entire system contains no moving parts to require repair or replacement, the manufacturer offers a ten-year warranty on the refrigeration unit, twice the time of the current standard-practice warranty. Constant temperature control is also cited as an important feature of the new model. Since there is no motor and no variation because of cycle of operation, the desired temperature is said to be maintained without fluctuation once it is set by dial. The electric models will be priced approximately the same as the manufacturer's gas models. They operate on both AC and DC and are available in eight sizes, ranging up to 11.5 cu ft. *Servel, Inc., Evansville, Ind.*

(Continued on page 234)

## LITERATURE FOR THE OFFICE

### **Air Conditioning Equipment**

(1) *Custom-Air (Bulletin DS-369)*; (2) *Unitrane (Bulletin DS-420)*; (3) *Centravac Hermetical Centrifugal Refrigeration Unit (Bulletin DS-399)*. Booklets describe two Trane air conditioning systems. The first discusses the manufacturer's central conditioning system, which features individual room temperature controls, moisture and ventilation remaining constant for the entire installation; the second deals with a multi-unit conditioning system, in which each room has its own separate air conditioner with both temperature and humidity controls. Both booklets include complete descriptions, with illustrations and charts, of the respective systems, together with outlines of procedures for planning complete installations and information about specific features. The third bulletin describes in detail a component part of the Custom-Air system, which may be used separately in conjunction with equipment made by other manufacturers. It furnishes information relative to the selection of medium horsepower centrifugal units ranging from 45 tons upward. 34 pp.; 34 pp.; 42 pp.; all illus. Trane Co., La Crosse, Wis.\*

### **Glass Block**

*Insulux Glass Block*. Besides describing properties and advantages of glass block, the booklet shows new 1951 designs in the manufacturer's line, with specifications included. Procedures for replacing regular and arched-head windows in 8 and 12 in. walls are outlined, amply illustrated with detail diagrams. 15 pp., illus. American Structural Products Co., Toledo 1, Ohio.

### **Shutters and Dampers**

*Air-Flo "Weather Sealed" Shutters and Dampers*. Specifications, diagrams and photographs of a variety of shutters including automatic, manual and motor-operated shutters, automatic ceiling shutters and automatic back draft dampers. A table of recommended sizes is included. 11 pp., illus. Air Conditioning

\*Other product information in *Sweet's File*, 1951.

Products Co., 2340 LaFayette Blvd., Detroit 16, Mich.

### **Steel Rolling Doors**

*The Lawrence Steel Rolling Doors*. A brief description of the manufacturer's line, including a new series of underwriter's labeled fire doors. Specifications and diagrams are included for both these and regular service doors. Insert shows typical installations of manual, chain and electrically operated doors in both face-of-wall and between-jamb types. 8 pp., illus. with 11 pp. illus. insert. Lawrence Steel Co., 5746 Venice Blvd., Los Angeles 35, Calif.

### **Insulating Glass**

*Foamglas Insulation for Piping and Process Equipment*. Booklet describes nature and properties of Foamglas, lists typical data for cold, intermediate and hot applications, details for insulating tanks, ducts, removable covers and tank heads, and accessory materials. Tables show sizes and shapes of the material available in pipe insulation, standard blocks, beveled lags and standard curved surfaces, as well as recommended shapes and thicknesses for various installations. 23 pp., illus. Pittsburgh Corning Corp., 307 Fourth Ave., Pittsburgh 22, Pa.\*

### **Incinerators**

*Plibrico Incinerators*. Pamphlet describes incinerator installations for a variety of ordinary and special needs. Included are rubbish destructors, for dry waste; garbage incinerators, for wet refuse and garbage; biological and pathological incinerators; linings for crematories; steel-ribbed wood burners; portable incinerators and smoke abatement equipment. 15 pp., illus. Plibrico Jointless Firebrick Co., 1800 Kingsbury St., Chicago 14, Ill.

### **Calcium Silicate Products**

*The Story of Kaylo*. Booklet describes properties and characteristics of Calcium Silicate and its uses and potentialities in the construction field. Heat insulating blocks, pipe insulation, insulating roof tile, laminated wall panels

and firedoors are all discussed. 20 pp., illus., Owens-Illinois Glass Co., Toledo 1, Ohio.\*

### **Fluorescent Lighting**

*Mitchell Dynalite, Job Rated Lighting for Industry, Catalogue No. 438*. A complete line of 82 industrial fluorescent units is illustrated in this catalogue, which includes complete specifications for all models, dimensional diagrams, tables of coefficients of utilization and distribution curves. Also included are descriptions and pictures of available accessories for the line, as well as information concerning the manufacturer's "economy line" of industrial units. 11 pp., illus. Commercial and Industrial Lighting Div., Mitchell Mfg. Co., Chicago 14, Ill.

### **Kitchen Planning**

*Prize Winning House Plans: Special Kitchen Planning Awards*. Utilizing 13 prize-winning plans from the National Association of Home Builders — Forum House Design Competition, this booklet illustrates in detail how the manufacturer's kitchen equipment may be arranged to suit the kitchen plan of each. Over-all floor plans of each house are also shown, together with small line sketches of each. A reference sheet of specifications of units in the manufacturer's line is included, showing each in scale with its catalogue number. 29 pp., illus. Youngstown Kitchens, Mullins Mfg. Corp., Warren, Ohio.

### **Lightweight Concrete Specifications**

*Light Weight Insulating Perlite Concrete Typical Mix Designs*. A table of five recommended standard mixes for lightweight insulating perlite concrete, which is said to establish for the first time the joint experience and technical knowledge of mix ratios, water cement ratios, air entraining qualities, etc. The information was compiled in order to afford the building industry precise data on economical use of the material. Perlite Institute, 35 W. 53rd St., New York 19, N. Y.

(Continued on page 252)

# STRUCTURAL FORMS - 1: Rigid Frames in Steel

By Seymour Howard, Architect, Instructor at Pratt Institute

*These sheets form the first of a projected series on structural shapes, designed to provide a handy rule of thumb type of calculation to speed early stages of architectural design. Later installments will cover wood and concrete as well as steel.*

*Purpose of these sheets: To give the architect a description and analysis of the principal features of certain structural forms as they affect preliminary architectural design.*

**RIGID FRAMES IN STEEL (SINGLE SPAN). Shape of frame, structural considerations:**

For each condition of loading there exists a corresponding frame shape in which bending stresses can be eliminated. This shape is the *pressure line* and can be found from the string polygon for the given loading (Fig. 1).

A frame when built, however, is not subject to only a single condition of loading. The self-weight of the structure is constant, but the shape will be distorted by temperature changes, by axial strains, and may be deformed by foundation movement. And the imposed, live-loads will vary with weather and with the use of the structure.

These variations in loading can be properly anticipated by choosing a shape which corresponds best to the loadings expected for most of the time and which corresponds safely to the loadings expected at any time. This form will require the least material and will usually not cause tensile stresses.

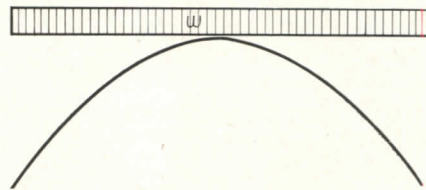
**Shape of frame, architectural considerations:**

Although they are often the most satisfying aesthetically, the curved (or polygonal) forms and large  $\frac{\text{height}}{\text{span}}$  ratios required by purely structural considerations are often wasteful of cubage and expensive to construct. (See Fig. 2, Sheet 2).

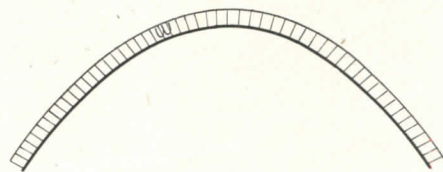
**WARNING.** In no case should shapes or sizes approximated from these diagrams and tables be used without a complete structural analysis based on the specific problem, even if the conditions of loading seem to be exactly the same as those on which these diagrams and tables are based. The reference material cited in each case can be used for the more complete analysis.

Fig. 1

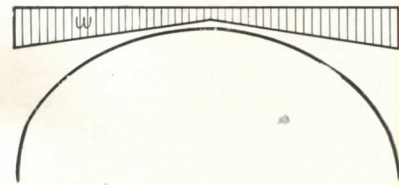
Frame shapes to eliminate bending stresses for various loadings



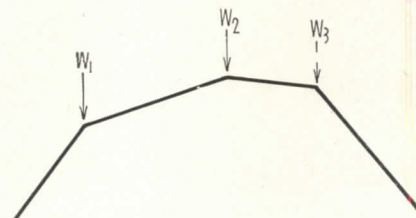
For exactly equal horizontal loading,  
**A Parabola**



For the dead weight of a constant section,  
**A Catenary**



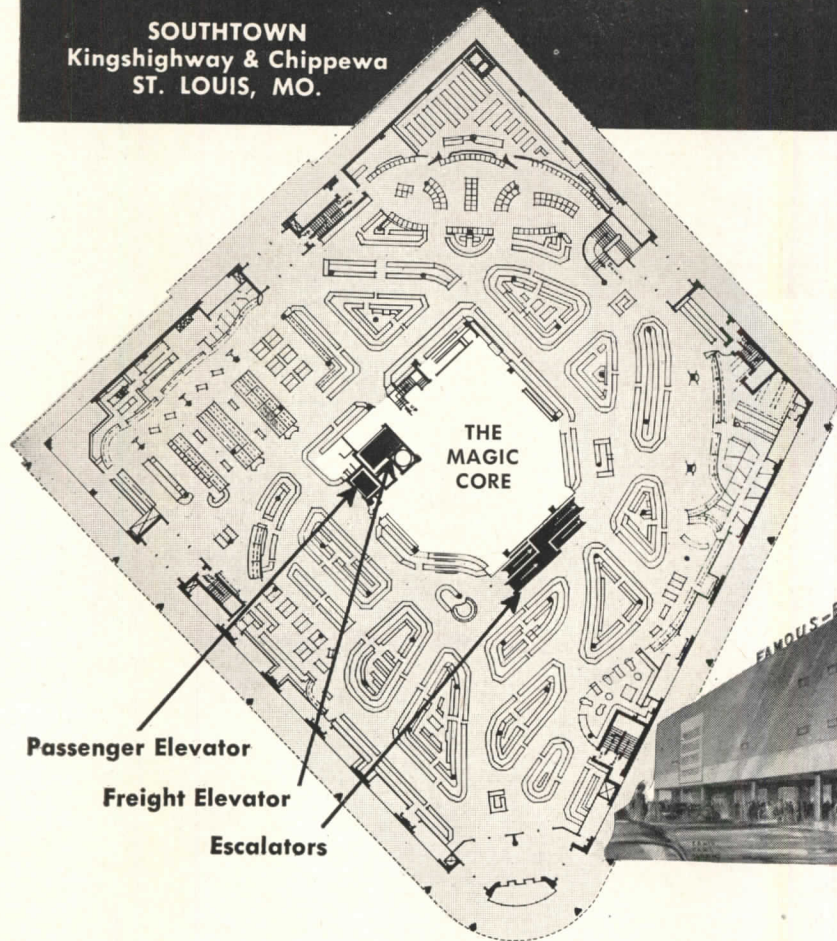
For increasing load toward the abutments,  
**An Ellipse**



For point loads,  
**A Polygon**

# FAMOUS-BARR Includes 7 Otis Escalators

SOUTHTOWN  
Kingshighway & Chippewa  
ST. LOUIS, MO.



## in "MAGIC CORE" Merchandising Machine



P. John Hoener, Architect  
Westlake Construction Co., General Contractors

Famous-Barr says, "Southtown is a famous first—the only retail store designed around the 'Magic Core'! It's the most efficient merchandising machine in the country. We predict it will set the pattern for stores to come. Southtown, which opened August 24th, is the third store in Famous-Barr's design-for-service in the St. Louis area. Floor space? Over 300,000 sq. ft. Probably the country's largest suburban store!"

All elevators, escalators, telephones and public rooms are efficiently compacted within the "magic" service core in the center of the building. Departments are arranged in "shallow" design, providing wider open entrance areas

and easy traffic flow. Every floor gains 300 lineal feet of wall space for merchandise display and stock. Less walking for sales people should raise their sales volume and improve their peak hour service.

Otis engineers worked closely with the architect and the Famous-Barr management in planning *free-flow* escalator service from parking areas to basement and UP and DOWN to all four sales floors—which are also served by an Otis passenger elevator. Incoming stock is carried by an Otis freight elevator from the basement to "Stockroom Mezzanines" located between each sales floor. All stock is then checked, marked and sent by chute to the selling floor below.



*free-flow*

**ESCALATORS**  
increase store-wide sales

**OTIS FREE-FLOW ESCALATORS** are spacious inclined aisles. Their continuous movement attracts people instinctively to upper floors and basements. They have been designed . . . to provide a moderate cost, standardized escalator that is suitable for installation in any type of building . . . to reduce the amount of building framing or altering because they're lighter, more compact . . . to reduce installation time and to permit business to continue as usual. Otis quality prevails throughout for safety, reliability and attractiveness. A new Otis data booklet BM-59 covers layout, location and construction requirements.

Otis designs, manufactures, installs and maintains every type of vertical transportation equipment, including electric dumbwaiters—and assumes responsibility for the entire installation.

For further details of OTIS equipment, see SWEET'S Architectural File. Or, call your local OTIS office. Otis Elevator Company, 260 11th Avenue, New York 1, N. Y.

## STRUCTURAL FORMS - 2: Rigid Frames in Steel

By Seymour Howard, Architect, Instructor at Pratt Institute

When architectural considerations necessitate rectangular shapes, bending moments are introduced and larger sections are required. The more the shape of the frame departs from the pressure line, the greater the bending stresses introduced. In fact, the bending moment at any point on the frame can be calculated from the distance between that point and the corresponding point on the pressure line (Figs. 3, 4).

Slight changes in the shape of the pressure line with all except heavy concentrated loads have little effect on the frame design. This is true even for typical arch design where, theoretically, it is possible to make the arch axis and the pressure line coincide (for any single load condition) for the full span.

If the axis and the pressure line do not coincide, additional material is required to resist the moments induced. However, this added material is not entirely wasted because it provides an additional safety factor against unusual unbalanced load conditions. It is for this reason that unbalanced loads are so critical in the case of curved arches and are relatively of little concern in the typical rigid frame.

Where dead weight of the frame is extreme or where loads are unusual, some economies can be effected by careful study of the pressure line location.

Since rectangular frames depart the most from the usual pressure line, the diagrams have been prepared for this type. Section depths chosen on the basis of the rectangular frame can be used for preliminary purposes for other shapes as well.

Fig. 2

Frames following the shape of the pressure line may waste cubage

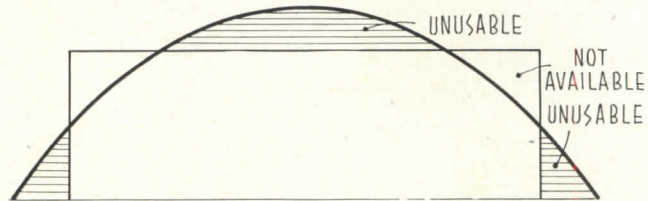
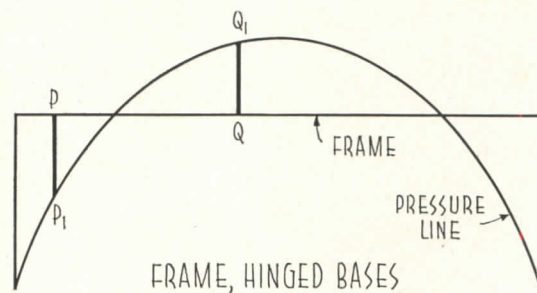
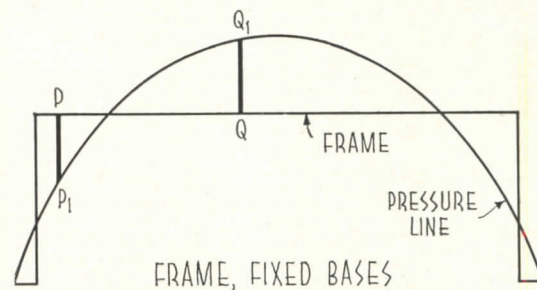


Fig. 3



Bending moment varies in proportion to the distance from the frame to the pressure line

Fig. 4



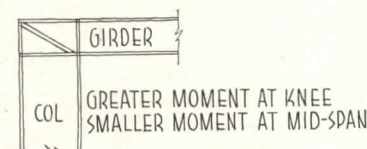
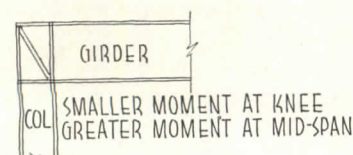
Depth of section has been used as the principal function because this is usually the major consideration in preliminary design.

In making the final calculations for a frame, it may be found economical to use one depth of section for the girder and another for the column

portion. These variations will affect the distribution of moments in the frame as in Fig. 5 shown below.

Whether the column and girder sections are of the same depth or not, a frame in which rolled sections are used is less expensive to fabricate than a frame of variable section,

Fig. 5. Effect of girder and column sizes on bending moments



THIS WILL NOT BE TRUE IN FRAMES OF EXTREME PROPORTION, EG.:





Chapel, St. Francis Episcopal Church  
San Jose, California

Architects: Higgins & Root, A. I. A.  
Photograph: Lionel T. Berryhill



*For enduring Beauty..* **CRA Redwood**

**The architect  
who knows Redwood  
knows the necessity  
of using uniform quality  
Redwood in his specifications.  
That's why he specifies  
CRA Certified Dry Redwood —  
seasoned with care,  
graded with accuracy,  
milled with precision.  
You build with confidence  
when you build with  
CRA Certified Dry Redwood.**

CALIFORNIA REDWOOD ASSOCIATION

**CRA**

Members: Holmes Eureka Lumber Co. • Arcata Redwood Co. • Coastal Plywood & Timber Co. • Hammond Lumber Co. • Northern Redwood Lumber Co. • The Pacific Lumber Co. • Rockport Redwood Co. • Simpson Logging Co. • Union Lumber Co. • Willits Redwood Products Co.



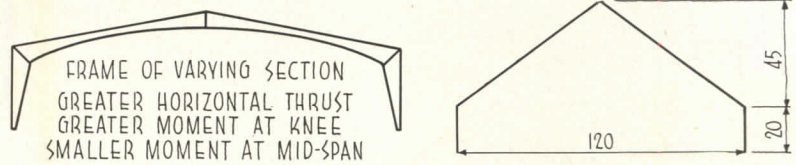
# STRUCTURAL FORMS - 3: Rigid Frames in Steel

By Seymour Howard, Architect, Instructor at Pratt Institute

though it will require more material. Variable depth section frames are therefore more often used for long span frames, which cannot be fabricated from rolled sections (Fig. 6).

Few frames are built without haunches at the knee and relatively few are built with horizontal girders. Therefore, the depths shown in Diagram 1 are somewhat larger than normally encountered. The following is a comparison between a few "complete" designs (with normal knee haunches) and the recommendations of Diagram 1. (See Table A.)

Fig. 6



As the frame departs from a rectangular shape, moments are reduced. For a simple gable shape, the reduction will permit up to a maximum of about 20% reduction in depth of section for relatively extreme proportions as shown above right

Note: For exact calculations for a given frame, use "Single Span Rigid Frames in Steel," by John D. Griffiths, published by American Institute of Steel Construction, Inc., 101 Park Avenue, New York 17, N. Y. or standard texts on indeterminate structures.

Table A

Actual Conditions with haunched frames				Theoretical Conditions
Span, ft	Height, ft	Column, in.	Girder, in.	(See Diagram 1) Depth of Section, in.
40	12	14	12	17
60	16	18	16	22
80	16	24	24	27
100	16	30	27	32
120	16	36	30	38

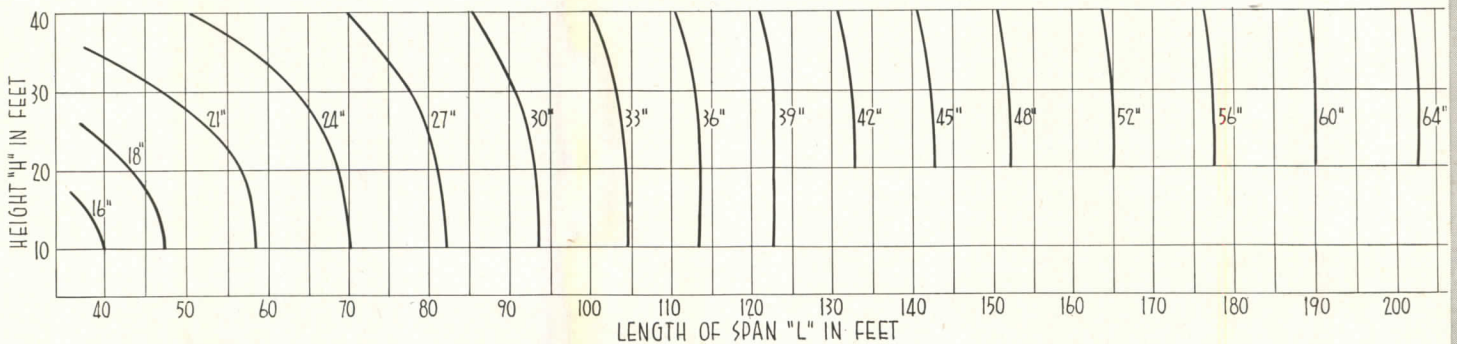


DIAGRAM 1—DEPTH OF SECTION AS FUNCTION OF LENGTH OF SPAN AND HEIGHT

Calculated for rectangular frames, spaced as shown in Diagram 2, and carrying total vertical load (including structure) of 50 lbs/sq ft and a horizontal load of 30 lbs/sq ft

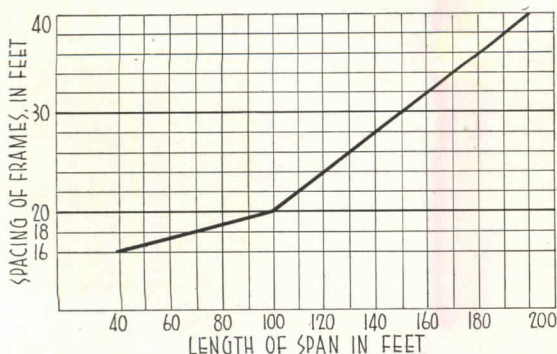


DIAGRAM 2

Showing spacing of frames used to make calculations for Diagram 1

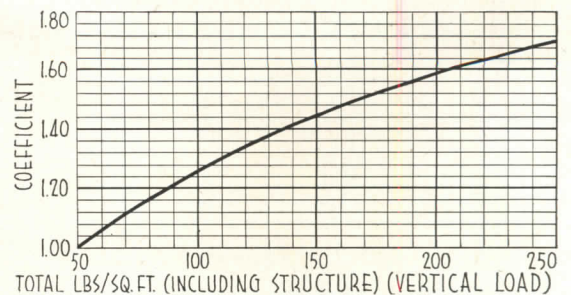


DIAGRAM 3

Multiply depth of frame as found in Diagram 1 by coefficient corresponding to actual total load per sq ft




# Heating Cost Held Low

## IN THIS APARTMENT DEVELOPMENT

■ Norwood Garden Apartments, Baltimore, Maryland, comprises 64 attractive units. They are heated by 18 Fitzgibbons steel boilers, sharing with thousands of similar buildings the ultimate in fuel savings resulting from the combustion efficiency, extremely rapid water circulation, and speedy heat transfer which have made Fitzgibbons steel boilers a favored selection among men who know heating. Get all the facts.

Write for Bulletin AR-12.



At top, a section of Norwood Garden Apartments, Baltimore, Md. Above, a "D" Type Boiler, one of 18 Fitzgibbons boilers of several types which heat the development. Heating contractors, Sutch and Steigler, Baltimore.

Men who know boilers select...  
**FITZGIBBONS**

**Fitzgibbons Boiler Company, Inc.**

General Offices: 101 PARK AVENUE, NEW YORK 17, N. Y.  
 Manufactured at OSWEGO, N. Y. • Branches in Principal Cities

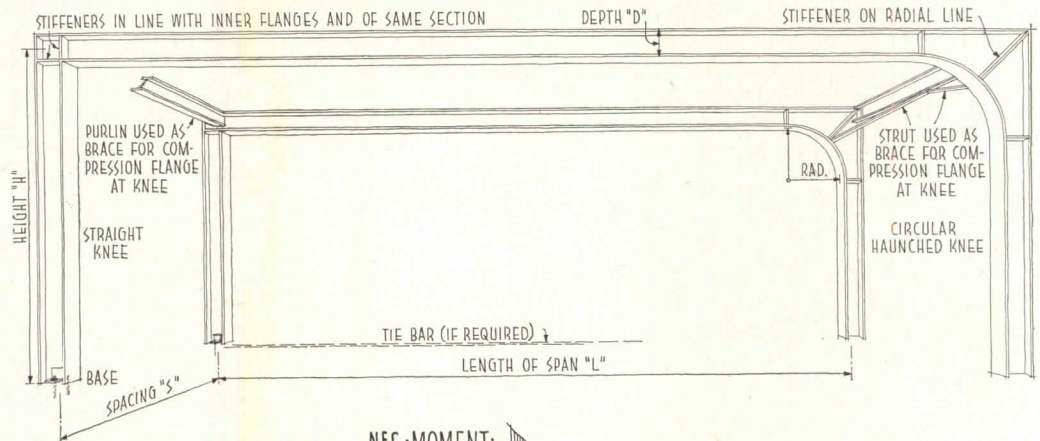
65th Anniversary



1886-1951

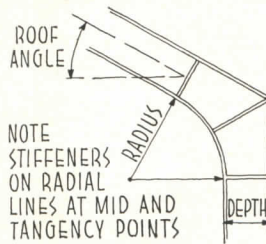
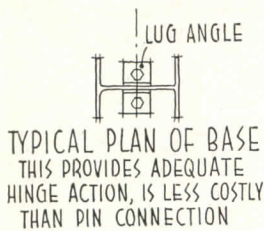
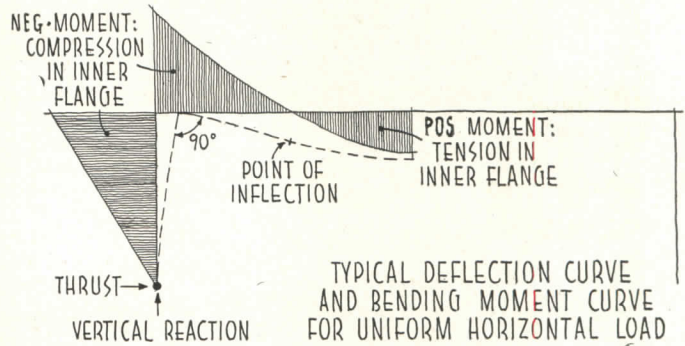
STRUCTURAL FORMS - 4: Rigid Frames in Steel

By Seymour Howard, Architect, Instructor at Pratt Institute



PERSPECTIVE SHOWING PRINCIPAL FEATURES OF TYPICAL SINGLE SPAN RIGID FRAME IN STEEL

Either straight knee or haunched knee (circular or polygonal) may be used. Frame can be made equally strong with either. Haunched knee increases thrust, increasing moment at knee and decreasing midspan moment



HAUNCH RADIUS	
Roof Angle	Radius
0°	3 x Depth
15°	2.5 x "
30°	2.0 x "
45°	1.75 x "

GENERAL CONSIDERATIONS

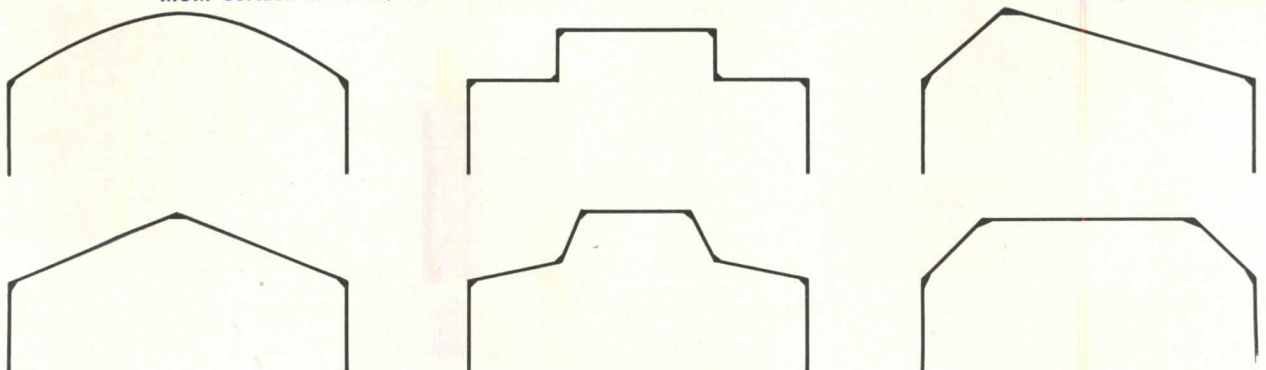
Advantages (compared with column & truss design)

- Decrease in height (and cube) of building
- Increase in clear headroom within building
- Simpler maintenance
- Clean appearance
- Simpler erection

Disadvantages



- Greater weight of steel may be required
- Builder and fabricator may be unfamiliar with detailing and erection

OTHER TYPICAL ONE STORY RIGID FRAME SHAPES INCLUDE TYPES DESIGNED FOR MAXIMUM USABLE CUBAGE, FOR PARTICULAR ROOF COVERINGS AND FOR MONITOR LIGHTING



who's afraid of

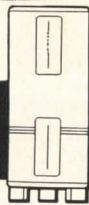
**"GHOSTS"?**



not the architect  
who recommends  
**FAIRBANKS-MORSE**  
water supply and  
conditioning equipment



**Water systems**—all types, from under-sink models to deep well heads.



**Water heaters**—electric or gas (city natural, mixed or LP) models; in capacities from 30 to 82 gallons.



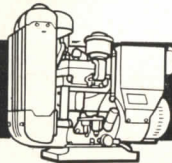
**Sump pumps**—beat seepage problems; protect against flash floods. Fully automatic, reliable. Four models.



**Water softeners**—double and single tank models; manually or automatically operated.



**Circulating pumps**—boost efficiency of hot water heating systems. Quiet, practically vibrationless. Four sizes.



**Generating sets**—for home, business and industrial installations away from high line service. 600 to 40,000 watts.

"Ghosts" of mediocre quality and poor service do not return to haunt the architect or builder who recommends Fairbanks-Morse water supply and conditioning equipment to his clients—whether they are building a simple cottage or a huge housing project!

*The reasons are obvious—Fairbanks-Morse superior design, quality construction, and guarantee of dependable performance!*

There's one more big advantage in choosing Fairbanks-Morse products—the completeness of the lines! No matter what conditions of service, quantities desired, or variations in costs you face, Fairbanks-Morse can meet your problem with the right answer.

Check your current Sweet's Architectural File 28 E/F for detailed information about Fairbanks-Morse products. If you would like to have handy reprints of this section, we will be glad to supply them.

Ask also for the new Fairbanks-Morse catalog on Generating Plants—used for stand-by emergency light and power service by hospitals, theaters, airports, etc.


For both reprints of Sweet's Architectural File sections and the new Generating Plant catalog, write R. W. Lewis, Room 413, Fairbanks-Morse Building, 600 S. Michigan Ave., Chicago 5, Ill.



**FAIRBANKS-MORSE,**

*a name worth remembering*

HOME WATER SERVICE AND LAUNDRY EQUIPMENT • ENGINES • GENERATING SETS • HAMMER MILLS • MAGNETOS • MOTORS • MOWERS • PUMPS • SCALES



# The DIVISION that ADDS

Figured glass with its many advantages is fast becoming the favorite divider for business and industry. Translucent panels protect privacy but permit borrowed light to flood rooms with soft, cheerful illumination. Interesting textures strike a modern note conducive to morale and efficiency.

## + NO SHORTAGES

Figured glass is a non-restricted material in plentiful supply. Rhythmic glass patterns by Mississippi can be used to solve almost every partition problem.

## + MODERN APPEARANCE

Architects everywhere prefer Figured Glass by Mississippi both for its functional applications as well as its beauty.

## + EASY MAINTENANCE

Simple to install, easy to clean, its use eliminates mortar joints . . . painting . . . refinishing. Figured Glass never wears out. If necessary, partitions can be removed and used again elsewhere.

Send for new, free booklet, "Figured Glass by Mississippi," containing nearly 100 actual photographs of installations of this versatile modern material in business and industry.



Rolled, Figured and Wire Glass by Mississippi is "Visioneered" for better daylight illumination. Available in a variety of patterns and surface finishes, all scientifically designed to distribute light to best advantage.



MISSISSIPPI GLASS CO., 88 Angelica Street, St. Louis 7, Missouri

Gentlemen: Please send me your free booklet, "Figured Glass by Mississippi."

Name \_\_\_\_\_ Address \_\_\_\_\_

City \_\_\_\_\_ Zone \_\_\_\_\_ State \_\_\_\_\_

**MISSISSIPPI** *Glass* **COMPANY**

88 ANGELICA ST. SAINT LOUIS 7, MO.

NEW YORK • CHICAGO • FULLERTON, CALIF.



WORLD'S LARGEST MANUFACTURER OF ROLLED, FIGURED AND WIRED GLASS

and again . . .  
proof that *you can depend on*

**B. F. Goodrich Flooring Products**

**RUBBER TILE CHOSEN** for the new B. Altman & Company store in White Plains, New York. Mr. Kahn, of the firm of Kahn & Jacobs, N. Y., well-known architects who designed this smart, new store, agrees . . . "you can depend on B. F. Goodrich Flooring Products."



There is no question of the ever-increasing popularity of B. F. Goodrich Flooring Products among architects

who believe in quality. Every day, architects are specifying these premium products for new jobs. Rubber tile, backed by B. F. Goodrich, means new beauty, new comfort, new quiet. Its "Super-Density" assures work-free maintenance. And its durability, means years and years and years of wear! Ask about it today!

**Here's another B. F. Goodrich Flooring Product**



**ASPHALT TILE** your best bet for extra beauty and wear below, as well as on and above, grade.

**others include:** ARRAFLOR (Vinyl Plastic Asbestos Tile)  
Rubber Cove Base  
Rubber Stair Treads  
Rubber Thresholds  
Complete range of cleaners, cements, waxes.

**YEARS OF BETTER FLOORING FROM YEARS OF BETTER RESEARCH**

**B.F. Goodrich**  
Flooring Division  
WATERTOWN, MASS.


**Architectural Engineering**

**PRODUCTS**  
(Continued from page 234)

short process. Other features include metal support stackers, metal-stitched to panels and said to serve as firm anchors for them, controls which prevent misalignment or jamming of door, fixed end-post to maintain vertical alignment, and top suspension, which eliminates floor tracks. Available in both standard and custom sizes. Foldway Co., 1732 Glade St., Muskegon, Mich.

**Portable Bleacher**

*Sico*, a portable steel bleacher which, according to the manufacturer, can be towed, carried or demounted into small units is furnished in sections 12 ft long and 5 rows high, weighing 789 lb with planks, 325½ lb without planks. Eight spectators can be accommodated, allowing 18 in. seating room for each, on a single row of the section, making a total



Portable steel bleacher seats 8 persons per section row, can be demounted easily

accommodation per section of 40 persons. Sections can also be obtained in any multiple of 5 rows high, with guard rails as required. Cleats for attaching foot and seatboards are included and plank- ing is furnished if desired. The manufacturer further states that no alterations are necessary when adding linear or vertical sections. Seating, Inc., 3565 Wooddale Ave., Minneapolis 16, Minn.


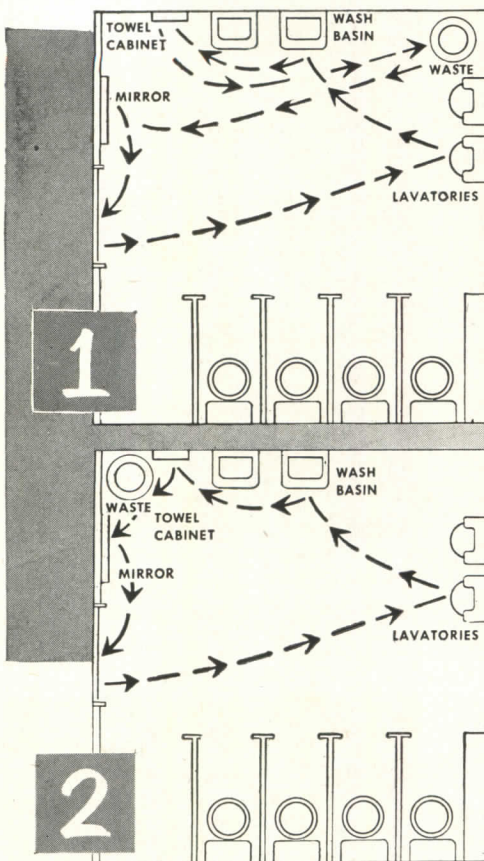
**Adjustable Spotlights**

*Swivelier Gyro-Lites*, designed to provide both general illumination and accent lighting in heavy traffic areas, have recently been installed in the corridors

(Continued on page 242)

# How important is traffic flow

## in modern washroom planning?



(1) One misplaced piece of washroom equipment, like a waste receptacle on the wrong side of the wash basins, will waste many man-hours a year in washroom traffic jams . . . and use up excess paper towels.

(2) A simple rearrangement lets washroom traffic flow in and out easily, quickly. Recessed vents and lighting, and off-the-floor fixtures, make this small washroom modern in every way.

**Traffic flow** is one of several factors that distinguish a truly modern washroom from one merely equipped with up-to-date fixtures.

This small washroom is modern in both design and function. Its users move progressively from urinals to wash basin, paper towel cabinet, waste receptacle and mirror, then out the door. The plan eliminates congestion—actually reduces man-hours spent in the washroom. It reduces your client's

paper towel costs, too. The staggered towel cabinet and waste receptacle arrangement keeps users moving, gives them little chance to use more towels than actually needed.

At no cost or obligation, you can call in the Scott Washroom Advisory Service to make use of the know-how of trained consultants who have serviced well over 300,000 washrooms. Your Scott Washroom Advisory Service man is equipped to give you

the latest answers on all-around modern washrooms as an integral part of new and old buildings. You'll save your clients countless employee man-hours, help them build good personnel relations by installing the newest sanitary improvements.

Contact Washroom Advisory Service, Scott Paper Company, Chester, Pa.



Send for **FREE** Leaflet . . .  
"Plant Washroom Designing"

Washroom Advisory Service, Dept. T  
Scott Paper Company  
Chester, Pennsylvania


At no cost or obligation, please send me your study of personnel, traffic and maintenance problems, "Plant Washroom Designing."

Name \_\_\_\_\_

Company \_\_\_\_\_ Title \_\_\_\_\_


Address \_\_\_\_\_

City \_\_\_\_\_ Zone \_\_\_\_\_ State \_\_\_\_\_



**SCOTT**  
Symbol of  
Modern Washrooms


Trade Marks "ScotTissue," "Washroom Advisory Service" Reg. U. S. Pat. Off.



# NEWS *Flash!*



Partitions  
by the  
Mills Company,  
Manufacturers  
of Movable  
Metal Partitions,  
Cleveland 10,  
Ohio.




## NAVY USES 4 MILES OF PARTITIONS STREAMLINED WITH . . . . .

### SOSS INVISIBLE HINGES

The above example is typical of many similar installations, using SOSS INVISIBLE HINGES, in the United States Naval Ordnance Laboratory at White Oak, Maryland . . . one of the most modern and best equipped research and development laboratories in the world. Over 4 miles of Mills movable metal partitions, streamlined with SOSS INVISIBLE HINGES, were used in this project.

You, too, will find "the hinge that hides itself" ideal for use in every type of MODERN building. The SOSS HINGE is



the only hinge that eliminates unsightly, protruding hinge butts. Furthermore, it is the ONLY hinge that helps architects meet the exacting demands of modern design for smooth, flush, streamlined surfaces. For FREE Blue Print Catalogue, that gives complete architectural information on the SOSS HINGE, write to:

### SOSS MANUFACTURING COMPANY

21769 HOOVER ROAD  
DETROIT 13, MICHIGAN

A. I. A. File No. 27-B-1

## Architectural Engineering

### PRODUCTS

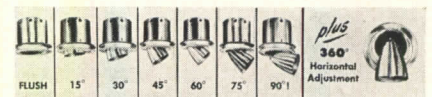
(Continued from page 240)

at the Pratt Institute in New York City. The spotlights serve the dual purpose of illuminating both bulletin boards and corridors, this being achieved through manipulation of reflectance fac-



Adjustable spotlights in dual-purpose installation at Pratt Institute, New York

tors. Wall and ceiling surfaces in the school are light-colored with high reflection qualities and the bulletin board backgrounds are also highly reflective. This combination of factors is said to result in illumination levels consistent with standards acceptable for traffic areas. The lighting units used in the installation are recessed and universally adjustable to any desired position from



Spotlight has full range of adjustment

flush in the ceiling to 90 deg vertical as well as a full 360 deg horizontal. The unit is further said to stay put at any angle at which it is set. This wide adaptability is said by the manufacturer to make the lights especially suitable for most school installations. Swivelier Co., 30 Irving Place, New York, N. Y.

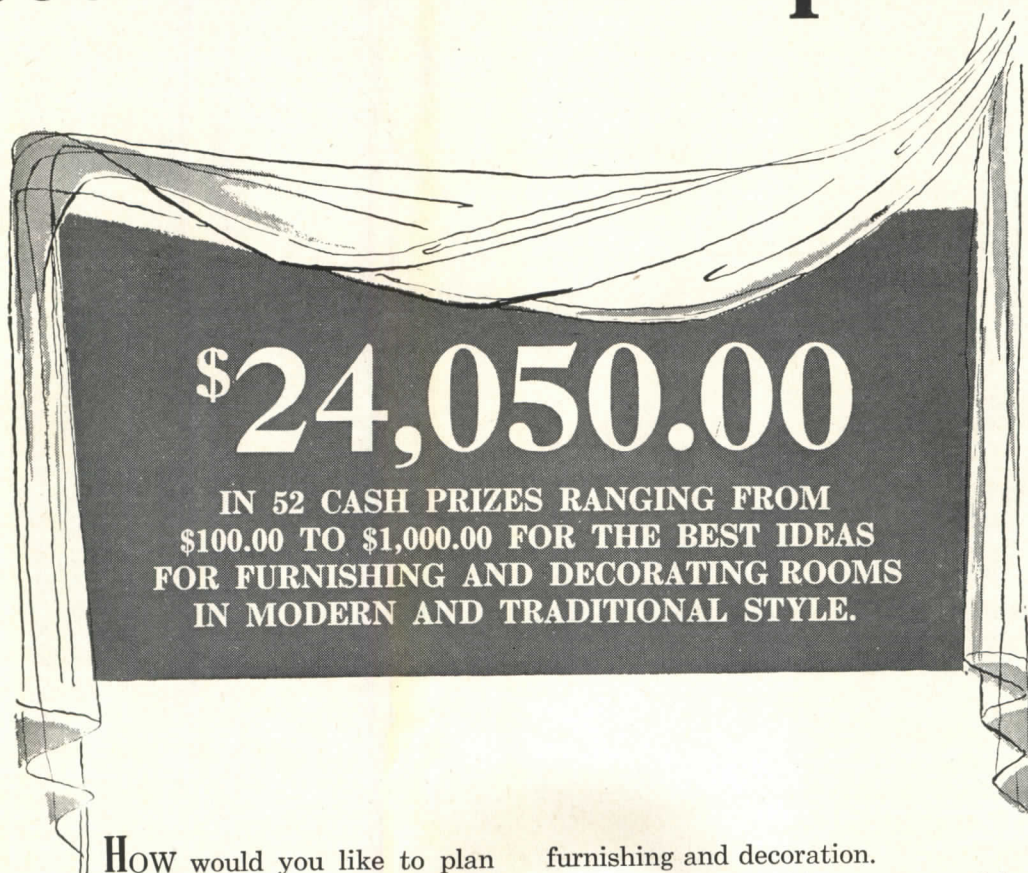
(Continued on page 244)



Send now for your free copy of the rules of the

CHICAGO TRIBUNE'S SIXTH ANNUAL

# Better Rooms Competition



**H**ow would you like to plan the furnishings and decorations for one or more rooms, and then receive cash and nation-wide recognition for your ideas?

That is the opportunity that makes it worthwhile for you to enter the Chicago Tribune's \$24,050.00 Sixth Annual Better Rooms Competition.

In order to develop fresh, practical plans for adding beauty, comfort and convenience to every room in the home, the Chicago Tribune will award \$24,050.00 in 52 cash prizes ranging from \$100.00 to \$1,000.00.

In addition, the Tribune, just as it has in previous years, plans to reproduce the winning designs, or adaptations of them, in full color in the Chicago Sunday Tribune with its circulation of more than 1,500,000 copies.

Everyone is eligible to compete, except employees of the Chicago Tribune and its subsidiaries, members of their families, and of the Jury of Awards, which, as in the past, will be composed of authorities of recognized high standing in the field of home

furnishing and decoration.

It costs you nothing to enter this competition. For complete information to help you prepare your entry, send today for your free copy of the rules which will be sent to you postpaid. Don't delay. Fill in the coupon, paste it on a postcard, and mail it today.

**FILL IN THE COUPON—CLIP AND MAIL TODAY!**

Better Rooms Competition  
Chicago Tribune, 435 N. Michigan Ave.  
Chicago 11, Illinois

AR

Without cost or obligation to me, please send to me by postpaid mail at the address below a free copy of the rules of the \$24,050.00 Chicago Tribune Sixth Annual Better Rooms Competition.

My Name.....

Street and No.....

City (and Zone No., if you know it).....State.....

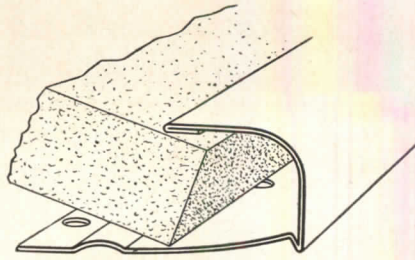
(Please PRINT plainly in pencil—ink may blot)

**PRODUCTS**

*(Continued from page 242)*

**Steel Casing Trim**

A new steel casing for door and window trim recently perfected can be nailed directly to framing and features a spring grip that expands as wallboard is inserted and then clamps it tightly in place. This, according to the manufacturer, assures rigidity and flush fit. Be-




Steel casing trim can be nailed directly to framing, has expanding spring grip

sides acting as a protective border on wallboard around doors and windows, the casing is said to afford an attractive finishing trim. It is made of galvanite steel, can be easily painted and reportedly cannot crack, warp, shrink or swell. Since it is easily cut to mitre corners, it is also said to make for fast installations. Drywall Trim, Inc., 545 Fifth Ave., New York 17, N. Y.

**Tankless Water System**

Claimed by the manufacturer to be the only pump of its kind, the *Goulds Close-Cupld Balanced-Flow Jet* is a self-contained, shallow-well water system that operates without a storage tank. Within its capacity of 520 GPH at 10 ft suction lift, the pump's self-adjusting capacity feature is said to provide fresh running water in the exact quantity

**Rudolph Matern** NATIONALLY PROMINENT EASTERN ARCHITECT  
 recommends  
**VAN-PACKER** PACKAGED MASONRY  
**CHIMNEY**



As a planner of mass housing, I have the problem of pleasing the varying tastes, as well as the pocketbooks, of thousands of prospective home buyers. Products I specify must not only be good, they must be the finest strict building budgets will allow.

Van-Packer Masonry Chimney meets these qualifications. As an all-fuel chimney, Van-Packer can be used with coal, gas, oil or wood. Because of its low cost, we have found it to be particularly adaptable as the "working" chimney of a two chimney house where the Van-Packer is used to serve the centrally located heating plant and brick construction is used for the fireplace, permitting unrestricted flexibility of plan layout.

*Rudolph Matern*




*It's easy to install Van-Packer Chimney. Takes only 3 hours or less by one man.*

*Write for Latest Architects' Data Sheet*

**Van-Packer CORPORATION**

**209 S. LaSalle St. • Dept. 1412 • Chicago 19, Ill.**

*Also manufactured and distributed in Canada by C. A. McRobert and Son, Ltd., St. Laurent, Quebec*



*Pump provides fresh running water as desired, operates without a storage tank*

desired, no matter how many outlets are in use at the same time. Permanent alignment, quiet operation and freedom from wear are also claimed for the pump, a rotating impeller being the only moving part. This impeller, together with guide vane and diffuser, is made of non-corrosive plastic, and all cast iron parts touched by water are treated with a rust-resistant coating. The pump measures 20 by 11½ by 15 in. over all, and installation is described as simple. Goulds Pumps, Inc., Seneca Falls, N. Y.

**Translucent Structural Panels**

A *Resolite* panel of polyester resins reinforced with fibreglas mat is now available in six colors. It can be had in flats and in all standard roofing sheet corrugation sizes. It is said to be particularly suited for skylighting because

*(Continued on page 246)*

# Now! The Compact, Desk-Top OZAMATIC GIVES YOU DIRECT COPIES AT NEW LOW COST!

## THINK OF THESE SAVINGS

**No Typing! No Writing!**

**No Gelatins, No Inks, No Muss!**

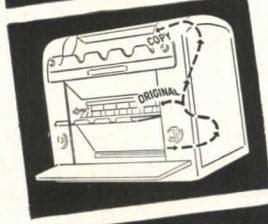

At last here is a low-cost, high-quality, high-speed copying machine that fits your business needs! The new Ozamatic desk-top machine reproduces anything written, drawn, typed or printed—brings you the world's most versatile copying process!

The new Ozamatic produces clear, exact Ozalid copies up to 16" wide, and in any desired length... in a wide choice



### Here's How Ozamatic Saves You Money!

1. **Just Feed in Originals**  
No retyping...no stencils...  
no plates...no make-ready!
2. **One Speedy Noiseless Revolution**  
No negatives...no messy  
inks or chemicals...no  
darkroom!
3. **Clean, Dry Exact Copies Instantly**  
No proofreading...no poor  
carbons...no smudge or  
distortion...no waiting!



of colors... on a variety of papers, cloths and metal foils. Ozamatic reproduces from any translucent original. For opaque originals, a fast, inexpensive intermediary process is required.

Ozamatic delivers the first copy in seconds—clean, dry and ready to use—and up to a thousand copies an hour. All at a cost of about 1½¢ per copy.

**ANYONE CAN OPERATE THE OZAMATIC** after five minutes instruction! Absolutely clean in operation, fully self-contained within streamlined, desk-top machine.

**FOR FULL DETAILS** on how Ozamatic can boost your production and cut paperwork costs, call the Ozalid Distributor listed in your local phone book—or use the coupon below.

**RUSH** ↓ ↓ ↓

Cut Copying Costs... Use

# OZALID®

Johnson City, N. Y.

A Division of General Aniline & Film Corp. "From Research to Reality"  
Ozalid in Canada—Hughes Owens Co. Ltd., Montreal

Ozalid  
Dept. AR-2  
Johnson City, N. Y.

Gentlemen: Send me the full facts about your new  
OZAMATIC Desk-Top Machine.

Name.....

Position.....

Company.....

Street Address.....

City..... State.....

**PRODUCTS**

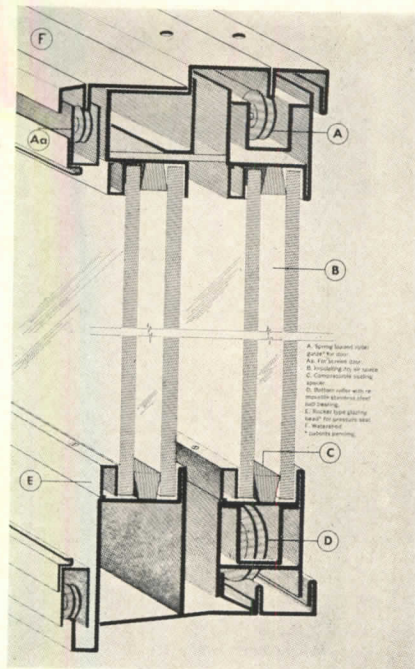
(Continued from page 244)

of its diffusion qualities, but is also recommended for partitions and decorative installations. It is reported to be inert to heat, cold and moisture, shatterproof, and easily worked. Colors are described as stable. When the panels are used with corrugated sheet buildings, no special skylight framing is necessary, since the sheets nest with the metal or

asbestos-cement sheets, and can be easily fastened to them. Resolite Corporation, Zeliempole, Pa.

**On-The-Job Dual Glazing Frames**

Steel sliding doors and windows known as *Thermo-Glaze* now make it possible, according to the manufacturer, to dual-glaze hermetically sealed windows on the job, using ordinary window glass. A patented easy to operate dehydrator and rocker-type glazing



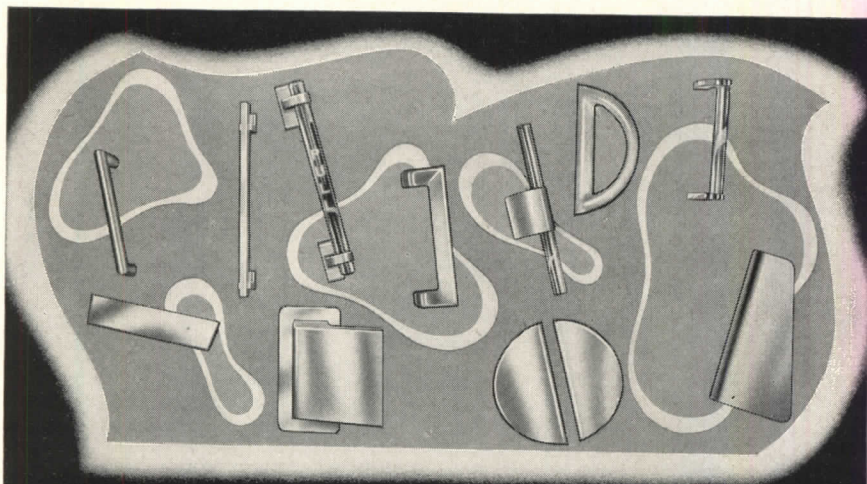
On-the-job dual glazing of hermetically sealed windows using ordinary window glass made possible with new frames

head are employed to seal dry air space between panes at the time of glazing. Such on-the-job glazing is reported to have several advantages, among them the avoidance of breakage and leakage risked in long-distance shipping, easy remedy of breakage or leakage occurring after installation, more dependable synchronization of made-to-specification orders with glazing, and greater economy of local glazing. The frames are said to be leak-proof, electrically welded to insure perfect alignment, and to have removable mullions which permit painting without the necessity of removing glass or doors. 12 models including some for Thermopane are available. Steel bilt, Inc., 4801 E. Washington Blvd., Los Angeles, Calif.

**Rubber Floor and Wall Coverings**

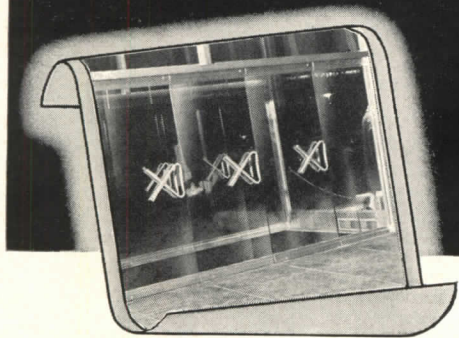
Five new decorator colors have been added to the line of *Flexi-Floor* and *Wall-Flex* rubber coverings. The new colors include chocolate brown, hunter's green and two-tone yellow, all mottled with white, plus a light grey mottled with white, black and pink, and a chartreuse with white and light green mottling. The complete line now encompasses 28 colors. Matching cove base, corners, borders, trim, tread runners and other accessories are available. R.C.A. Rubber Co., Akron, Ohio.

(Continued on page 248)



**A Complement to Your**

**Doors of Distinction**



Consult our catalog when in need of conventional Builders Hardware.

Specify "Cipco Built" for your special designs. Your Architectural Hardware Consultant will be happy to work with you on either need.


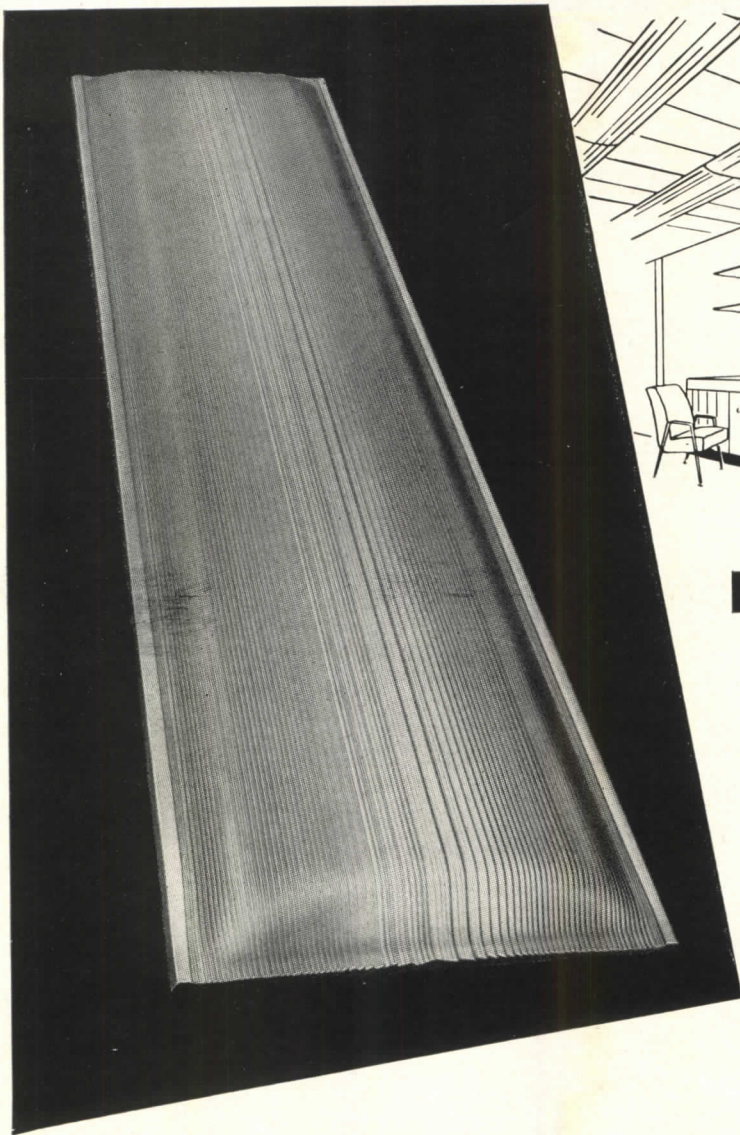
Our latest catalog No. 49 can be obtained from your Architectural Hardware Consultant or write us—Dept. R.

● Manufacturers of Fine Hardware for 26 Years



**CIPCO CORPORATION**

22nd and COLE STREET • ST. LOUIS 6, MISSOURI



## New Corning Lightweight Curved Lens Panel

Fixture-length for  
More Pleasing Appearance

Entirely new in the field of lensed enclosures is the new lightweight *single piece* Curved Lens Panel developed by Corning to complement the clean-lined styling of modern fluorescent fixtures. The pleasing appearance of its fixture-length panels of crystal-clear glass reflects the increasing importance of lighting glassware as an architectural element. The precise optical design in "water-white" crystal is a realization of the need for scientific control over the color and quality of the light produced. Open and closed end panels are available in four standard sizes, and consideration will be given to special lengths and widths. The coupon will give you complete information. Mail it today!

**WATER-WHITE!** Corning's "water-white" crystal, developed specially for lighting, transmits the true color of the light source. Full utilization of the longer wave lengths improves color rendition under fluorescent light.

**FEATHERLIGHT!** You will be truly amazed at the lightweight and ease of handling of a four-foot panel of this new lensed enclosure.

---

**SIZES RIGHT!** One-piece panels four feet long for individual fixtures and long runs simplify mounting and minimize the number of visible butt joints.

**NOT TOO BRIGHT!** Control of brightness in the glare zone is achieved by precise treatment of the prismatic details in the side area. Light is refracted out of the glare zones and into directions useful for illumination.



**CORNING GLASS WORKS**  
CORNING, NEW YORK

*Corning means research in Glass*

1851 • 100 YEARS OF MAKING GLASS BETTER AND MORE USEFUL • 1951  
Technical Products Division: Laboratory Glassware, Signalware, Glass Pipe, Gauge Glasses, Lightingware, Optical Glass, Glass Components

**CORNING GLASS WORKS, Dept. AR-12, Corning, N. Y.**

Please send me complete information on new Lightweight Curved Lens Panels.

Name \_\_\_\_\_

Firm \_\_\_\_\_

Address \_\_\_\_\_

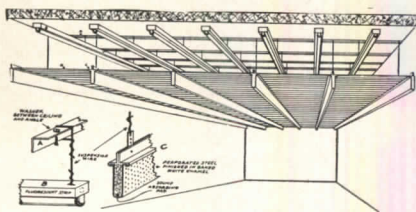
City \_\_\_\_\_ Zone \_\_\_\_\_ State \_\_\_\_\_

**PRODUCTS**

(Continued from page 246)

**Luminous Ceilings**

A new method of lighting has been recently developed in the form of luminous ceilings, which are claimed to illuminate a room evenly without shadow or glare. Made of thin white translucent corrugated plastic, the ceilings are hung below fluorescent tubes. Designed for use in hospitals, libraries,



Construction details of suspended luminous ceiling and sound absorbing bars

shops, schools, offices and other work areas, they are equally suitable for dining rooms.

- One type is the *Acusti-Luminus Ceiling*, which is reported to combine acoustical correction and glareless light. Lightweight angle irons are attached to the ceiling at right angles to the course of the plastic ceiling and acoustical fins. From these irons are suspended the light troughs and fins. The fins, which are made of perforated steel containing a sound absorbing pad, support the plastic ceiling. The ceiling can be easily rolled up and removed for washing, eliminating costly maintenance. Luminous Ceilings Inc., 135 S. La Salle Street, Chicago, Ill.

- *Plexiglas* sheets measuring 4 by 5 ft have been effectively used in this type of

no other recessed lighting instrument offers all the practical advantages of Century's series 930 ellipsoidal Downlite . . . compact, low in cost, uses general service lamps . . . bulb just screws in from below—no plate to open . . . eye comfort is assured by the extremely low brightness of the opening—which is small . . . the bottom of the unit is absolutely flat and smooth (no bumps in the ceiling plane) and the precision reflector is Alzak Processed for permanent efficiency . . . also available with gold reflector for warm toned light

**CENTURY LIGHTING, INC.,**  
 521 WEST 43RD STREET,  
 NEW YORK 18  
 626 NORTH ROBERTSON  
 BOULEVARD,  
 LOS ANGELES 46



Plastic sheets used in luminous ceiling at Hotel Sheraton in Pittsburgh

lighting in the Fayette Room of Pittsburgh's Sheraton Hotel. The sheets are supported on the flanges of extruded aluminum T-bars. The T-bars are hung by wires run through holes drilled in their upright sections, and the wire in turn is attached to framing of the original ceiling which was suspended from a concrete slab. The Plexiglas sheets are 1/8 in. thick and the aluminum bars were furnished in 20 ft lengths and joined at their ends with aluminum clips. Rohm & Haas Company, Washington Square, Philadelphia, Penna.

**Flat Plastic Laminate**

Flat *Alsynite Plasta-Glass* for a wide variety of structural and decorative purposes is now available in quantity. The product is claimed to have several advantages which have already prompted

(Continued on page 250)


# Architects: Why you should specify **NIBROC**<sup>®</sup> cabinets

nearly 1  
in every 4 towels  
used in industry,  
schools, hospitals, and  
other institutions  
is Nibroc



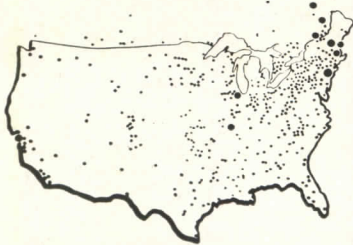
## no drilling

is required to mount Nibroc cabinets on practically any wall surface. A special adhesive bonds them to tile, glass, wood, metal or concrete.




## less servicing

is required with Nibroc cabinets. They hold up to 50% more towels than ordinary cabinets.



## fast flexible service

is assured no matter where you are located. *Nationwide* distribution and high mill production put Nibroc towels in your hands when you need them.



## dependable supply

of Nibroc towels is available year in and year out—made by one company from timber-cutting to finishing. One Brown Company machine alone, called "Mister Nibroc," produces nearly 30 million towels daily.

When you specify Nibroc cabinets for washrooms you get the large modern streamlined cabinet that requires less servicing. Nibroc towels have greater absorbency and wet-strength. They are soft and lint-free. Nibroc is the world's largest selling towel for industrial and institutional use.

Send Coupon Today for Facts on Nibroc Cabinets and Nibroc Towels.

## NIBROC TOWELS

A PRODUCT OF  BROWN *Company*

Berlin, NEW HAMPSHIRE

GENERAL SALES OFFICES: 150 CAUSEWAY STREET, BOSTON 14, MASS.

Branch Sales Offices: Portland, Me., New York, Chicago, St. Louis, San Francisco, Montreal

SOLKA & CELLATE PULPS • SOLKA-FLOC • NIBROC PAPERS • NIBROC TOWELS • NIBROC KOWTOWLS • BERMICO SEWER PIPE, CONDUIT & CORES • ONCO INSOLES • CHEMICALS

NIBROC TOWELS  
GET YOU BONE DRY



BROWN COMPANY, Dept. AR-12  
150 Causeway Street, Boston 14, Mass.  
Please send me data on Nibroc cabinets  
and Nibroc towels.

Name \_\_\_\_\_  
Title \_\_\_\_\_  
Company \_\_\_\_\_  
Address \_\_\_\_\_  
City \_\_\_\_\_ Zone \_\_\_\_\_ State \_\_\_\_\_

**PRODUCTS**

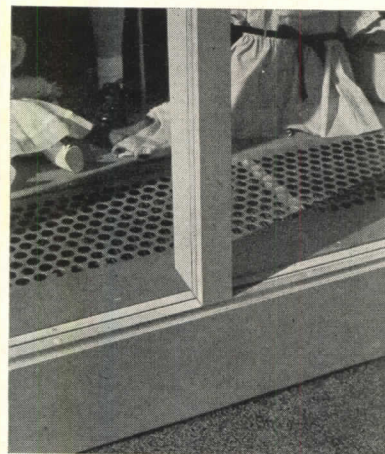
(Continued from page 248)

its employment in the plants of several aircraft companies. Among these advantages cited are shatter-proof properties, which make it desirable for industries where the threat of bomb damage must be considered, and good lighting resulting from its light diffusing properties and from the fact that dirt does not cling to it. Heat transmission tests are

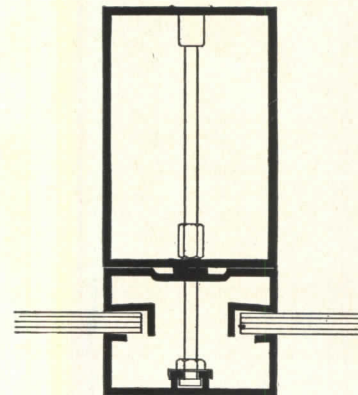
reported to have indicated that the product permits only about half the transmission of glass, with resultant savings in heating costs being claimed. Ease of installation and handling, light weight and great load strength — exceeding all building code requirements — are said to permit cheaper design when the laminate is used. Available in six colors, the resins-and-glass-fibres-base panels are said to be fire resistant and unaffected by weather conditions. Alsynite Co. of America, 4670 Desoto St., San Diego, Calif.

**Store Front Molding Installation**

The *Bull-way* method of installing alumilited aluminum store front moldings has been used at the new Shoppers' World in Framingham, Mass. In this method the moldings used have flat surfaces and the ends are cut square and butted to each other. Mitring, often a time consuming process, is eliminated, and erection costs are said to be reduced



New method of installing store front molding combines economy and effectiveness. Installation details are shown below



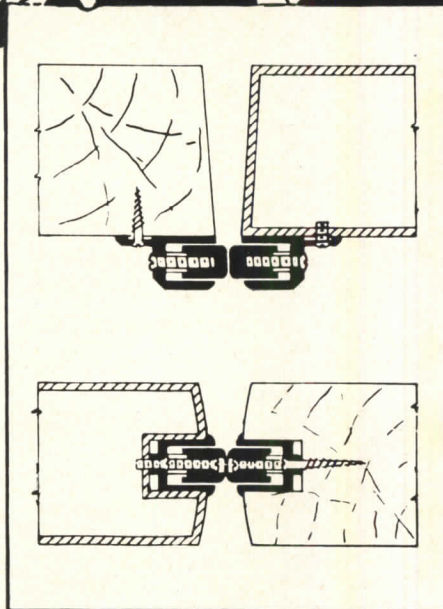
considerably. Capping joints are not a requisite of this technique, thereby creating a smoother appearance to the completed installation. Along with the neat results, this method is claimed to be extremely practical. Glass holding members, door frames, copings and panel divisions are manufactured by the National Store Fronts Company, Inc., 57 Cliff St., Roxbury, Mass.

**MICHAELS**  
*adjustable*  
**ASTRAGALS**

*Keep doors closed!*



Write today for information and prices on Michaels Adjustable Astragals. Made of extruded bronze, aluminum or nickel, they are simple, practical, rugged, easily installed and adjusted, and available in several styles. Two are shown above. Type A (top illustration) may be applied to either wood or hollow metal bevel doors. Also used as a stop bead. Type E (lower illustration) is for bullnose hollow metal or wood double acting doors. Both types may be used at the bottom of doors. Michaels Astragals help keep doors closed tightly...eliminate drafts and air currents...keep out dirt and dust. Write for details.



**OTHER MICHAELS PRODUCTS:**

- Bank Screens and Partitions
- Welded Bronze Doors
- Elevator Doors
- Store Fronts
- Lettering
- Check Desks (standing and wall)
- Lamp Standards
- Marqueses
- Tablets, Signs, Name Plates

- Stair Railings (cast and wrought)
- Wrought and Cast Radiator Grilles
- Grilles and Wickets
- Kick and Push Plates
- Push Bars
- Cast Thresholds
- Extruded Thresholds
- MI-CO Parking Meters
- Museum Trophy Cases

**THE MICHAELS ART BRONZE COMPANY, INC.**

234 SCOTT STREET, COVINGTON, KENTUCKY


Manufacturers since 1870 of many products in Bronze, Aluminum and other metals



ANOTHER **H & H** WIRING DEVICE  
TO INCLUDE IN YOUR SPECIFICATIONS

PLAN FOR  
OUTDOOR  
CONVENIENCE  
WITH

**WEATHERPROOF**  
RECEPTACLES & SWITCHES



No. 7868



No. 7886



No. 7804

For both work and recreation, modern living demands electrical convenience outdoors as well as in. You will find units to please your most discriminating clients in the complete H & H line of attractive weatherproof receptacles and switches. A wide selection of single and duplex units with screw-on or automatic closing covers is available. All offer long-lived, dependable protection against outdoor weather or excessive humidity indoors. Check into these versatile receptacles and switches today. See how they meet your own exacting standards of uniform high quality.

For complete and prompt information on H & H Weatherproof and other lines, just write to: 1912 Laurel Street, Hartford 6, Connecticut.

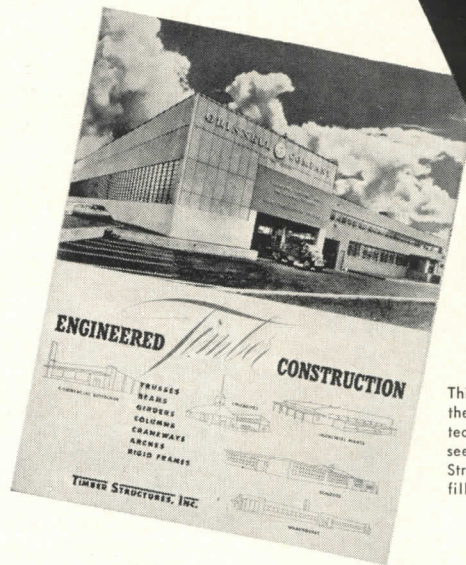
WIRING DEVICES



ENCLOSED SWITCHES

HART & HEGEMAN DIVISION  
**THE ARROW-HART & HEGEMAN ELECTRIC CO.**  
HARTFORD 6, CONNECTICUT

## A NEW GUIDE to *Permanent, Economical* **Construction**



This booklet should be on the desk of every architect. To get your copy, see your nearest Timber Structures office, or mail filled-in coupon below.

**H**ere's an information-packed booklet that points the way to fast construction, built for long-time service, using readily available structural members.

Concisely presented in twelve pages is the following information:

**Structural advantages of engineered timber.**

**Science of glued lamination** — facts on dimensional stability, finishes, glues.

**Beam and girder applications with typical beam sizes for various spans, spacings and loadings.**

**Arch applications with typical sectional dimensions for various spans, loadings and heights.**

**Standard trusses with dimensions, weights, construction details and practical applications.**

## **TIMBER STRUCTURES, INC.**

P. O. BOX 3782-A, PORTLAND 8, OREGON

Offices in New York; Chicago; Detroit; Kansas City; Dallas, Texas; Seattle and Spokane, Washington

**Timber Structures, Inc. of California** • Oakland, California  
**Timber Structures of Canada, Ltd.** • Peterborough, Ontario

Local Representatives throughout the United States and Canada

**TIMBER STRUCTURES, INC.**

P. O. Box 3782-A, Portland 8, Oregon

Please send me a copy of booklet, "Engineered Timber Construction".

Name \_\_\_\_\_  
Company \_\_\_\_\_  
Address \_\_\_\_\_ Zone \_\_\_\_\_  
City \_\_\_\_\_ State \_\_\_\_\_

# for Long-Life Roofing

**YOU CAN  
COUNT ON**



**KOPPERS COMPANY, INC.**  
Pittsburgh 19, Pa.

**LITERATURE**

(Continued from page 168)

**Acoustic Treatment and Lath-and-Plaster Partitions**

(1) *Perforated Asbestos and Zerocel Wool, A Custom-Built Acoustical System*; (2) *2-Inch Solid Gypsum Lath and Plaster Partition*. First folder tells the story of Kleinhans Music Hall, Buffalo, designed by Eliel and Eero Saarinen, for which the manufacturer's materials were

used. Sound absorption and description data are furnished. The product is said to be of particular value for custom-built jobs.

The second folder gives details and specifications for gypsum lath and plaster partitions, noting especially the space-saving advantages of this line. In the information furnished, alternate choices for materials and methods are given. Drawings and illustrations complement specification data. (1) 4 pp., illus.; (2) 10 pp., illus. National Gypsum Co., Buffalo 2, N. Y.\*

**Type Book**

*Monsen Trans-Adhesive Map Type Specimen Book*. Designed for use by persons who prepare graphic line material for reproduction — maps, charts, diagrams, exploded views, plans, etc., the book illustrates examples of over 100 styles of type available on the manufacturer's transparent adhesive sheets. These sheets, which eliminate the necessity for hand lettering and for applying small typographic detail with paste or liquid cement, are of clear acetate backed with pressure sensitive adhesive. The type is printed on the underside in opaque black, white or colors. Words may be cut easily from the sheet, placed and mounted with slight pressure. Drawing lines beneath the acetate are said to reproduce exactly like uncovered portions.

In the present book each face is shown in all sizes from 6 to 24 or 36 pt, and several pages of "quick references" which enable the reader to visually compare faces in full size, 20, 25, 33½ and 50 per cent reductions are included. Type may be ordered from the book to individual specifications. 38 pp., illus. Monsen-Chicago, Inc., 22 E. Illinois St., Chicago, Ill.

**Safes**

*There's Money in a Gary Safe For You*. Brochure describes in detail various available models of floor, wall and cabinet safes for home, store, office or factory. Also available is a 2 pp. data sheet explaining burglary insurance rates in the Los Angeles, Chicago and New York areas of the United States and how they are affected by the Gary Safe. 4 pp., illus. Gary Safe Company, 1020 Crocker Street, Los Angeles 21, Calif.

**Lighting**

*Holophane Datalog*. Catalog describes lighting equipment for commercial, industrial, institutional (including hospitals) and outdoor areas. Explains the principles of light control with Holophane prismatic glass and gives new illumination levels and a new room index table for predicting illumination more precisely. This combined engineering data book and catalog contains 90 product illustrations, 75 cross-sectional drawings and 59 candlepower distribution curves, giving detailed information on a total of 270 lighting units. 64 pp., illus. Holophane Company, Inc., 342 Madison Ave., New York 17, N. Y.

(Continued on page 254)

**Coast to Coast**

**THEY MAKE A HOME OUT OF ANY DWELLING**

**AMWELD INTERIOR STEEL DOORS  
FRAMES and SLIDING CLOSET DOOR UNITS**

AMWELD Interior Steel Doors, Frames, and Sliding Closet Door Units fill the need for million dollar projects as well as \$8,500 homes. They are made with these basic purposes in mind: (1) to be attractive, (2) to last a lifetime, and (3) to save money on every opening for the builder. These are but three reasons why AMWELD is becoming the "most asked for" door, frame and sliding closet door unit from coast to coast. Write us for more reasons, styles, sizes and complete specifications.



**K-D UNITS, TOO!** Sliding closet door units are also available in packaged, knocked-down form, complete with header, jambs, track, hardware, and installation print. Ideally suited for both new construction and remodeling.

**AVAILABLE IMMEDIATELY**

BUILDING PRODUCTS DIVISION  
**THE AMERICAN WELDING & MANUFACTURING CO.**  
340 DIETZ ROAD • • WARREN, OHIO

# Just Line Radiluxe Equipment for every Institutional Need

Whether your specifications call for some special type of equipment or for a standard size stainless steel sink, we can fill your needs.

Our many years' experience in the fabrication of built-to-specifications stainless steel equipment for hospitals, schools, laboratories, mass feeding institutions and industrial plants is your assurance that your equipment will be precision built to your requirements.

Write today for Literature A-5 and send us your specifications. We will gladly submit Details and Estimates.




STAINLESS  
STEEL  
LAVATORY



FOOD SORTING  
TABLE



FOUNTAIN SINK




GLASS FRONT  
INSTRUMENT CASE

**Just** Manufacturing Co.  
4610-20 W. 21st Street, Chicago 50, Illinois

For Trouble-Free } **Specify**  
Bath Tub Edges } **LUCKE**

## Leak-Proof Bath-Tub Hangers

No Leaks • No Cracks • No Repair Expenses



### A Necessity For All Apartment Projects

There is no excuse for cracks or leaks or repair expense in good building. Leading architects specify LUCKE to overcome this problem. Lucke Hangers build tubs into wall.



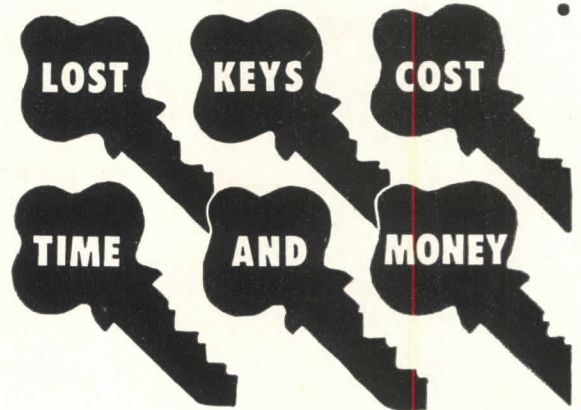
Sold by Leading Plumbing  
Supply Houses

MANUFACTURED BY

**W. B. LUCKE, Inc.**

Wilmette

Illinois



That's why every architect should  
know about **MOORE KEY CONTROL!**\*

You owe it to your client to investigate this modern system of key control. It saves money year in and year out by eliminating expensive repairs and replacement of locks and keys. What's more, it guarantees security, convenience and privacy. No wonder more architects every year now specify Moore Key Control for use throughout schools, institutions, hospitals, hotels... in all factories and buildings where keys are used.

\***TELKEE**  
TRADE MARKS ®

Mail Coupon  
today for  
Free Booklet

P. O. MOORE, INC., Dept. A 1  
300 Fourth Ave., New York 10, N. Y.

Please send me special architect's manual for my A.I.A. file on MOORE KEY CONTROL.

Name.....

Address.....

City, State.....

**LITERATURE**

(Continued from page 252)

**Planning for Dental Offices**

*To Help Your Practice Grow.* This booklet, generously illustrated with photos and plans, offers help to dentists who are already practicing and need to improve their offices as well as to those who may be setting up offices for the first time. "Before" and "after" plans depict the advantages of professional

office planning. Among the variety of plans in the booklet are bungalow studios, apartment building offices, "store front" offices, and office-home combinations. 19 pp., illus. Office Planning Department, Ritter Co., Inc., Rochester 3, N. Y.

**Mathematical Reference Book**

*Lefax Mathematical Tables.* Newly revised loose-leaf data book containing mathematical tables and formulae for the solution of problems in arithmetic, geometry, algebra, trigonometry, ana-

lytical geometry and calculus. The material is arranged in 6 thumb-indexed sections. These include: mathematical reviews; squares, cubes, square roots, cube roots, reciprocals, areas and circumferences; five-place logarithms of numbers; five-place logarithms of trigonometric functions; five-place natural trig functions, and hyperbolic functions. 150 pp. Price, \$1.50. Lefax Publishers, Philadelphia 7, Pa.

**Labeled Door Limitations**

*Overly's Guide to Limitations for Labeled Doors, and Guide to Determine Door Swings.* Five categories of fire doors, classified according to location and fire exposure, are listed, and the requirements and limitations for sliding and swinging tin clad fire doors and panel and flush type kalamein, composite and hollow metal doors are analyzed. The analysis is made in terms of maximum opening size, minimum door thickness, maximum glass area, frames, door operation and hardware. Descriptions of properties of the various types of doors are included. A chart is also included to help determine door swings from the key side. Right and left hand singles and pairs are illustrated. The guide to limitations is based on Underwriters' Laboratories requirements and applies only to the manufacturer's products. Overly Mfg. Co., Greensburg, Pa.

Get this picture on piping permanence...

**DURCO**  
CORROSION RESISTING ALLOYS & EQUIPMENT

**DURIRON**

**DURIRON**  
LOOK FOR THE NAME ON EVERY PIECE

$H_2SO_4$ , HCl,  $HNO_3$ ,  $H_3PO_4$ —for acids such as these, as well as for practically any other acid or corrosive waste, DURIRON acidproof drain pipe can be installed in walls or floors without regard for future replacement. When we say it's permanent, we mean it will outlast the building.

When your new building calls for drain lines handling metal-eating liquids, specify DURIRON Acidproof Drain Pipe. Remember that the labor cost of installing is exactly that of less permanent types . . . and you never have to spend it more than once. Full details are available by writing.

**THE DURIRON COMPANY, Inc.**  
Box 1019, Dayton 1, Ohio

**LITERATURE REQUESTED**

The following individuals and firms request manufacturers' literature:

W. F. Caperton, Registered Engineer & architectural student, 2540 Prentiss Avenue, New Orleans, Louisiana.

Ronald Gourley, Architect, 1 Allen Place, Boston 14, Massachusetts.

Federico S. Ilustre, Architect, Suite 415 Garcia Building, 624 Rizal Avenue, Manila, Philippines.


R. A. McGarry & Associates, Architects & Engineers, 3908 Lemmon Avenue, Dallas, Texas.

F. H. McGraw & Company, Constructors, Paducah, Kentucky.

L. O. Payne, 18 Beresford Avenue, Croydon, N-S.W., Australia.

Gene Zema, Architect, 1120 East Roy, Seattle, Washington.

# marble | window stools



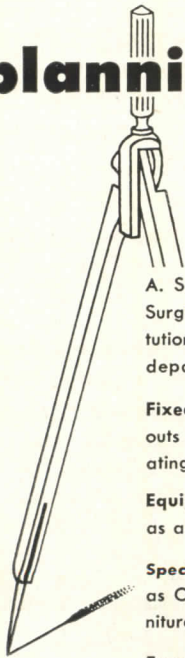
Marble is the most practical and economical of all materials for window stools. It is easily maintained, and affords great savings year after year by eliminating the costly redecoration and refinishing needed by other materials. Specify Marble.

Literature available. Write today to:

**MARBLE**  **INSTITUTE OF AMERICA, INC.**  
108 FORSTER AVENUE, MOUNT VERNON, NEW YORK

## planning a hospital?

*... let Aloe help you*



A. S. Aloe Company, the world's largest Hospital, Surgical and Laboratory equipment and supply institution, maintains a fully staffed hospital contract department which is eager to help you with:

**Fixed Equipment Specifications** and suggested layouts for Cabinets and Casework, Sterilizers, Operating Lights, and other equipment unique to hospitals.

**Equipment Check Lists** for Hill-Burton projects such as are necessary to fulfill federal requirements.


**Specifications** for movable hospital equipment such as Operating Room, Laboratory, Patient Room furniture, etc.

Experienced Aloe contract representatives will be pleased to consult with you at no cost or obligation. Write for full information.



**a. s. aloe co. and subsidiaries**  
1831 Olive Street, St. Louis 3, Mo.  
Los Angeles, Minneapolis, Kansas City, New Orleans,  
Atlanta and Washington, D. C.

Just what the doctor ordered




## Fill your design prescription easily with VULCAN

Vulcan Fin-tube radiation meets the desired standards for:

- flexibility of design
- healthful draft-free comfort
- efficient maintenance-free operation
- neat appearance


Easily figured into the design of any architectural unit, residential or commercial. For either steam or hot water (non-recessed or semi-recessed) installations.



Type K Baseboard Radi-Vector, semi-recessed for residential installations.



Type S Linovector for Commercial installations






Details in Sweet's Catalog

**VULCAN** THE VULCAN RADIATOR COMPANY 

18 FRANCIS AVE. HARTFORD 2, CONN.

SHAW High School  
Cleveland, Ohio



MOTOR-DRIVEN  
POWERSTAT  
DIMMERS



CONSOLE-TYPE  
POSITIONER  
CONTROL BOARD

THE  
**LUXTROL**  
SYSTEM  
*of lighting control*  
**FOR ASSEMBLY HALLS**

**MINIATURE DIMMER STATIONS  
CONTROL HIGH WATTAGE LOADS**

In assembly halls everywhere — in schools like Cleveland's Shaw High School shown above, and in churches, theatres and organizations of all kinds where people gather — the LUXTROL System of lighting control offers the ultimate in light dimming equipment. The LUXTROL System consists of one or more miniature positioner stations controlling one or more motor-driven POWERSTAT Dimmers. Lights can be dimmed, brightened and blended from conveniently located selector stations with the motor-driven POWERSTAT Dimmers installed in any out-of-the-way area saving valuable space. The compactness of the positioning device allows console-type operation as employed in the Shaw High School. A complete switchboard, with mastering and grand-mastering arrangements, can be mounted in a small cabinet or table — with all controls accessible to the operator. It is, in effect, a large interlocking switchboard in miniature. Complete programs can be set in advance and, at set time intervals, switches actuated to concur with performances.

**SEND FOR BULLETIN D951L ON THE  
LUXTROL SYSTEM OF LIGHTING CONTROL**

**THE SUPERIOR ELECTRIC CO.**  
BRISTOL, CONNECTICUT



**9121 DEMERS AVENUE, BRISTOL, CONNECTICUT**

**THE RECORD REPORTS**

**WASHINGTON**

*(Continued from page 32)*

tories had been too long hidden. AEC contractors have held many conferences with Commission personnel on the subject, but these discussions have been classified.

Before the Washington symposium only a small amount of the information was available to the architectural profession, engineers and contractors. Now that much of it has come out into the light of day, the conference proceedings are expected to comprise a veritable handbook for the practicing architect on laboratory design of this nature. The A.I.A. intends to publish serially the formal record of the symposium.

Said AEC: "The total volume of this written record should provide a comprehensive handbook of unclassified design data for 'hot' laboratory construction. . . . If heavy sources of radioactivity are to be made available generally in the near future, architects, engineers and designers will need to have reliable information to enable them to plan laboratories to work with such high concentrations of radioactivity."

***FCDA Outlines New Policy for  
Hospitals in Defense Planning***

The Federal Civil Defense Administration, setting up a new policy in regard to hospital location, hospital shelter and federal financial contribution, outlined these purposes:

To encourage the location of new hospital facilities outside or on the periphery of the designated critical target areas, or if within such designated critical target areas, in positions appropriately removed from concentrations of other elements that constitute profitable enemy targets, in order to minimize expenditures for shelters and other protective features required in target areas.

To foster, when the proper authorities determine that new hospital facilities are required in a critical target area, the incorporation of essential shelters and other protective features in such facilities. FCDA may contribute to the cost of such shelters and protective facilities.

To encourage the construction of essential shelters and protective facilities in existing hospitals in critical target areas, and to make contributions toward

*(Continued on page 258)*


MAIN DINING ROOM

**Masland Duran**

all plastic  
upholstery covering

*Practical enough to meet the public!  
That's Masland Duran! Soap and  
water clean every one of its smart  
colors and there are scores to choose  
from for every decorating purpose.  
Specify Masland Duran on  
furniture of all kinds... on booths,  
walls and panelling, too.*

SEE DURAN IN *Sealtuft* DESIGNS



Rossford, Ohio, Library—chosen by American Library Association as outstanding example of library architecture—uses Masland Duran for folding doors and desk panelling.

LOBBY

Only MASLAND makes DURAN.  
This tag is your protection.

Upholstered with  
masland  
**Duran**  
all plastic

COFFEE SHOP

FOYER

THE MASLAND DURALEATHER COMPANY  
DEPT. 36, PHILADELPHIA 34, PA.

\*Trade Mark-Reg. U. S. Pat. Off.



*Specify With Confidence*

The RAYNOR Complete Line of Wood Sectional Overhead **DOORS**


The entire Raynor organization is at the service of architects to assist them in equipping every door installation with the finest in overhead door equipment.



● Write direct or contact the nearest Raynor representative for complete information and illustrations.

SEE OUR CATALOG IN SWEETS

**RAYNOR MFG. CO.**  
Ray Street, Dixon, Illinois



GO ON FAST,  
GO ON FOREVER!

**FEDERAL-  
Featherweight**  
STRUCTURAL CONCRETE  
PRECAST ROOF SLABS

CHANNEL ROOF DECK SLABS for use with composition covering. NAILING CONCRETE SLABS to hold securely, slate, tile, copper or other ornamental roof.

**THE LIGHTWEIGHT, PERMANENT, FIRE-SAFE, NO MAINTENANCE ROOF DECK**

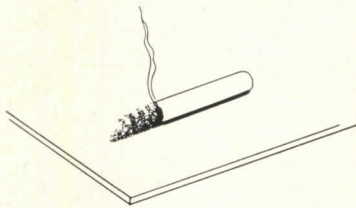


*Write for Complete Catalog!*

**FEDERAL CEMENT TILE COMPANY**  
608 South Dearborn Street — Chicago 5, Illinois  
For Forty-five Years . . . Sales Offices in Principal Cities

# Make these tests before you specify another floor!

Take a sample of Wright Rubber Tile and a sample of any other material you are considering. Subject both samples to the tests shown below. Specify the floor that stands up best and you are sure of having a satisfied client.



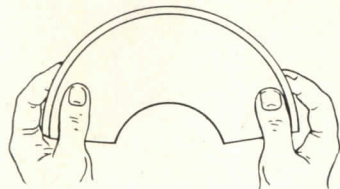
## the fire test

Let a lighted cigarette burn out on each sample. Notice that Wright Rubber Tile is *not* charred. Wipe off with a damp rag, the surface is unimpaired.



## the ink test

Drop some ink on each sample. Let it stand for five minutes and then wipe it off with a damp rag. Notice that Wright Rubber Tile is *not* stained.



## the bend test

Try to bend each sample. If the sample bends and springs back like Wright Rubber Tile it will make a comfortable floor that will resist damage.



## the examination

Examine both samples through a magnifying glass. The smooth, non-porous surface of Wright Rubber Tile means greater beauty, easier cleaning and longer life.

For thirty years many users of Wright Rubber Tile have known what these tests show. You can't beat Wright Rubber Tile for beauty, comfort, ease of cleaning, long life and resistance to damage. You can specify and install it with complete confidence that you are giving your client the *best*.

WRIGHT MANUFACTURING COMPANY  
5204 POST OAK ROAD • HOUSTON 5, TEXAS



# WRIGHT RUBBER TILE

FLOORS OF DISTINCTION

- ♦ WRIGHTEX — Soft Rubber Tile
- ♦ WRIGHTFLOR — Hard Surface Rubber Tile
- ♦ WRIGHT-ON-TOP Compression Cove Base

2964

## THE RECORD REPORTS

WASHINGTON

(Continued from page 256)

the cost of shelters and other protective features.

### No Funds for Shelters

A drastic reduction in operating funds for the FCDA, which got no appropriations whatsoever for shelter construction in fiscal 1952, has dampened enthusiasm for the civil defense activity. Many closely associated with the program have urged that Congress declare itself either for or against civil defense and make funds available accordingly. A mayors' conference in Detroit stated it: "Civil defense is either necessary or it is not. Congress should make the decision quickly. Unless it does, the civil defense program will disintegrate rapidly."

### Inventory Curbs Studied

N. G. Trayfors, wholesale, retail and service trades division, Office of Civilian Requirements, National Production Authority, outlined some important proposed changes in CMP regulations that were under serious consideration by the agency in November. His division was drafting an order on replacement of distributors' inventories affecting a variety of supply items including hardware, construction, refrigeration, electrical and similar materials that are classified as Class "B" products. These would include those stocks made wholly or in part from the controlled materials — steel, copper and aluminum — with the order confining itself to the items used normally in repair, replacement and maintenance activities.

Mr. Trayfors said there was a need to provide a method by which distributors and wholesalers could obtain a fair share of the available supply of such items.

Explaining the considered move, the NPA official said:

"We would contemplate inventory restrictions of the supplies covered in this proposal to prevent overbuying or hoarding by large distributors as against small distributors. . . . As materials become scarcer, some controls are necessary, and we believe that in order to insure the equitable flow of goods from the manufacturer to the distributor, or the retailer, or the ultimate consumer, this order is necessary.

(Continued on page 260)



# INDEX

## TO HELPFUL LITERATURE

The following list is published as a help to readers who want the latest authoritative literature on plumbing drainage products necessary for the protection of both the supply and drainage lines. Simply check "Items Wanted", and mail as indicated below.

- |  |   |
|--|---|
| 1. Folder on roof, floor, and shower drains                                  | 5. Folder on backwater and sewer valves                     |
| 2. Folder on LEVEZEZ adjustable top floor drains                             | 6. Folder on Moderator Shower Mixing Valves                 |
| 3. Manual RA—specifications and roughing dimensions on all drainage products | 7. Manual SP-3—a 32-page book on Swimming Pool Construction |
| 4. Manual B—the complete treatise on grease interception                     | 8. Folder on Shock Absorbers for Water Hammer               |

✓ CHECK "ITEMS WANTED"

1 2 3 4 5 6 7 8

AND MAIL TO

**JOSAM MANUFACTURING COMPANY**  
302 JOSAM BUILDING • CLEVELAND 13, OHIO

You can enrich otherwise plain facades without sacrificing economy when

you design in

**ENDURO-ASHLAR**

ARCHITECTURAL

TERRA COTTA.



Write for facts on this versatile building material that's easy to obtain . . . inexpensive to maintain.

Construction detail, data, color samples, estimates, advice on preliminary sketches, will be furnished without charge.

**FEDERAL SEABOARD TERRA COTTA**



CORPORATION  
10 East 40th Street, New York 16, N. Y.  
Plants at Perth Amboy and South Amboy, N. J.

## CUTS DAMAGE AND REPLACEMENT COSTS

# NEW HEAVY-DUTY INDUSTRIAL GRILLE


## CUSTOMED FOR FACTORY USE AND ABUSE

This grille especially designed for Atomic Energy Commission.


Contractors—  
Maxon Construction Company

Eng. & Arch.—  
Giffels and Vallet, Inc.  
L. Rossetti Associated, Eng. & Arch.  
1000 Marquette Building  
Detroit, Michigan


- 14 GAUGE STEEL BLADES
- VERTICAL SUPPORT BARS PLACED ON 6" CENTERS (14 GAUGE STEEL)
- STANDARD GRADE PRIMER COAT FINISH
- 16 GAUGE STEEL, EXTRA WIDE BORDER FOR EASY MOUNTING



Above—Grille face of LOWER WALL, INDUSTRIAL GRILLE. Note close spacing of extra-strength blades (3/4" centers).



Above—Close-up view of volume control section. Note famous solid section AIRFOIL LOUVERS. Each blade is individually adjustable. CONCEALED LOUVER SUPPORT eliminates mullions and butted construction.



Above photo shows the 48" x 48" AIRFOIL INDUSTRIAL GRILLE supporting the combined weight of 4 Titus factory workers.

# Airfoil

## AIR CONDITIONING OUTLETS

More highly efficient . . . longer lasting . . . brand new . . . that's the AIRFOIL-DESIGNED, AIRFOIL-BUILT INDUSTRIAL GRILLE. Clean cut—compact—it is made in two sections . . . Grille Face and Volume Controller.

Rugged—braced for super-strength. The INDUSTRIAL GRILLE will stand up for years and years against the punishing knocks—jars—shocks—scratches and abuse that floor level grilles must take.

Write for new, **FREE** catalog.

TITUS MANUFACTURING CORP., WATERLOO, IOWA

Rush FREE information on Industrial Grilles.

NAME \_\_\_\_\_

ADDRESS \_\_\_\_\_

CITY \_\_\_\_\_ STATE \_\_\_\_\_

WASHINGTON

(Continued from page 258)

"Without inventory controls, when goods are in short supply there is a threat of maldistribution of the limited supplies. Under such conditions black markets are invited to the detriment of the legitimate distributors and wholesalers."

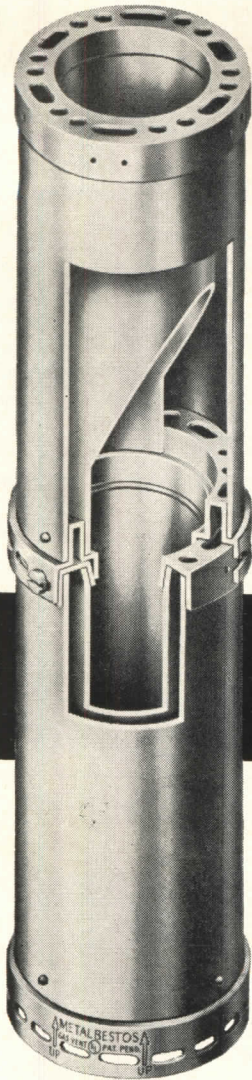
Shorts

- The U. S. Chamber of Commerce has issued a booklet on Building Codes and Construction Progress through its Construction and Civic Development Department Committee. All segments of the building industry and the public, said the Chamber report, should be interested in urging the adoption of appropriate state legislation through which building codes can become effective instruments in orderly and planned community development. Local municipalities were asked to encourage and make it possible for their building officials to take an active part in building officials' organizations. The report was prepared for the department committee by a subcommittee on building codes headed by H. R. Northup, executive Vice president of the National Retail Lumber Dealers Association.

- The National Institute of Government Purchasing has called for a single claimant agency in the government's defense structure to relieve what it termed an intolerable situation in the allocation of critical materials to state and local governments. State and local governments lack a central point where they can bring their allocation problems and receive appropriate answers, it was claimed.

- The new Defense Materials Procurement Agency states that 77 per cent of its expenditures for building up the nation's stockpile of strategic materials involves international trading. Roughly \$4.5 billion dollars has been spent or obligated altogether in building the important stockpile supplies. Nearly \$3.5 billion of this went for materials coming from outside the shores of the U. S. The program must be accelerated, DMPA Administrator Jess Larson be-

(Continued on page 262)



For  
**DURABLE,  
SAFE VENTING**  
specify

**QC METALBESTOS**  
GAS VENT

**Lasting Construction**

Permanent protection against the corrosive action of flue gases, condensates and the weather is provided by QC Metalbestos. Deterioration due to corrosion and cracking is eliminated when you specify this sturdy, all-aluminum, double wall gas vent pipe.

**Dependable Operation**

Metalbestos' unique double wall construction and leak-proof joints give complete protection against fumes or fire hazards. The aluminum inner pipe heats up quickly for efficient venting while the built-in air space minimizes heat loss and insulates the outer pipe against excessive heat. Precision formed QC Couplers and adjustable fittings permit rapid assembly and assure trouble-free, efficient venting.

**Independent** laboratory tests prove that Metalbestos keeps surrounding walls cooler than any other Type B gas vent listed by Underwriters' Laboratories, Inc.

**New Venting Manual Now Available!**


Published in the interests of better venting, this booklet, "Venting of Gas Appliances", contains basic rules and other helpful data concerning correct venting practices. For your free copy, just write to Dept. L



**METALBESTOS** DIVISION  
WILLIAM WALLACE COMPANY • BELMONT, CALIF.



employee heating comfort is measured "by the FOOT."



For comfort, one Btu below the knees is worth 100 above the head. That's why it's wise to insist on

**DRAVO Counterflo HEATERS**


Floor chills banished—each unit blankets from 4,000 to 20,000 square feet with warm air at the working level, reducing roof heat loss, saving fuel dollars. Air throw 100-150 feet; no ducts needed for open areas. Users report first cost 50 to 66% less than wet-type systems. Oil or gas-fired, readily converted. 80-85% efficiency. Units furnish ventilating air in summer. Immediate deliveries, easy installation. Ask for Bulletin EK-523-576.

**DRAVO CORPORATION**

DRAVO BUILDING, PITTSBURGH 22, PA.

Sales Representatives in Principal Cities

Mfd. and Sold in Canada by Marine Industries, Ltd., Sorel, Quebec



**IN U.S. STEEL'S NEW HOME IT'S THE "Wooster" DOOR**

In U. S. Steel Company's new Pittsburgh home—the 525 William Penn Place Corporation's 41-story office building—it's the USF "Wooster" Door! In fact, any modern list of the "blue ribbon" building projects across the nation will show USF "Wooster" Hollow Metal Doors and Frames are the choice of more leading architects, builders and owners than any other make! There's a reason! USF's "Wooster" Doors and Frames are of totally new design and made by new and better methods. Write for descriptive literature.

**USF HOLLOW STEEL DOORS AND FRAMES**

**FIRST...** To obtain the Underwriters Laboratories Class B Label on 1 3/4" doors.

**FIRST...** To meet the A.S.T.M.—1 1/2 hour fire test specifications.

**MANUFACTURERS OF**



Hollow Metal Doors and Frames  
 Prefabricated Metal Buildings  
 Corrugated Metal Window Wells  
 Highway Guard Rail  
 Structural Plate Bridge Flooring  
 Corrugated Metal Pipe

**UNITED STEEL FABRICATORS, INC.**  
 WOOSTER, OHIO

**SHEPARD**



**HIGH DEPENDABILITY  
 GREATER ECONOMY  
 LESS MAINTENANCE**

Built up to a quality — not down to a price. SHEPARD Elevators offer you high dependable service at low maintenance costs. For that new elevator you're planning or the old one you're modernizing — consult SHEPARD Engineers. Write for 58 page Elevator Planning Book.

THE SHEPARD ELEVATOR CO.  
 5008L1 Brotherton Rd.  
 Cincinnati 9, Ohio

**ELEVATORS**

(Continued from page 260)

lieves. He says the current mobilization effort involves more materials and greater expenditures. It is a program which envisions a long-range construction and maintenance of the national defense capabilities and the maintaining of our essential civilian economy.

• The Federal Housing Administration will confer with the N.A.H.B. on proposed revisions of the minimum prop-

erty requirements dealing with conservation of critical building materials. The meetings also will look toward the production of low cost and low rental defense housing. Many builders have complained that the standards are too high. This will be their chance to try to do something about it.

• A recent report by Army officials on progress under the Wherry Act indicated

that since the Act was passed in August 1949, 16 projects have been completed at Army installations involving a total of 6179 family units. These are fully occupied. Eleven more were under construction, totaling 4136 units. And projects with a total of 10,321 additional units were in various stages of being approved. This totals to 20,636 units. But that's not nearly enough, Army claims. One official said his branch of service can justify reasonably the construction of approximately 10,000 Wherry Act family units over and above those already built, approved, or "in the works." Development of the additional housing is being rushed and will result eventually in a supply of 30,000 family units built for the Army under Wherry Act terms. The law was extended for two more years by Congress in the defense housing and community facilities bill. But to solve the housing problem on the basis of currently planned Army troop strength, some 116,000 additional family units would be required at Army installations in continental United States, it was claimed. There are now approximately 46,000 family units on Army installations.

And timber fabricators in all sections of the country are ready to serve you.

Our 20-page booklet "Timber for Military, Commercial and Industrial Buildings" illustrates the many types of jobs now being built with the Teco connector system, glued-laminated construction and Lamella construction.

Here in pictures you'll see stores, markets, factories, warehouses, garages, hangars of the type that are being built now.

Specify timber—there's plenty of it and ready as usual for early delivery.

**T**IMBER ENGINEERING COMPANY, 1319-18th St., N.W., Washington 6, D. C.

Please send me FREE copy of "Timber for Military, Commercial and Industrial Buildings."

Name.....  
 Company.....  
 Street..... City..... State.....

AR

**ON THE CALENDAR**

Jan. 4-Feb. 9: Walter Gropius: comprehensive exhibition of the life work of Gropius, architect and professor of architecture at Harvard; photographic coverage, models and paintings by Bauhaus contemporaries — The Institute of Contemporary Art, 138 Newbury St., Boston, Mass.

Jan. 8-10: Annual Meeting and election of officers, National Constructors Association — Waldorf-Astoria Hotel, New York City.

Jan. 12: Annual Meeting, Alabama Society of Architects — Birmingham, Ala.

Jan. 14-17: Plant Maintenance Show, Convention Hall, Philadelphia.

Jan. 14-Feb. 7: Gold Medal Exhibit of architectural works, Architectural League of New York — League building, 115 E. 40th St., New York 16, N. Y.

Jan. 15: Why Experimental Films? — third of 12 evenings on "The Related Arts of Today" presented by the Junior Council — Museum of Modern Art Auditorium, 11 W. 53rd St., New York City.

Jan. 16-18: Eighth Annual National Technical Conference, Society of Plas-

(Continued on page 264)

PHOTO MURALS



Harvey's Department Store Restaurant, Nashville, Tennessee

★ This restaurant interior invites patrons to "eat and relax." In the beautiful setting of the wide bending river, portrayed by photomurals and emphasized with mirrors, delicious food is even more enjoyable.

Here Kaufmann & Fabry has made another "point of sale" attractive. Send for our booklet, "Making Blank Walls Live," which you will find informative and useful.

**KAUFMANN and FABRY COMPANY**  
Dept. RA-6, 425 So. Wabash Avenue, Chicago 5, Illinois



**U. S. MAIL CHUTES**

are essential in progressive apartments and hotels.

This little Miss prefers to mail her own letters and so do her parents.

*This equipment may be leased if desired*

ESTABLISHED 1883

**Cutler Mail Chute Co**  
ROCHESTER 7, N. Y.

**SELLS FOR LESS!** (App. 20% lower than any other (B.R. certified brand.) **B**

**LESS RADIATION REQUIRED** **A**

**"High Output" Baseboard Designed for Residential Use.** Only 2 1/4" Deep.

4.6 SQ. FT. E.D.R. PER LINEAL FT.  
**1100 BTU** AT \* 215°F  
No Other Baseboard Approaches It!

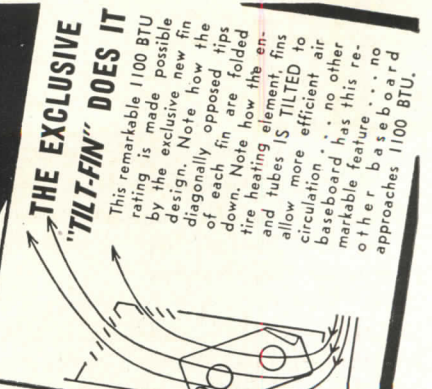
**BROWN HEET SCORES AGAIN**

Reg. U.S. Pat. Off.

1100 BTU . . . the most remarkable achievement in baseboard radiation . . . and it's no surprise that only Brown Bayce Heet can offer it.

1100 BTU . . . the result of aggressive research in baseboard heating by the pioneer in the field — Brown Bayce Heet. 1100 BTU . . . smartest styling . . . no streaked walls . . . many other exclusive advantages . . . Brown Bayce Heet — 1100 BTU.

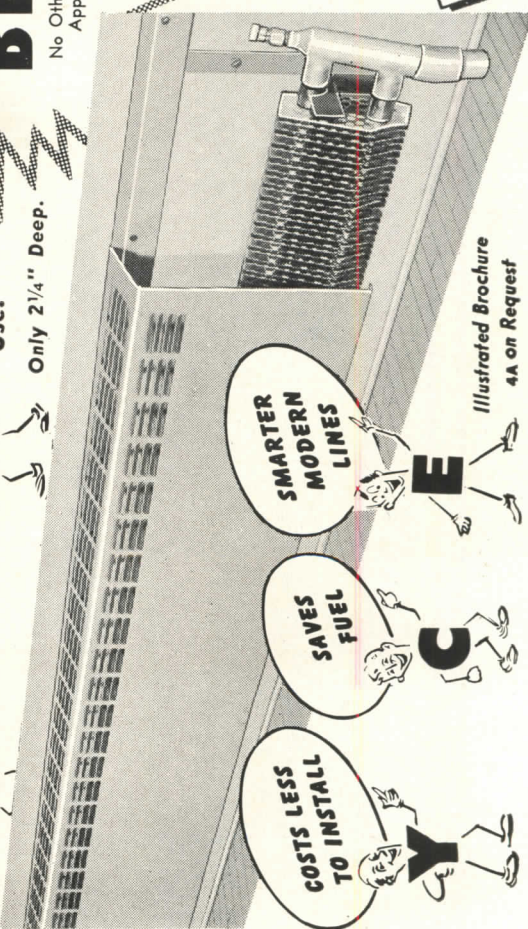
\*Architects Note— There is no "or equal" for Brown Bayce Heet — 1100 BTU.



**THE EXCLUSIVE "TILT-FIN" DOES IT**

This remarkable 1100 BTU rating is made possible by the exclusive new fin design. Note how the diagonally opposed fins of each fin are folded down. Note how the entire heating element, fins and tubes IS TILTED to allow more efficient air circulation. . . . no other baseboard has this remarkable feature. . . . other baseboard approaches 1100 BTU.

**BROWN PRODUCTS COMPANY**  
FOREST HILLS, NEW YORK  
Mfrs. of the famous Brown Heet Convectors, Unit Heaters, and Boiler-Burners



**SMARTER MODERN LINES** **E**

**SAVES FUEL** **C**

**COSTS LESS TO INSTALL** **Y**

Illustrated Brochure 4A on Request

## THE RECORD REPORTS

(Continued from page 262)

tics Engineers Inc. — Edgewater Beach Hotel, Chicago, Ill.

Jan. 16-Mar. 9: Buildings by Frank Lloyd Wright; three-dimensional color photographs set in individual viewers to show the office building and recently completed research tower designed by Frank Lloyd Wright for the Johnson Wax Co., Racine, Wisc. — Museum of Modern Art, 11 W. 53rd St., New York 19, N. Y.

Jan. 20-24: Eighth Annual Convention and Exposition, National Association of Home Builders — Stevens and Congress Hotels, Chicago.

Jan. 25-27: Annual meeting, Society of Architectural Historians — New York City.

Jan. 30-Apr. 20: Prints by Modern Masters; large exhibition of important work in the graphic arts — Museum of Modern Art, 11 W. 53rd St., N. Y. C.

Feb. 5: Poetry Evening — Dylan Thomas; fourth of 12 evenings on "The Related Arts of Today" presented by the Junior Council — Museum of Modern Art Auditorium, 11 W. 53rd St., New York 19, N. Y.

Feb. 11-Mar. 7: Gold Medal Exhibit, Design and Craftsmanship in Native Industrial Arts, Architectural League of New York — League building, 115 E. 40th St., New York City.


Jan. 25-27: Annual Meeting of the Church Architectural Guild of America and the North American Conference on Church Architecture — Chicago Theological Seminary, University of Chicago, Chicago, Ill.

Feb. 12: Symposium: The New Sculpture; fifth of 12 evenings on "The Related Arts of Today" presented by the Junior Council — Museum of Modern Art Auditorium, 11 W. 53rd St., New York City.

Feb. 21-22: Tenth Annual Conference, Society of the Plastics Industry Ltd. (Canada) — Royal York Hotel, Toronto, Ont.

Feb. 25-28: 33rd Annual Convention, Associated General Contractors of America — Hotel Statler, Detroit.

Feb. 26: The Writer Looks at Painting; sixth of 12 evenings on "The Related Arts of Today" presented by the Junior Council — Museum of Modern Art Auditorium, 11 W. 53rd St., N. Y. C.



### a tower of strength for 30 years . . . . . and a tower of safety too!

Enclosed in 2/3 less space than is required for a typical exit stairway, (39 square feet as compared to 108 square feet) Potter Safety Slides will evacuate 300% more people—faster.

The Potter Slide is the **one positive factor in panic**. It is built for the emergency when nothing matters but life itself.

The Potter Slide Escape listed by the Underwriters Laboratories as standard, offers in multi-storied buildings, the fastest means of evacuation for the lowest initial cost and the lowest maintenance cost. It has no equal for evacuating schools, hospitals, institutions, industrial plants and public buildings.

Plan to incorporate this modern emergency escape, with a 30 year record of successful use, in your next project.

Potter Slide Escapes may also be installed economically on the exterior of old buildings.

Send the coupon below for full information. See our catalog in Sweets.

● Down 21 stories in two minutes in a Potter Safety Slide. "A man running at full speed down the stairs took 7 minutes."

**POTTER** FIRE ESCAPE CO.  
We make this product only.

POTTER FIRE ESCAPE CO.  
6107 N. California Ave.  
CHICAGO 45, ILLINOIS

Gentlemen:

Please send us specifications and details of the Potter Slide Escape for both exterior and interior installation.

Name \_\_\_\_\_  
Address \_\_\_\_\_  
City \_\_\_\_\_ State \_\_\_\_\_

### OFFICE NOTES

#### Offices Opened

• David L. Bockius Jr. has opened an office for the practice of architecture at 13 N. Main St., Ashland, Ore.

• Leo Weisberg, Architect, has announced the opening of his office at 57 Glen St., Glen Cove, N. Y.

• Gene Zema, Architect, has opened a new office at 1120 East Roy, Seattle 2, Wash.

• A new division of the Army Engineer Corps, East Ocean Division, has been set up to supervise offshore military construction assigned to the Corps. Headquarters of the new division is at 800-802 E. Broad St., Richmond, Va. Effective November 15, four offshore military construction districts and an engineer group formerly under the North Atlantic Division, New York, came under the new division.

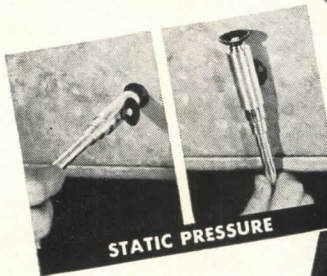
(Continued on page 266)

**MEASURE**

- AIR VELOCITY
- AIR TEMPERATURE
- STATIC PRESSURE

with the

**ANEMOTHERM  
AIR METER**



**STATIC PRESSURE**



**AIR VELOCITY**




**AIR TEMPERATURE**

Use the precision-made Anemotherm Air Meter to check and balance heating, ventilating and air conditioning systems. This portable, self-contained instrument gives direct, instantaneous readings of air velocity from 10fpm to 6,000fpm, air-temperature from 30F to 155F and static pressure from 0 to 4 neg. and from 0 to 10 pos. in. wg. Send for illustrated Bulletin.

**ANEMOSTAT CORPORATION OF AMERICA**

10 EAST 39 STREET, NEW YORK 16, NEW YORK AC 1281



**DUBUQUE**


at the **Dubuque Packing Company**  
**It's VILTER Again—**

Like meat plants and food processors from one end of the country to the other, Dubuque Packing Company has found that it pays to use Vilter refrigeration equipment. In plant after plant, you find Vilter re-ordered time after time for 10 years, 30 years, or 60 years . . . because these plants know that Vilter saves them money in upkeep, in operating costs, and in lack of wasteful "down-time."




**REFRIGERATION and AIR CONDITIONING**

**WHY Universal ROLL-A-WAY STANDS WERE SELECTED**



Law, Law, Potter & Nystrom, Architects, Madison, Wisconsin



**—for The Gymnasium of  
This Fine New School**

Custom built for the utmost in safety, strength, adaptability, and economy . . . tested under varying conditions in hundreds of gymnasiums . . . Roll-A-Way Stands have earned the preferred stamp of approval everywhere. Naturally, they were selected for the gymnasium of this fine new Beloit, Wisconsin, High School. Engineered to fit individual specifications, Roll-A-Ways are obtainable in a wide variety of sizes, with exceptional space-saving features. In this installation, for example, the 13 tiers occupy 23' depth when open, but only 5' 4 1/4" when closed, thus providing 17' 7 3/4" more usable floor space the entire length of the stands. And notice the vertical filler boards under centers of all seats which enclose the under-structure, yet permit placing feet back under seats for properly balanced and comfortable positions. Write for details and prices today.



*Sweeping beneath stands is easy. Just lift and fold back front row to get ample clearance for broom or mop.*

**Universal  
BLEACHER COMPANY**

606 SOUTH NEIL STREET • CHAMPAIGN, ILLINOIS

**Bleacher Experts for Over 30 Years**

# THE RECORD REPORTS

(Continued from page 264)

• Arthur D. Little, Inc., consulting research and engineering organization, has opened a Latin American office, at Edificio Internacional 963, Reforma 1, Mexico 1, D.F.

## New Firms, Firm Changes

• Aaron G. Alexander, Architect, has announced the closing of his New York office as of Jan. 1, 1952, and his associa-

tion with Hubert E. Reeves, Architect, 154 E. 61st St., New York City, to carry on his existing commissions. Mr. Alexander will continue a limited bank consultant architectural practice from his home at Rolling Acres, Ancram, N. Y.

• Morton H. Caine, Architect, has announced the conclusion of his partnership in the firm which has been known

as Dougan, Heims & Caine and the continuation of his practice at 725 N.W. 19th Ave., Portland 9, Ore.

• Appointment of Harvey P. Clarkson as director of architecture for A. M. Kinney Inc., 2905 Vernon Pl., Cincinnati, has been announced. Mr. Clarkson has been since 1945 practicing architecture in New York and an associate professor and design critic in architecture at Columbia University. In his new post, he succeeds Charles H. Ferber, who will continue on the Kinney staff as a consultant architect.

• Harry E. Stocker, materials handling consultant, has become a partner in the firm of Brown-Guenther-Booss, architects, engineers and industrial consultants of New York.

## New Addresses

The following new addresses have been announced:


Gerald L. Bilbro, Architect, Imperial Apartments Bldg., 113 E. Solomon St.,  
(Continued on page 268)



## ZONOLITE® PLASTER AGGREGATE beats tough time limit—saves money as well!

The new, 48,000 sq. ft. Oakland Blue Cross office building was occupied only 195 days after ground-breaking! The plastering contractor on this high speed California job took over after another firm found the time limits too tough. Using Zonolite vermiculite Plaster Aggregate for the first time . . . he completed the job on time . . . kept costs below the estimate. In business 27 years, he had never seen such a large job go so smoothly . . . and Zonolite gets a good share of the credit.

Zonolite Plaster cuts handling time, is more easily mixed and applied. Droppings are fewer, workers are less fatigued using Zonolite. Weighing only one-tenth as much as sand plaster, it has almost 3½ times greater insulating value.



**Zonolite Fireproofing Slashes Dead Weight, Cuts Costs**  
Zonolite plaster gives you low cost, lightweight fire protection for steel beams, columns, floors and ceilings. Zonolite fireproofing has been accorded 4-hour fire ratings for numerous applications. Wherever you need maximum fire resistance . . . with lightweight and low cost—specify Zonolite vermiculite plaster aggregate.

Write today for complete up-to-date information and summary of fire tests on Zonolite vermiculite plaster, the full story of this money-saving new way to build better in less time with Zonolite plaster.

**ZONOLITE COMPANY, Dept. AR-121**  
135 S. LaSalle Street • Chicago 3, Illinois

**OAKLAND BLUE CROSS BUILDING**  
Confer & Willis, Archts. • Hamilton & Williges, Eng. • Swinerton & Walberg Co., General Cont. • Murphy Bros., Plastering Cont.



Zonolite Company, Dept. AR-121  
135 S. LaSalle Street, Chicago 3, Illinois  
Please send me free information about Zonolite Plaster Aggregate.

Name.....  
Street.....  
City..... Zone..... State.....



Fay Foto Service Inc.

Shoppers' World, the new Suburban Centers Trust shopping center opened recently at Framingham, Mass., found itself swamped with visitors—too many for comfort, some stores felt. Architects were Ketchum, Giná and Sharp; Kenneth C. Welch, architect, market surveys and research; Adams, Howard & Greeley, consultants on site planning; Shurcliff & Shurcliff, landscape architects; Severud, Elsted & Kruger, structural engineers; Vincent L. Falotico & Associates, mechanical engineers; Schlanger & Hoffberg, consulting architects, and Theodore Content, acoustical engineer, special consultants on theater building



\* **first**  
**Kalman**  
**floor**  
**laid**  
**in 1916**  
**still in use!**

No question about a Kalman Concrete floor's ability to "take it". Testimony tells again and again of Kalman ruggedness.

For the key to maximum durability in your flooring, ask about Kalman "absorption control" — write for bulletin.



**KALMAN FLOOR COMPANY**

110 E. 42nd St., New York 17, N. Y.

BOSTON • CHARLOTTE • CHICAGO • CLEVELAND  
DAYTON • DETROIT • HOUSTON • LOS ANGELES  
PHILADELPHIA • SAN FRANCISCO



**INSULITE\*** structural insulation

INSULITE is made from hardy Northern wood — best for strength, best for durability... best for making structural insulation board!



Made of Hardy

Northern Wood

\*® 6

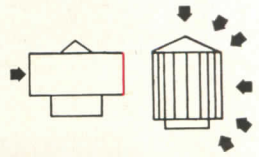
INSULITE DIVISION, MINNESOTA AND ONTARIO PAPER COMPANY

**do you know**


**the TRUTH about ventilators?**

Ventilators are usually selected on the basis of their capacity ratings. That makes sense, but do you know that:

1. Capacity ratings of most ventilators are *not* certified.
2. Capacity ratings of most ventilators are based on *horizontal* wind tests only.



**Breidert Air-X-Hausters**  
provide safe, sure ventilation no matter which way the wind blows!

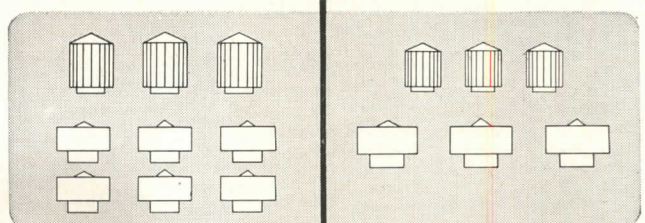


Patent No. 2269428

and... Breidert Air-X-Hausters are the *only* ventilators with published certified capacity ratings based on tests\* made with wind blowing in *all* directions as shown above.

Only such tests can guarantee the capacities a ventilator will deliver under actual operating conditions. No matter which way the wind blows, barring interior negative pressures, the Breidert provides safe, sure ventilation... on roofs, vent flues, chimney tops. Stationary, no moving parts, nothing to jam or get out of order.

**HOW YOU CAN GET BETTER RESULTS WITH LESS MONEY**



It takes fewer Breiderts to do the job as same size conventional ventilators.

(or)

You can use the same number of smaller size Breiderts to do the same job as conventional ventilators.

Get *all* the facts! Write today for complete Engineering Data Book, including certified capacity ratings. Address Dep't. F.

\*By Pittsburgh Testing Laboratories

**THE G. C. BREIDERT CO.**

3129 San Fernando Road, Los Angeles 65, Calif.

Representatives in principal cities throughout the U.S.

## THE RECORD REPORTS

(Continued from page 266)

Griffin, Ga. (Mailing address: Post Office Box 360, Griffin, Ga.)

L. E. Byfield, Architect, 7630 Washington Blvd., Indianapolis 20, Ind.

Offices of A. R. Clas, Architect, Suite 530, Wyatt Bldg., Washington, D. C.

Arthur A. Gouvis, Architect, 10837 S. Michigan Ave., Chicago 28, Ill.

Willfred D. Holtzman Jr., Architect, 2417 Hempstead Rd., Ottawa Hills,

Ohio; Post Office Toledo 6, Ohio.

Henry Sprott Long and James L. Gatling Jr., Suite 1642, Brown-Marx Bldg., Birmingham, Ala.

Robert Thomas Martin, Architect, 23 N. Dunlap St., Memphis 5, Tenn.

Charles R. Nash, Architect, 116 E. Third St., Ottumwa, Ia.

Grant A. Peterson, Architect, 615 N.E. Ninth Ave., Fort Lauderdale, Fla.

Pollmar, Ropes and Lundy, Architects and Engineers, 209 Architects Bldg., 415 Brainard St., Detroit 1, Mich.

C. J. Ryland, Architect, 847 Abrego St., Monterey, Calif. (Mailing address changed from Post Office Box 847, Monterey.)

L. G. Sherburne Associates, Designers, 108 E. 37th St., New York 16, N. Y.

Lyman G. Slocum, Architect, 7 Dyer St., Providence, R. I.


Walter H. Sobel & J. Stewart Stein, Architects, 450 E. Ohio St., Chicago 11, Ill.

Spahn and Barnes, Architects, 1950 Lee Rd., Cleveland Heights 18, Ohio.

Edward M. Y. Tsoi, Architect, Humble Bldg., 909 S. Jefferson Davis Parkway, New Orleans, La.

Walker & Poor, Architects, 787 Fifth Ave., New York 22, N. Y.

Eugene Weston, Architect, 1741 Silver Lake Blvd., Los Angeles 26, Calif.



## Heating and Ventilating Units

**Air Volumes from 400 to 21,000 CFM**

Kennard Heating and Ventilating Units are the answer to requirements of heating and filtering recirculated air, fresh air, a mixture of both, or for ventilation only. These ruggedly constructed and easily installed units, conventionally used for heating large spaces or as a central station unit to heat many small rooms, can also be utilized for a variety of special and process applications.

Wall - Floor - Ceiling Mountings.

Pre-heat and Re-heat Coils - 1.1 to 32.5 sq. ft. face.

Moderate tip speeds and outlet velocities.

### Optional Equipment

Mixing Box and Dampers • Face and Bypass Dampers • Throwaway, Cleanable or High Velocity Filters • Target, Grid or Pan Humidifiers.

### Representatives in Principal Cities

Write for name of nearest representative and complete information on Air Conditioning Blower Units—Finned Coils—Evaporative Condensers—Cooling Towers—Sprayed Coil Dehumidifiers.

## COMPETITIONS

• Exercises preliminary to the selection of the 63rd Rotch Traveling Scholarship winner will be held next April. Applicants for the scholarship, which will offer \$3200 for travel and study abroad, must be American citizens and, as of May 1, 1952, not over 31 years old. Details may be obtained from: William Emerson, secretary, Rotch Traveling Scholarship, 107 Massachusetts Ave., Boston 15, Mass.

• The Cranbrook Academy of Art, Bloomfield Hills, Mich., has announced the opening of competition for the scholarships which were established last year in memory of Eliel Saarinen, the Academy's first president, and the institution's founders, George and Ellen Booth.

The three scholarships of \$1500 each will be awarded for advanced study at Cranbrook in the fields of architecture, ceramics, design, metalsmithing and jewelry, painting, sculpture, and weaving and textile design. Scholarships will cover fees for room, board and tuition at the Academy, and will include an allotment for materials and supplies, for the 1952-53 scholastic year.


Applications will be accepted until February 15. Detailed information and application forms may be obtained from the Secretary, Cranbrook Academy of Art, Bloomfield Hills, Mich.

(Continued on page 270)

**KENNARD CORPORATION** • 1821 S. HANLEY ROAD  
ST. LOUIS 17, MO., U.S.A.

**FREE!** This 96-page book...

in our new edition  
just out



**CONTENTS**

- ← How to solve many construction and maintenance problems
- ← Construction details
- ← Material tables
- ← Weights and measures
- ← Horn products and methods

Here is a book giving you engineering data and specifications to help you solve many problems of hydrostatic pressure, dampproofing, painting, caulking, roofing and flooring. You may have this reference book with our compliments.


**A. C. HORN COMPANY, INC.**

MANUFACTURERS OF MATERIALS FOR BUILDING MAINTENANCE AND CONSTRUCTION  
10TH STREET & 44TH AVENUE, LONG ISLAND CITY 1, N. Y.  
LOS ANGELES • SAN FRANCISCO • HOUSTON • CHICAGO • TORONTO  
SUBSIDIARY OF SUN CHEMICAL CORPORATION

**READY-POWER**

Ready-Power Engine Refrigeration Units operate at a small fraction of the cost of electrically-driven equipment. Savings of \$50 to \$150 per month are often realized on single unit installations. Operate on NATURAL GAS, gasoline or Diesel fuel.

**AIR  
CONDITIONERS**  
OPERATE AT  
**LOWEST  
COST**



Write for literature

The READY-POWER Co.  
11231 FREUD AVE., DETROIT 14, MICH.

**HERE'S 5 OUTSTANDING  
ADVANTAGES**



When you specify  
**Bilco**  
"Spring Balanced"  
Roof Scuttles

1. Easily, quickly installed—to provide trouble-proof access to the roof.
2. Easy to operate—patented reverse action lifting levers. Can't slam shut—door automatically held open until released manually.
3. Built to last a lifetime—rugged construction withstands roughest use.
4. Absolutely weather tight and insulated.
5. Available in three standard sizes in a variety of materials. Also special sizes and types to suit individual requirements.

Makers of the famous

**Bilco  
CELLADOR**

See Sweets for full information on all BILCO doors or send for catalog.

SEE OUR  
CATALOG IN  
SWEETS

**THE BILCO COMPANY**

167 HALLOCK AVE., NEW HAVEN, CONN.

Representatives in principal cities

(Continued from page 268)

• Rules and conditions for the fifth annual competition of the Lincoln Arc Welding Foundation's Engineering Undergraduate Award and Scholarship Program are now available in a 24-page illustrated booklet, available from the James F. Lincoln Arc Welding Foundation, Cleveland 17, Ohio.

The program is intended to encourage undergraduate engineers to use imag-

ination and ingenuity in developing engineering projects in their own fields. Awards totaling \$6750 are made for the best papers on design of machines or structures, or separate components of machines or structures, in which arc welding is the method of fabrication. Welding research and maintenance projects can also be described. Scholarship funds totaling \$1750 are also awarded

to schools for establishment of scholarships in honor of the main student awards.

• Ten cash prizes totaling \$1000 will be awarded to winners of the sixth annual electric sign design competition sponsored by the National Electric Sign Association.

Prizes will be given for the best electric sign designed for an existing motel; a specific problem was selected to make conditions equal for all contestants. A photograph, location map and specifications of the motel are shown in the contest rules, which may be obtained from N.E.S.A., 224 S. Michigan Ave., Chicago 4, Ill.

The contest closes December 31.

• Conditions of the 1951 design competition of the American Institute of Decorators have been announced, and entry forms are available from A.I.D., 41 E. 57th St., New York 22, N. Y.

All designers of fabrics, furniture, floor coverings, wall coverings and lighting who have designed products offered for sale not before January 1, 1951, may compete. Companies may also enter their designs of products offered for sale not before January 1, 1951, accompanied by the name of the designers of each submission.

Closing date for receipt of entry forms is February 1. Design submissions must reach the A.I.D. by February 8.

## Better Colors More Color Choice

With Premium Quality, Grease Resistant

# AZPHLEX

### ASPHALT TILE

The through-and-through beauty of AZPHLEX grease-resistant asphalt tile won't fade or wear away, even after years of hard and constant service. Pigmentation is all the way through every tile, from top to bottom—protected by the tough, fine texture that gives AZPHLEX its remarkable resistance to indentation and abrasion.

AZPHLEX demands nothing more than routine maintenance to keep its new-floor beauty through many long years.

#### Highly Resistant

to greases, fats, oils, soaps and compounds

#### Tough Surfaced

for increased resistance to indentation and abrasion

#### Wide Color Range


15 clear, permanent colors

#### Moderate Price

is only a few cents more a square foot than ordinary asphalt tile

**For a floor that gives maximum service—look to AZPHLEX!**

For complete information see or call your flooring dealer or contractor—or write to Dept. C



SEE SWEETS' 1951  
CATALOG FOR  
COLORS AND SIZES

### LAWRENCE S. BELLMAN, ARCHITECT FOR 53 YEARS

Lawrence S. Bellman, 75, senior partner in the Toledo, Ohio, firm of Bellman, Gillett & Richards, Architects and Engineers, died at his home in Santa Barbara, Calif., on October 12. He had been retired since 1948.

Mr. Bellman, who was a Fellow of the American Institute of Architects, was the last surviving member of the architectural firm of Mills, Rhines, Bellman & Nordhoff, founded in Toledo in 1912. The firm became Bellman, Gillett & Richards in 1944.

Mr. Bellman joined the firm of George S. Mills, Architect, upon graduation from the University of Pennsylvania in 1895. He became a partner in 1912.

Principal buildings designed by Bellman, Gillett & Richards include the Ohio Building, the Edison Building, the Commodore Perry Hotel, the Secor


(Continued on page 272)

## UVALDE ROCK ASPHALT CO.

Makers of AZPHLEX and AZROCK Asphalt Tile  
FROST BANK BLDG. • SAN ANTONIO, TEXAS



I Wish All  
My Work Was  
As Foolproof As  
**ALLENCO** for  
*Fire Protection*



Architects, engineers and contractors choose ALLENCO 3 to 2 over next leading brand. Wide selection to meet every need. Easier to specify, estimate, install.

Ready Reference in Sweet's  
Consulting Service from 25 offices  
A.I.A. file 29e2 on request



Established 1887  
**W. D. ALLEN MANUFACTURING CO.**  
CHICAGO 6 • NEW YORK 7

**SERVICISED DEEP LIP  
SAFETY TREAD** for SAFETY,  
APPEARANCE, LONG WEAR



- Easily applied to steel, wood or concrete—old or new.
- Abrasive non-slip surface.
- Reduces Traffic Noise.
- Servicised Deep Lip Safety Treads are made of a tough, resilient rubber compound in which an abrasive aggregate has been securely embedded throughout the wearing surface. Easily applied to any surface—old or new. Deep Lip Safety Tread is 1/4" thick by 3" wide, and comes in lengths up to 84" or less. Lip depth 1 1/2". Available in Buff, Gray, Green, Red or Black.




Write for  
Samples, Prices  
and Complete  
Details

**SERVICISED PRODUCTS CORP.**  
6051 W. 65th ST., CHICAGO 38. ILL.

**SPECIFY LOW-COST, DEPENDABLE**



Veterans' Administration Hospital, Madison, Wis.



Jeré Strizek's, Town & Country Village, Sacramento

IDEAL FOR  
"CLOSING-IN"  
protection  
in any weather

MANY OTHER USES  
such as  
**WATERPROOF  
MEMBRANE  
BETWEEN SUBFILL  
AND  
CONCRETE SLAB**

and for curing  
and protecting  
concrete floors

WRITE FOR ARCHITECTURAL  
SPECIFICATIONS PORTFOLIO

**THE SISALKRAFT CO.**  
Dept. AR12— 205 West Wacker Drive — Chicago 6, Illinois  
New York 17, New York — San Francisco 5, California  
Manufacturers of SISALKRAFT • SISALATION • COPPER ARMORED SISALKRAFT

• CLIP THIS AD TO YOUR LETTERHEAD AND MAIL FOR FULL INFORMATION • CLIP THIS AD TO YOUR LETTERHEAD AND MAIL FOR FULL INFORMATION • CLIP THIS AD TO YOUR LETTERHEAD AND MAIL FOR FULL INFORMATION



**DOREX**  
*Air Recovery*  
**REDUCES  
AIR CONDITIONING  
COSTS**

Dorex Air Recovery "manufactures" new air by passing used air through Dorex Activated Carbon, the most powerful adsorbing agent known. More than 6,000 users and 20 years' experience indicate that every \$100 invested in Dorex should return a \$400 saving in the cost of original heating and cooling equipment. In use, every \$1.00 spent for Dorex maintenance should produce a \$4.00 saving in operating costs. Get the full story of Dorex Air Recovery savings today.

**W. B. CONNOR ENGINEERING CORP. • DANBURY, CONN.**  
In Canada: Douglas Engineering Company, Ltd.  
190 Murray Street, Montreal 3, P. Q.

(Continued from page 270)

Hotel, Lamson's, the Bostwick & Braun Bldg., the main building of the University of Toledo, all in Toledo, and many industrial buildings. The new student union building at Ohio State University is the work of the firm, which has done many other buildings throughout the country.

Mr. Bellman had served as president of the Toledo Chapter of the American Institute of Architects and was second

president of the Ohio organization of architects, founded in 1918.

**JOHN ROCKART DIES AT 79;  
CASS GILBERT ASSOCIATE**

John R. Rockart, 79, who was long an associate of the late Cass Gilbert, died October 13 at Bronxville, N. Y.

A native of St. Paul, Minn., Mr. Rockart entered the office of Gilbert &

Taylor, architects, in St. Paul, after attending secondary schools there.

Just before the turn of the century, he left St. Paul for work and study at the Ecole Des Beaux Arts in Paris. After two years he returned to St. Paul at Mr. Gilbert's request and took charge of the completion and furnishing of the Minnesota State Capitol. At the same time he was engaged also in the initial planning of the St. Louis Louisiana Purchase Exposition and the construction of the Fine Arts Building and Festival Hall in St. Louis.


In the next 30 years, Mr. Rockart worked with Mr. Gilbert on the planning and construction of such buildings as the Woolworth Building in New York, the Detroit and St. Louis Public Libraries, the Army Supply Base in Brooklyn, the West Virginia State Capitol at Charleston, the New York Life Insurance Building, the Chamber of Commerce Building in Washington, and important commercial buildings in the New York area.

When Mr. Gilbert died in 1935, Mr. Rockart took over completion of the new United States Supreme Court Building in Washington.

For the next six years he operated his own office as a consulting architect, then went into semi-retirement till 1949, when he joined the firm of Harold P. Zoller & Co., consulting architects, New York City, as an architect, the post he held at his death.

After Mr. Gilbert's death, Mr. Rockart worked also in the city planning field and was chairman of the City Planning Commission of Mount Vernon.


Mr. Rockart was a member of the American Institute of Architects, the Architectural League of New York, the Municipal Art Society of New York and the American Federation of Arts in Washington.




Dual Channel School Console, serves up to 40 speaker areas.

**Questions about  
SOUND SYSTEMS?**

**Let the RCA Distributor help you**  
(no obligation, of course)



SDC Dual Channel Console. Serves from 10 to 60 speaker areas. May be equipped with AM-FM radio, 3-speed record player.



Custom Deluxe Dual Channel Console serves up to 120 speaker areas.

NOW YOU CAN BE SURE that the sound system you lay out *will always reflect credit on your good professional reputation.* Because you can get *expert* advice . . . *reliable* advice . . . direct from your RCA Sound Distributor. He's trained to know the answers . . . experienced in sound systems for schools, hospitals, hotels, industrial plants, stores, airports, depots, auditoriums, stadiums, recreational centers, churches.

Naturally there is *no obligation* for this service. It's yours for the asking, virtually anywhere in the U.S.A. It's just one more helpful service made available by RCA . . . world leader in sound systems.

So whenever you need reliable advice on any sound-system problem, don't hesitate to call your nearest RCA Sound Distributor. Or, if you prefer, just clip and mail the handy coupon below.

Sound Products, Dept. 13X  
Radio Corporation of America, Camden, N. J.

Without obligation on my part please have an RCA Distributor Sound Specialist call on me.

Name \_\_\_\_\_

Firm \_\_\_\_\_

Address \_\_\_\_\_




**SOUND PRODUCTS**  
**RADIO CORPORATION of AMERICA**  
ENGINEERING PRODUCTS DEPARTMENT, CAMDEN, N. J.

In Canada: RCA VICTOR Company Limited, Montreal

**ADDENDA**

• Model photographs in the article "The Henry and Edsel Ford Auditorium, Civic Center, Detroit, Michigan" on pages 113-120 of the November issue of ARCHITECTURAL RECORD were by Robert Shirk.

• Drawings by Alan Dunn were used to illustrate Lewis Mumford's article, "Function and Expression in Architecture," on pages 106-112 of the November issue of ARCHITECTURAL RECORD.



In your Sweet's File  
see section **13i** on  
**Bru** on  
Bruce Hardwood Floors

**Architects! Engineers!**  
**Draftsmen! Builders!**

**DO YOU HAVE A PROBLEM IN**  
planning a 3½ room apartment unit?  
surfacing a wall?  
school class-room storage facilities?  
store-window planning?

Then you need the big new edition of

## TIME-SAVER STANDARDS

For it is the one book, the only book, that gives you in exhaustive detail the answers to your every day planning problems.

Through charts, graphs, line sketches and accompanying text, invaluable reference data has been assembled . . . the kind of practical information that will save you hours, days, and in some cases even weeks of research and experiment.

It's a tremendous book (888 pages) containing essential, basic data on architectural design, materials technology, engineering data and building practice.

TIME-SAVER STANDARDS will do for you just what the title implies . . . save you time. Valuable time. Simply fill out the form below.

Book Department, ARCHITECTURAL RECORD  
119 West 40th Street, New York 18, New York

Enter my order for . . . . . copy(s) of the new 888 page edition of TIME-SAVER STANDARDS at \$12.50 per copy.


(for N.Y.C. delivery, add 38 cents tax — \$12.88 in all)

Name.....

Address.....

City.....Zone.....State.....

**SAVE MAILING COSTS** Send payment of \$12.50 (add 3% in N.Y.C.) and book will be mailed postpaid




Always  
Specify  
**HAWS**  
for Highest Quality

A complete line of fountains, electric water coolers, faucets, filters and accessories. • Individual or multiple installations. • A reputation for reliability since 1909. • Check in Sweet's or write for complete HAWS catalog.

### HAWS DRINKING FAUCET CO.

1441 FOURTH STREET (Since 1909) BERKELEY 10, CALIFORNIA  
Agents and Sales Representatives in All Principal Cities



## BURT FREE-FLOW FAN VENTILATOR A DUAL-PURPOSE UNIT WITH OUTSTANDING CAPACITY

With power off, the Burt Free-Flow Fan Ventilator, operating as a gravity unit, usually supplies all normal exhaust needs. But when production operations create high temperatures or excessive dust, fumes, etc., its high velocity fan quickly (about six times faster) exhausts the extra heat and impurities. Positive ventilation is assured *always*. For more complete details see Sweet's or write for Bulletin SPV-10A.


FAN & GRAVITY VENTILATORS • LOUVERS • SHEET METAL SPECIALTIES

The **Burt** Manufacturing Company

48 E. South Street • Akron 11, Ohio

**fuel  
savings . . .**

**BEGIN  
WITH A**



**SOUND  
HEATING  
PLAN**

If you have a building to be heated with steam, you can heat it *better* (reduction of overheating and underheating) and at lower cost with a "Controlled-by-the-Weather" Webster Moderator System.

An office building cut steam costs \$5,671 in three years . . . A new hospital used 18% less steam than the conservative engineering estimate . . . buildings cut heating costs \$9,500. An apartment building saved \$567 in the first year.

The Webster Moderator System is tailor-made for the building in which it is installed. Each section receives the desired amount of heat.

If you are planning the heating of a new building or bringing the heating of an existing building up-to-date, let us show you how the Webster Moderator System fits in. A Webster Representative will give you full details. Address Dept. AR-12

**WARREN WEBSTER & CO.**  
Camden 5, N.J. Representatives in Principal Cities  
In Canada, Darling Brothers, Limited, Montreal

**FOR SOUND STEAM HEATING**

**PLAN FOR A**

**WEBSTER  
MODERATOR**  
SYSTEM  
OF STEAM HEATING

"Controlled by the weather"

**THE RECORD REPORTS**

**CANADA**

*(Continued from page 18)*

of costs prevailing nearly two years ago. Also, no system has been set up to channel a steady flow of essential materials to builders."

Resources Minister Winters said efforts will be made to counteract any inflationary trend resulting from the easing of curbs. "Both in respect to dwellings for defense workers and others," he says, "new financing terms will carry as a condition an agreed maximum sale price, and houses sold at a figure above such maximum sale price will not qualify for the additional financing now being introduced by the government."

F. A. Mager, president of the National House Builders Association, has promised the cooperation of members of his organization in holding the line on prices.

Figures on housebuilding during August, latest month on which statistics are available, show a drop in both starts and completions compared with August of 1950.

Some 20 per cent fewer houses were started (7461 compared with 9306 in August 1950) and 18 per cent fewer completed (7183 against 8717 in August 1950). The decline in starts followed the pattern established in the three preceding months, when there were drops of 40 per cent in July, 21 per cent in June, and 14 per cent in May compared with

*(Continued on page 276)*



A. S. Mathers, of Mathers & Haldenby, Architects, Toronto, took part in impressive ceremonies held recently to open Bank of Nova Scotia Toronto building

*Superb*  
**CASTELL**  
*Prints*  
**NO LONGER A LUXURY**

Famous CASTELL Drawing Pencil with Imported Lead now available to you at practically no extra cost



"Industry demands legible prints—and the making of legible prints begins on the drawing board," states Mr. E. S. Fairley, of the well-known B. K. Elliott Company, Pittsburgh, Cleveland, Detroit.


We agree with him 100%. Imported CASTELL Lead always has produced more sharp copies per original drawing than any other pencil on the market. New price ranges now bring CASTELL with imported lead within reach of craftsmen who heretofore used ordinary drawing pencils. You, too, may now enjoy the use of the world's finest drawing pencil at no extra cost. See your Dealer today.

CASTELL  
DRAWING  
PENCIL  
9000

CASTELL  
LOCKTITE  
REFILL  
HOLDER  
9400

**AW FABER-CASTELL**  
PENCIL COMPANY INC. NEWARK 4 N.J.






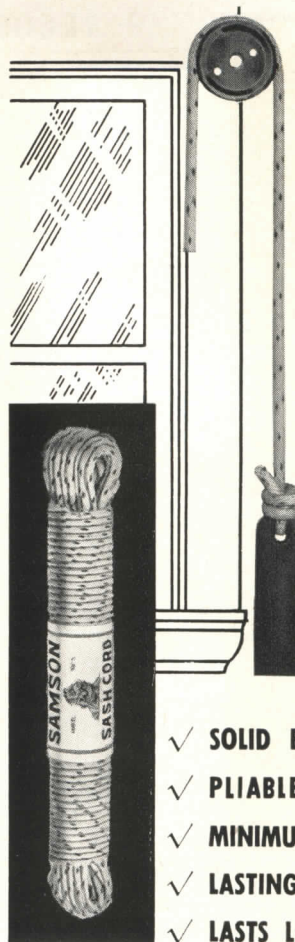
**you can see that**

*Trinity White*

**is the whitest white cement!**

You'll get fine results with this extra white cement. It's true Portland Cement made to ASTM and Federal Specifications. If your dealer does not have it, write the office nearest you: Trinity Portland Cement Division, General Portland Cement Co., 111 West Monroe St., Chicago; Republic Bank Bldg., Dallas; 816 W. 5th St., Los Angeles.

as white  as snow



## Here's why the choice is **SPOT SASH® CORD**

For new installations or replacements . . . for noiseless operation and long wearing service . . . satisfy your clients with economical Spot Sash Cord. Easily identified by the multi-colored spots, our registered trade mark, your guarantee of quality.

Send for sample card with table showing right sizes for different weights.

**Samson**  
CORDAGE WORKS  
BOSTON 10, MASS.

- ✓ SOLID BRAIDED FOR EXTRA STRENGTH
- ✓ PLIABLE
- ✓ MINIMUM STRETCH
- ✓ LASTING BALANCE ASSURED
- ✓ LASTS LONGER

*For Aluminum,  
Steel or Wood Windows*

**SPECIFY**

**TREMGLAZE**

MASTIC GLAZING COMPOUND  
**IN COLORS**

**NEEDS NO PAINTING**

**DEPENDABILITY PROVEN ON ACTUAL JOBS FOR OVER 10 YEARS**

On aluminum windows, Tremglaze meets Aluminum Window Manufacturers Assn. standards. Completed steel window installations cost no more with Tremglaze than with putty. Save on the paint contract—specify "Paint first—then Tremglaze". Put paint on the window where it belongs.

CALL LOCAL TREMCO MAN—OR WRITE

NC 102a

**THE TREMCO MANUFACTURING CO.**  
CLEVELAND • TORONTO

Products and Methods for Building Construction and Maintenance

when your plans include

**laboratory facilities**



—you can get a lot of bedrock assistance from any *Professional* manufacturer of laboratory equipment. Follow these 3 simple rules for designing efficiency and better value for your clients—(1) Get *Professional* assistance at the planning stage (2) Prepare separate laboratory specifications (3) Secure direct bids from *Professional* laboratory manufacturers.

*Is this useful booklet in your files?*

It contains a wealth of practical, authoritative information on laboratory planning. If you do not have a copy, we'll send you one today.

Laboratory Equipment Section • Scientific Apparatus Makers Association  
20 North Wacker Drive • Chicago 6, Illinois  
Composed exclusively of —

*Professional manufacturers of laboratory equipment*

**YOU SPECIFY  
THE TYPE OF  
FLOOR**



**HILLYARD  
WILL FURNISH THE  
TREATMENT**



\*Culver City Theatre, Culver City, Calif.

For terrazzo floor pictured, Hillyard Terrazzine was applied during construction to provide long curing period. After final stoning floor was cleaned with Super Shine-All, Hillyard neutral cleaner; then Onex Seal applied for high-gloss, anti-slip finish. No matter what type of job you have on your drawing boards, specialized Hillyard Products will fit in with your plans.

**ASK FOR  
"ON JOB" ADVICE**

Hillyard Maintainers are trained floor experts . . . know lots of short cuts . . . can help you save clients many dollars. Consult the Hillyard Maintainer in your vicinity. His advice is free.

**WRITE FOR  
FREE Specification File**

Gives proper Hillyard treatment for wood, cement, tile, linoleum, terrazzo, other type floors.

Free to architects, building managers and owners on request.



O-12



**ST. JOSEPH, MISSOURI**  
BRANCHES IN PRINCIPAL CITIES

**THE RECORD REPORTS**

**CANADA**

(Continued from page 274)

last year. During the first eight months of 1951, total starts on new houses dropped about 16 per cent. Completions were two per cent lower.

**Building Research Division  
Names Staff Climatologist**

N. K. Thomas has recently joined the staff of the Division of Building Research, National Research Council, as a full-time climatologist.

Mr. Thomas, a graduate of the University of Western Ontario in mathematics and physics, took his master's degree in meteorology at the University of Toronto. Before coming to the Division of Building Research, he was with the Meteorological Service for 10 years and during the war years acted as forecaster at RCAF training stations.

One of Mr. Thomas' first jobs for the Division is to prepare a special section on the climate of Canada for the revised National Building Code.

A major project of the Division has been the erection of a series of small test huts at Saskatoon and Ottawa to try out new building materials and methods. One hut at each place is identical.

**\$2¼ Billion Total Forecast  
For Construction This Year**


Speaking at the Niagara Falls, Ont., luncheon which closed the annual convention of the New York State Association of Architects, President Earle L. Sheppard of the Ontario Association of Architects predicted a 50 per cent increase in the value of Canadian building this year. This would entail a contract award total of \$2¼ billion; total last year was \$1½ billion.

From the award totals for September recently released by MacLean Building Reports Ltd., it looks as though Mr. Sheppard's prediction stands a good chance of coming true. Total for the first nine months of the year is \$1¾ billion.


Phenomenal demands are being made on the construction industry in the service of great projects related to natural resources development. Engineering contracts awarded in September were 220

(Continued on page 278)

**FLUORESCENT  
FIXTURE PERFORMANCE  
DEPENDS ON  
BALLAST QUALITY**



**SOLA Sequenstart  
FLUORESCENT BALLASTS  
last longer**



Cool operation is vital to long ballast life. Excessive heat deteriorates impregnating varnish, enamel wire insulation, compound, and invariably causes premature capacitor failure. SOLA Sequenstart\* Fluorescent Ballasts last longer because of circuit design and capacitor ventilation.

**• COOLER CORE AND COIL**

Primary coil heat rise is significantly lower because the Sequenstart\* Circuit greatly reduces the amount of metal required. This minimizes copper and iron losses, and consequently results in lower ambient temperatures. (Core and coils occupy the left section of the cut-a-way)

**• VENTILATED CAPACITOR**

Capacitor life is inversely proportional to operating temperature capacitor failure is the single greatest cause of ballast malfunction. The patented SOLA ventilated capacitor compartment insulates the capacitor from coil heat by two walls and a buffer of air. (Illustrated by the right section of the cut-a-way)

The important property of longer ballast life is but one of many advantages you'll receive when you specify and install SOLA Sequenstart\* Fluorescent Ballasts.

Write to us if you wish to be on our Fluorescent Lighting Technical Mailing List.

**SOLA**  
*Sequenstart*  
TRADE MARK

**FLUORESCENT BALLASTS**

**SOLA ELECTRIC CO.**  
4633 W. 16th St., Chicago 50, Ill.

# NATCOR

## ALUMILITED EXTRUDED ALUMINUM STORE FRONT CONSTRUCTION

Meets the demand for new and advanced architectural trends—permits unlimited creative applications.


FOR YOUR NEXT PROJECT  
Specify NATCOR ENTRANCES  
NARROW STILE DOORS AND JAMBS

PRECISION, FACTORY BUILT UNITS  
TO GIVE EFFICIENT OPERATION

Details Promptly Furnished on Request  
See Our Catalog in Sweets


# Natcor STORE FRONTS

TAUNTON, MASSACHUSETTS, U.S.A.



*Throughout the*  
**AIR CONDITIONING**  
*Industry—*

**AEROFIN** FIN-TYPE  
HEAT-TRANSFER UNITS  
do the job Better,  
Faster, Cheaper



**AEROFIN CORPORATION**  
410 South Geddes St., Syracuse 1, N. Y.

# Durisol

## Durisol Roof Planks

*in U. S. Post Office Garage  
Brooklyn, New York*

Like hundreds of factories, banks, hospitals, schools and other modern buildings, the above new garage is equipped with 90,000 sq. ft. of Durisol Roof Planks.

Durisol was recommended by Harry B. Lindberg, Architect, and Colmar Construction Co., General Contractors, because it gives—

- Fire Protection
- Thermal Insulation
- Sound Control
- Condensation Control
- Structural Strength
- Rapid Installation

Other outstanding advantages and comparative cost data described in our catalog. Write for a copy.

**Durisol, INC.**

420 LEXINGTON AVENUE,  
NEW YORK 17, N. Y.

# HYDROMENT

FOR BETTER CONCRETE FLOORS

## SPECIFY HYDROMENT

For heavy duty floors. For permanent color and lasting beauty. Wherever a hard, dense long-wearing course is needed for durability under severe conditions.

## SPECIFY HYDROMENT

For industrial plants, dairies, laundries, garages, service stations, swimming pools.


Hydroment is a dry, cementitious material of compressive strength, exceeding 10,000 p.s.i.

Hydroment is used as a dust coat, floated and troweled into the topping. Millions of square feet installed annually.


See Sweet's 1951 Architectural file 9/Up or write

**THE UPSCO CO.**  
CLEVELAND 3, OHIO  
Manufacturers Since 1881

**No home  
is modern**




**... unless it's cool  
in hot weather!**



**Hunter Package Fan gives cool  
comfort on hottest nights**

■ Throughout the nation, home owners are finding that no modern convenience gives them as much comfort as a Hunter Attic Fan. It drives out stale, humid air and fills every room in the home with cool, invigorating breezes.

Installation of Hunter's new, compact Package Attic Fan is simple and inexpensive. Fan, motor, suction box and shutter furnished complete—requiring only a ceiling opening and less than 18" clearance in attic. Four models, ranging from 4750 CFM to 9700 CFM, to fit any home size and climate. Quiet, powerful, dependable. Manufactured by Hunter, exclusive fan makers for over 64 years.



Write for complete installation manual, "How to Cool for Comfort." Hunter Fan and Ventilating Co. 396 S. Front St., Memphis, Tenn.

**Hunter**  
**PACKAGE ATTIC FANS**  
See Our Display at NABH Show

## THE RECORD REPORTS

### CANADA

(Continued from page 276)

per cent ahead of the same month last year, while industrial awards led September 1950 by 360 per cent. For the nine-month period, engineering is now 310 per cent ahead, followed by industrial with a 260 per cent gain.

Adding the totals for all categories, September awards reached \$185,294,500, shading those made the same month a year ago by \$56,160,000, or 43 per cent. Only sour note in the boom picture was in the residential category, which at \$29,979,000 was 47 per cent below September a year ago.

The increasing number of big projects is illustrated by the fact that million-dollar-and-up projects accounted for more than half the month's awards. Part of this is explained by the effect of government policy, since it has been the small job sector, residential and commercial work, which has been restricted. The rest of the answer is found in oil, aluminum, base metals, pulp and chemicals being developed by mass-production enterprises.

September engineering and industrial awards carried Ontario to an over-all total of \$101,372,800, a gain of \$54,985,400 over last year. The increase in Quebec was more modest, \$5,945,400, on a total for the month of \$43,222,500. Comparative figures of the totals for the Maritimes and Western regions are: Maritimes, \$7,243,800, down \$3100; the West, \$33,455,400, down \$4.8 million.




Photo: John Palmer

John B. Parkin, head of John B. Parkin Associates, Architects, has been addressing Builders' Exchanges throughout Ontario on need for improving craftsmanship

# Schools for the Very Young

by HEINRICH H. WAECHTER, A.I.A.  
and ELISABETH WAECHTER



**T**HOUGH many volumes have been written about school design, "Schools for the Very Young," a brand new book just off the press, is — so far as we know — the first in which an architect and a child educator have collaborated to provide an up-to-date treatise on the requirements of the particular type of school demanded for the proper training of the very young child.

Beginning with a brief yet adequate historical and philosophical background, in which the development of the theory and practice of child education is discussed, the book goes on to describe the pre-school in action, noting the events of the school day and the corresponding environmental needs of the children and their teachers. Examples of existing pre-schools are presented with critical comment. Detailed information is given concerning the space apportionments and arrangements called for by the activities peculiar to such institutions. Since one of the authors is especially concerned with city planning, the relation of the pre-school to its neighborhood and community is analyzed, and the many different types of pre-schools that have developed to meet special conditions are enumerated and explained.

The outdoor space and its proper equipment are thoroughly covered from the standpoint of a capable architect who has given much thought to the problem. Technological problems of construction, lighting, ventilation, mechanical equipment, etc., are scrutinized in the light of the most recent practice. A wealth of illustrations add both interest and information, and a selective bibliography will aid further study.

You can be among the first to have a copy of this new book by placing your order now. 208 pages, 7 $\frac{3}{8}$  x 10, stiff binding. Price \$6.50.

Book Department, *Architectural Record*  
119 West 40th Street, New York 18, N. Y.

Enclosed is \$..... for..... copy(s) of  
"Schools for the Very Young" by Heinrich H.  
and Elisabeth Waechter at \$6.50 per copy.  
(Add 20¢ for N.Y.C. delivery — \$6.70.)

Name.....

Address.....

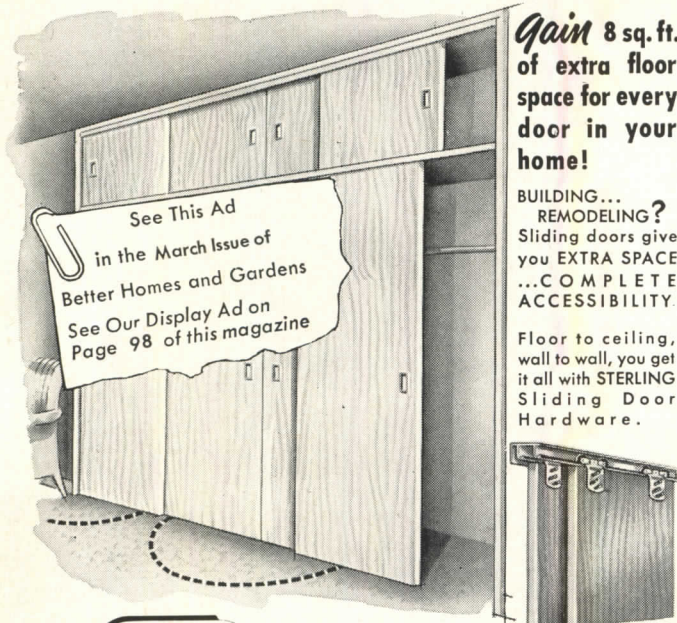
City.....

Zone State



# SLIDING DOOR HARDWARE

## Makes every bit of closet space accessible



**Gain 8 sq. ft. of extra floor space for every door in your home!**

**BUILDING... REMODELING?**  
Sliding doors give you **EXTRA SPACE** ...**COMPLETE ACCESSIBILITY.**


Floor to ceiling, wall to wall, you get it all with **STERLING Sliding Door Hardware.**

No track on the floor.



STERLING HARDWARE MFG. CO., CHICAGO 18, ILLINOIS

## 2 BURNHAM PRODUCTS THAT PROVIDE LOWER-COST, SPACE-SAVING, RADIANT HEATING SYSTEMS!




**BURNHAM'S BASE-RAY\***  
Radiant Baseboards

Lifetime cast-iron baseboard units. Provide radiant heat at ankle height. Fins are part of casting - cannot come loose. No "false front" or grilles to become dented. Easy to install, accessible, leave floor space entirely free. Specify them!

### THE PACEMAKER OIL-FIRED BOILER

Lowest priced cast-iron oil-fired quality boiler on the market. Complies with ASME code. Economical in cost because it's shipped assembled - simple to install. Specify it! Team it with BASE-RAY for lowest cost, mid-century radiant heating installations.

Why specify ordinary heating? Get all the details of this famous team and other Burnham products. Write for Catalog 81 TODAY.



# Burnham Corporation

"PIONEERS OF RADIANT BASEBOARD HEATING"

IRVINGTON, N. Y.

\*Reg. U. S. Pat. Off.

## EMPLOYMENT OPPORTUNITIES AVAILABLE

Advertising Rates on request

### POSITIONS OPEN

**WANTED** — Senior and junior architectural draftsmen, experienced in detail working drawings for position with Mid-South firm doing institutional, commercial, and industrial work. Salary open. Give complete information in first letter. Box 547, *Architectural Record*, 119 W. 40th St., New York 18.

**ASSISTANT ARCHITECTURAL ENGINEER** — 2 to 5 years' experience preparing architectural plans and specifications various types industrial buildings. Permanent opportunity. Excellent retirement plan, free insurance. Write details to Personnel Division, H. J. Heinz Company, P.O. Box 57, Pittsburgh 30, Pa.

### POSITIONS SOUGHT

**ARCHITECT** — interested in partnership or associateship with progressive firm that can use his varied experience, drive and cooperative ability. 25 years' private practice in residential, industrial, housing, contracting. Competent in all phases including administration, contracts, specifications, supervision, drafting room direction. Registered. Box 548, *Architectural Record*, 119 W. 40th St., New York 18.

**ARCHITECT** — now executive designer in prominent New York firm, seeks association or responsible position in smaller office. All around man, capable, personable, good background, well versed in best design and construction, experienced in client relations and project coordination. Minimum compensation in five figures. Write Box 549, *Architectural Record*, 119 W. 40th St., New York 18.



Extrud-A-Line Special Sliding Doors Were Used for this Long Island Restaurant

## ALUMILINE

EXTRUDED ALUMILITED ALUMINUM PRODUCTS

Specified by Leading Architects for:

HOSPITALS • SCHOOLS • RELIGIOUS BUILDINGS • BANKS  
STORE FRONTS • OFFICE BUILDINGS • INDUSTRIAL PLANTS

- Extruded Aluminum Store Front Construction
- Extruded Aluminum Factory Assembled Entrance Frames
- Narrow and Wide Stile Extruded Aluminum Doors
- Custom Built Extruded Aluminum Windows
- Alumilited Aluminum Flat Sheets

Send for new 1951 Catalogue, "Construction Details and Selector Guide—Alumiline Store Fronts."

**THE ALUMILINE CORPORATION**  
1540 COVERT STREET BROOKLYN 27, N. Y.



# CREATED OF TIME AND PLACE

This building is a true expression of its southern location and of this electrical age. The ledges are sunshades, not ornamentation; the floors are electrical working areas, not merely platforms. Even the method of construction is modern.


The steel subfloor—Q-Floor—can be used during construction to replace much material that is needed only temporarily in old-fashioned construction. The Q-Floor can be laid at the rate of 32 sq. ft. in 30 seconds, welded to the frame and goes up as fast as the frame. Therefore, it is used as a permanent working platform by all sub-contractors. More men can be on the job at one time than with older methods of construction. Materials can be stored close to where they will be used, saving storage space and extra handlings.

Contractors taking full advantage of the time saved by modern Q-Floor methods cut 15 to 20% from total building time. This cuts cost and the earlier completion date brings in revenue quicker.

Cells of the Q-Floor are used as raceways for every type of electrical system. Outlets and partitions need not be located until after tenants move in, because an outlet can be established on any six-inch area of the exposed floor in a matter of minutes. This saves a great deal of drafting-room time. It also saves tenants the usual great expense of initial electrical alterations.

Both owner and architect have the satisfaction of knowing that the Q-Floor protects the building from ever becoming electrically obsolete and the advantage of quick electrical change assures the building's preference in the rental market.

Write for a free Q-FLOOR CATALOG giving technical details, fireproofing and other data, and for the folder showing recent Q-Floor buildings, listing their architects.



HERMON  
LLOYD



Melrose Building, Houston, Texas  
Lloyd & Morgan—Architects  
Walter P. Moore—Structural Engineer  
Herman Blum—Mechanical Engineer  
Tellepsen Construction Co.  
—General Contractor

W. B.  
MORGAN



## H. H. ROBERTSON CO.

2404 Farmers Bank Building  
Pittsburgh 22, Pennsylvania



Offices in ALL Principal Cities  
in the U. S. A. and Canada

World-Wide Building Service

(The Index to Advertising is now on page 6)

# ARCHITECTURAL RECORD

Published by F. W. Dodge Corporation

119 West 40th Street, New York 18

Copyright 1951. All rights reserved

SEMI-ANNUAL INDEX • VOLUME 109 • JULY-DECEMBER 1951

BTS—Building Types Study • AE—Architectural Engineering section • TSS—Time-Saver Standards

## A

Abrams, Ned H., archt. See J. H. Gaylord.  
Alexander & Rothschild, archts. Peachtree-  
Seventh Building, Atlanta, Ga. — Dec.,  
pp. 124-127.  
Allan, James E., engr. Lilly Ackerland  
Fleishmann Memorial Aquarium, Cleve-  
land, Ohio. Carl A. Strauss, archt. —  
Oct., pp. 138-140.  
APARTMENTS. Building Types Study No.  
181 — Dec., pp. 135-156.  
Apartments. Angamos Apartments, Lima,  
Peru — Dec., p. 147; Army Twin Towers  
Apartments, Chicago, Ill. — Dec., p. 142;  
Castlemont Gardens, Oakland, Calif. —  
Dec., pp. 151-153; Cooperative Residences,  
Inc., Chicago, Ill. — Dec., p. 146; Cornell  
Arms, Columbia, S. C. — Dec., p. 140;  
Five-Family Apartment House, Jackson,  
Miss. — Dec., pp. 154-155; Franklin  
Apartments, Inc., St. Albans, Vt. — Dec.,  
p. 156; Lee Apartments, Salem, Ore. —  
Dec., p. 141; River Ledge Apartments,  
Hastings-on-Hudson, N. Y. — Dec., pp.  
143-144; South Virgil Avenue, Los Angeles,  
Calif. — Dec., p. 148; 100 East Erie,  
Chicago, Ill. — Dec., p. 145.  
Appert, Mr. and Mrs. Kurt E., House,  
Atherton, Calif. Joseph Allen Stein, archt.  
— "Six East and West Coast Houses," a  
presentation by John Hancock Callender  
— Nov., pp. 124-128.  
Aquarium, Lilly Ackerland Fleishmann  
Memorial, Zoological Gardens, Cincinnati,  
Ohio. Carl A. Strauss, archt. James E.  
Allan, engr. — Oct., pp. 138-140.  
"Architecture, Function and Expression  
In." An article by Lewis Mumford —  
Nov., pp. 106-112.  
Asbestos Dryer Felt Plant. Asten-Hill Mfg.  
Co., Philadelphia — Nov., pp. 121-123.  
"ASHVE Opens Environment Laboratory"  
— AE — Dec., p. 166.  
A.S.P.C.A. New York Headquarters. Walker  
& Poor, archts. — Oct., pp. 140-143.  
Asten-Hill Mfg. Co., Philadelphia. The  
Ballinger Co., archts. and engr. — Nov.,  
pp. 121-123.  
Auditorium. Henry & Edsel Ford Audi-  
torium, Civic Center, Detroit, Mich. —  
Nov., pp. 113-120.

## B

Bakery Assembly Line. See: Building for  
Taystee Baking Co., Beaumont, Tex.,  
Stone & Pitts, archts. & engr. — BTS —  
July, pp. 140-141.  
Ballinger Co., The, archts and engr. Asten-  
Hill Mfg. Co., Philadelphia — Nov., pp.  
121-123; Yale & Towne Mfg. Co., Phila-  
delphia — BTS — July, pp. 134-139.  
Barthelme, Donald & Associates, archts.  
Sweeny High School, Sweeny Independent  
School District, Texas — BTS — Nov.,  
pp. 168-170.  
Bauer, Edwin L., archt. Keelikolani office  
bldg., Honolulu, T. H. R. E. Windisch,  
Wimberly and Cook, assoc. archts. —  
Oct., pp. 121-129.  
Belluschi, Pietro, archt. Mr. and Mrs. Robert  
Wilson House, Warm Springs, Ore. — July,  
pp. 100-109.  
Beuttler, John F., archt. See Clark, Hervey  
Parke, archt.  
Bisonti Lodge. Resort Motel, Palm Springs,  
Calif. Harry J. Williams & Assoc.; E.  
Stewart Williams — H. Roger Williams,  
archts. — July, pp. 124-126.  
Borowski, Anthony J. Article, "The Urban  
Public Health Center" — BTS — Oct.,  
p. 192.  
"Britain's World-Wide Building Research  
Congress, A Summary of." Report by E.  
Parsons, National Bureau of Standards —  
AE — Dec., pp. 160-161.  
"Building Research Congress, A Summary  
of Britain's World-Wide." A report by E.  
Parsons, National Bureau of Standards —  
AE — Dec., pp. 160-161.  
Burchard, John Ely. Article, "Humanity —  
Our Client" — July, pp. 87-99.  
Burkhardt, H. J., Optometrist Shop, New  
York City, S. J. Glaberson, archt. —  
Aug., p. 121.

## C

"California Architects Study School Costs."  
— AE — July, pp. 160-161.  
Callender, John Hancock, archt. "Six East  
and West Coast Houses," a presentation  
— Nov. — Appert House, Atherton, Calif.,  
pp. 124-128; Prokosch House, Old Green-

wich, Conn., pp. 129-131; Martin House,  
Aptos, Calif., pp. 132-134; Hirshberg  
House, Bethesda, Md., pp. 135-137; Hal-  
prin House, Crompond, N. Y., pp. 138-  
139; Fisher House, Raymond, Wash., pp.  
141-143.  
Calvo, Santiago Agurto, archt. Angamos  
Apartments, Lima, Peru — Dec., p. 147.  
Canizaro, James T., archt. Five-Family  
Apartment House, Jackson, Miss. — Dec.,  
pp. 154-155.  
Carmichael, Dan A., and Sims, Cornelius and  
Schooley, assoc. archts. Large Health and  
Safety Center, Columbus, Ohio — BTS —  
Oct., pp. 193-194.  
Chicago and Northwestern System. Main-  
tenance Shop for Diesel Locomotives, Chi-  
cago. De Leuw, Cather & Co., engr. A.  
N. Rebori, conslt. archt. — BTS — July,  
pp. 148-150.  
Choy, Eugene Kinn, archt. Own house, Los  
Angeles — Oct., pp. 144-147.  
Civic Centers. Henry & Edsel Ford Audi-  
torium, Detroit, Mich. — Nov., pp. 113-  
120.  
Clark, Hervey Parke & John F. Beuttler,  
archts. Mr. and Mrs. Charles O. Martin  
House, Aptos, Calif. — "Six East and  
West Coast Houses," a presentation by  
John Hancock Callender — Nov., pp.  
132-134.  
Codes. See article, "National Plumbing Code  
Issued" — AE — July, p. 162.  
College buildings. Clemson House and Clem-  
son Homes, Clemson, S. C. — Aug., pp.  
106-113.  
Commercial bldg. Bramlette Bldg., Longview,  
Tex. — Oct., pp. 168-170.  
"Concrete, New Developments in Pre-  
stressed" — AE — Dec., p. 165.  
"Concrete Slabs, Stress Analysis Method  
for." Article — AE — Nov., pp. 180-182.  
Convent of Mount St. Mary, Wrentham,  
Mass. Charles A. Maguire & Associates,  
engr. Milton E. Nelson, archtr. assoc. —  
BTS — Aug., pp. 127-131.  
"Cooling of Tropical Houses, Studies on."  
Article by W. R. Woolrich, Univ. of Texas  
— AE — Dec., pp. 162-164.  
"Cost of Multi-Story Building Can Be Cut."  
Article by Bruno Funaro, archt. — Dec.,  
pp. 136-139.

Costs. See article, "School Costs Appraised by Quality Values" — AE — Aug., pp. 156-158.

Crane, Kiehler & Kellogg, archts., and O'Dell, Hewlett & Luckenbach, archts. Henry & Edsel Ford Auditorium, Civic Center, Detroit, Mich. — Nov., pp. 113-120.

Criley, Theodore, Jr., archt. Review of *Mystery and Realities of the Site*, by Richard Neutra — Books — Oct., p. 42.

Cronin, John W. Article, "Housing for Public Health Activities" — BTS — Oct., pp. 191-192.

Culver City Schools, Culver City Unified School District, Calif. Daniel, Mann, Johnson & Mendenhall, archts. — BTS — Nov.: Farragut Elementary School, pp. 171-173; Junior and Senior High Schools, pp. 174-177.

## D

Daniel, Mann, Johnson & Mendenhall, archts. Culver City Schools, Culver City Unified School District, Calif. — BTS — Nov.: Farragut Elementary School, pp. 171-173; Junior and Senior High Schools, pp. 174-177.

De Leuw, Cather & Co., engrs. Maintenance Shop for Diesel Locomotives, Chicago. A. N. Rebori, constl. archt. — BTS — July, pp. 148-150.

Deno, Mr. and Mrs. Norman C., House, Highland Park, Ill. L. Morgan Yost, archt. — July, pp. 110-112.

"Design for Tomorrow." An editorial — Nov., p. 105.

Diboll-Kessels, assoc. archts. and engrs. See Farrant, Laurence G.

Diesel Locomotive Maintenance Shop. See Chicago & Northwestern System Maintenance Shop for Diesel Locomotives — BTS July, pp. 148-150.

Dietrick, William Henley, archt. Wake County Office Bldg., Raleigh, N. C. — BTS — Sept., pp. 149-151.

Dillon, John D., constl. engrs. "Test Room for Panel Cooling — Heating by Air" — AE — Oct., p. 212.

Dinwiddie, John Elkin, archt. James Dinwiddie House, Lafayette, Calif. — Sept., pp. 135-137.

Dinwiddie, James, House. See Dinwiddie, John Elkin, above.

"Drainage, Flat-Roof, Conserves Pipe." Article by Bradford G. Storey and Joseph Wells — AE — Oct., pp. 210-211.

Drainage. See "Preparing the Land for Building, Part 2: Underdrainage." Article by J. L. Staunton — AE — July, pp. 154-159.

Duncan, Malcolm G., archt. Tourinns, Inc. Motel. Allentown, Pa. — July, pp. 119-123.

## E

Edmunds, James R., Jr., The Office of, archts., Tuberculosis Unit, Mount Pleasant Sanatorium, Jewish Medical Center, Baltimore, Md. — BTS — Oct., pp. 184-185.

Electronic Engineering Associates Ltd., San Carlos, Calif. Francis Joseph McCarthy, archt. — Sept., pp. 125-129.

Elementary schools. See Schools.

Elston, Thomas S., Jr., archt. Carmel Hill Theater, Monte Vista Village, Monterey, Calif. — Oct., pp. 163-165.

Epstein, A. & Sons, archts. & engrs. Army Twin Towers Apartments, Chicago, Ill. — Dec., p. 142.

## F

Factory for Clark Equipment Co., Jackson, Mich. Albert Kahn, Assoc., archts. & engrs. — Dec., pp. 128-131.

Farragut Elementary School. See Culver City Schools, Culver City Unified School District, Calif. — BTS — Nov., pp. 171-173.

Farrant, Laurence G., constl. engr. Parking Garage: Series of Unit Bldgs. — AE — Sept., pp. 168-171.

Ficke, Stanhope Blunt, archt. Mrs. Benjamin Halprin House, Crompond, N. Y. — "Six East and West Coast Houses," a presentation by John Hancock Callender — Nov., pp. 138-139.

Fine Arts Building. See: Maryville College.

Fisher, David M., House, Raymond, Wash. Paul Thiry, archt. — "Six East and West Coast Houses," a presentation by John Hancock Callender — Nov., pp. 141-143.

Fitzgibbon, James W., archt. Ralph R. Fadum House, Raleigh, N. C. — Oct., pp. 151-156.

Ford, Henry & Edsel, Auditorium, Civic Center, Detroit, Mich. Crane, Kiehler & Kellogg and O'Dell, Hewlett & Luckenbach, archts. — Nov., pp. 113-120.

Freeth, Douglas, assoc. archt. See Lemmon, Cyril W., archt.

Funaro, Bruno, archt. Article, "Cost of Multi-Story Building Can Be Cut" — Dec., pp. 136-139.

"Function and Expression in Architecture." An article by Lewis Mumford — Nov. pp. 106-112.

## G

Gallion, Arthur B., archt. McCauley House, Bel Air, Calif. — Dec., pp. 118-123.

Garage, Parking: Series of Unit Bldgs. Laurence G. Farrant, constl. engr. Diboll-Kessels, assoc. archts.-engrs. — AE — Sept., pp. 168-171.

Garfield, Harris, Robinson & Schafer, archts. Reconditioning Plant for the Motch and Merryweather Machinery Co., Euclid, Ohio — BTS — July, pp. 142-143.

Gas Appliances, Installation of — AE — TSS — July — 4: Piping, p. 171; 5: Domestic Appliances, p. 173.

Gaylord, Joseph H., archt. Housing, Mather Air Force Base, Sacramento, Calif. Ned H. Abrams, assoc. archt. — Sept., p. 124.

Glaberson, S. J., archt. H. J. Burkhardt Optometrist Shop, New York City — Aug., p. 121.

Glynn, W. B., and A. J. Loubet. See Peugh, W. D., archt.

Goble, Emerson. Editorial, "Science and Art" — July, p. 85.

Grainger High School, Kinston, N. C. Shop and Band Bldg. John J. Rowland, archt. James M. Simpson, assoc. — BTS — Nov., pp. 166-167.

## H

Haeger, Leonard G. Review of *Design of Insulated Buildings*, by Tyler Stewart Rogers — Books — Nov., p. 52.

Halprin, Mrs. Benjamin, House, Crompond, N. Y. Stanhope Blunt Ficke, archt. — "Six East and West Coast Houses," a presentation by John Hancock Callender — Nov., pp. 138-139.

Hardware. By Seymour Howard — AE — TSS — July — 27: Sliding Doors, p. 175; 28: Screen and Storm Door, p. 177.

Hammett, Ralph W., archt. Lutheran Stu-

dent Center and Chapel, Univ. of Mich., Ann Arbor, Mich. — BTS — Aug., pp. 140-141.

Harley, Ellington and Day, archts. and engrs. Army Finance Center, Fort Benjamin Harrison, Indianapolis, Ind. — Sept., p. 118.

Hartmann, Charles C., archt. Tidewater Power Co. Bldg., Wilmington, N. C.; J. P. Stevens & Co. offices and textile laboratory, Greensboro, N. C. — in article, "Heat Pumps In Two Contrasting Buildings" — AE — Oct., pp. 203-209.

Harvard, William B., archt. Charles J. Schuh Office Bldg., St. Petersburg, Fla. — BTS — Sept., pp. 166-167.

Haver, Ralph, archt. Mr. and Mrs. H. V. Poladian House, Phoenix, Ariz. — Oct., pp. 148-150.

Health Centers. See Revised Plan, Type C Health Center — BTS — Oct., pp. 198-199. See also HOSPITALS AND HEALTH CENTERS — Building Types Study No. 179 — Oct., pp. 171-202.

Heating. See "Radiant Heating Systems for Houses — Hot Water Systems," by William J. McGuinness — AE — TSS — 1-5 — Aug., pp. 163-171; 6-7 — Sept., pp. 181, 183; 8-11 — Oct., pp. 217, 219, 221, 223.

"Heat Pumps in Two Contrasting Buildings." Article. Tide Water Power Co., Wilmington, N. C.; J. P. Stevens & Co. offices and textile laboratory, Greensboro, N. C., Charles G. Hartmann, archt. — AE — Oct., pp. 203-209.

High Schools. See Schools.

Hirshberg, Harry N., Jr., House, Bethesda, Md. Arthur H. Keyes & Basil Yurchenko, archts. — "Six East and West Coast Houses," a presentation by John Hancock Callender — Nov., pp. 135-137.

Hitchcock, Henry-Russell. Article. "The International Style Twenty Years After" — Aug., pp. 89-97.

Hodgdon, Frederick, archt. Robert Main House, La Canada, Calif. — Oct., pp. 157-159.

Holmes, J. Lister, & Associates, archts. Mr. and Mrs. Samuel Rubinstein House, Seattle, Wash. — Aug., pp. 114-119.

Holsman, Holsman, Klekamp & Taylor, archts. 100 East Erie, Chicago, Ill. — Dec., p. 145.

HOSPITALS AND HEALTH CENTERS. Building Types Study No. 179 — Oct., pp. 171-202.

Hospitals. Bolivar County Health Center, Cleveland, Miss. — BTS — Oct., p. 201; Madison Parish Health Center, Tallulah, La. — BTS — Oct., p. 200; Maury County Hospital and Health Center, Columbia, Tenn. — BTS — Oct., pp. 195-197; Large Health and Safety Center, Municipal Government of Columbus, Ohio — BTS — Oct., pp. 193-194; Laurel Medical Building, Los Angeles, Calif. — Dec., pp. 132-134; Mount Pleasant Sanatorium Tuberculosis Unit, Jewish Medical Center, Baltimore, Md. — BTS — Oct., pp. 184-185; Oakwood Hospital, Dearborn, Mich. — BTS — Oct., pp. 180-183; Michael Reese Hospital, Institute for Psychosomatic and Psychiatric Research, Chicago — BTS — Oct., pp. 172-179; Tallahatchie County Health Center, Charlestown, Miss. — BTS — Oct., p. 202; Variety Club Heart Hospital, Univ. of Minn., Minneapolis — BTS — Oct., pp. 186-190.

Hotel. Virgin Isles Hotel, Charlotte Amalie, St. Thomas, V. I. Harold Sterner, archt. — Sept., pp. 138-143.

Hot Water Heating Systems. See "Radiant Heating Systems for Houses — Hot Water Systems," by William J. McGuinness — AE — TSS — 1-5 — Aug., pp. 163-171; 6-7 — Sept., pp. 181, 183; 8-11 — 217, 219, 221, 223.



Houses. Choy House, Los Angeles — Oct., pp. 144-147; Deno House, Highland Park, Ill. — July, pp. 110-112; Dinwiddie House, Lafayette, Calif. — Sept., pp. 135-137; Fadum House, Raleigh, N. C. — Oct., pp. 151-156; Main House, La Canada, Calif. — Oct., pp. 157-159; McCauley House, Bel Air, Calif. — Dec., pp. 118-123; Poldadian House, Phoenix, Ariz. — Oct., pp. 148-150; Rubinstein House, Seattle, Wash. — Aug., pp. 114-119; Throckmorton House, Mikiola, Koolaupoko, Oahu, T. H. — Oct., pp. 160-162; Varney House, Phoenix, Ariz. — Sept., pp. 130-134; Wilson House, Warm Springs, Ore. — July, pp. 100-109. See also "Six East and West Coast Houses," a presentation by John Hancock Callender — Nov. — Appert House, Atherton, Calif., pp. 124-128; Prokosch House, Old Greenwich, Conn., pp. 129-131; Martin House, Aptos, Calif., pp. 132-134; Hirshberg House, Bethesda, Md., pp. 135-137; Halprin House, Crompond, N. Y., pp. 138-139; Fisher House, Raymond, Wash., pp. 141-143.

Housing. See "Mass-Produced Walls in Navy Housing," Forrestal Village, Great Lakes Naval Training Station, Upton, Ill. — AE — Nov., pp. 178-179.

Howard, Seymour. Hardware — AE — TSS — July — 27: Sliding Doors, p. 175; 28: Screen and Storm Door, p. 177.

Howard, Hickson & Jordan, archts.-enrgs. Maury County Hospital and Health Center, Columbia, Tenn. — BTS — Oct., pp. 195-197.

"Humanity — Our Client." Article by John Ely Burchard — July, pp. 87-99.

## I

INDUSTRIAL BUILDINGS. Building Types Study No. 176 — July, pp. 127-150.

"Industrial Buildings." Introduction to BTS — July, p. 127.

Industrial Buildings. Electrolux Corp., Old Greenwich, Conn. — Oct., pp. 130-137; Electronic Engineering Associates, Ltd., San Carlos, Calif. — Sept., pp. 125-129; Factory for Clark Equipment Co., Jackson, Mich. — Dec., pp. 128-131; Lane-Bryant, Brooklyn, N. Y. — July, pp. 112-118; Maintenance Shop for Diesel Locomotives, Chicago and Northwestern System, Chicago — BTS — July, pp. 148-150; Reconditioning Plant for the Motch and Merryweather Machinery Co., Euclid, Ohio — BTS — July, pp. 142-143; Sterling-Winthrop Research Institute, East Greenbush, N. Y. — BTS — July, pp. 128-133; Taystee Baking Co., Beaumont, Tex. — BTS — July, pp. 140-141; The Washington Post, Washington, D. C. — BTS — July, pp. 144-147; Yale & Towne Mfrg. Co., Philadelphia — BTS — July, pp. 134-139.

Installation of Gas Appliances — AE — TSS — July — 4: Piping, p. 171; 5: Domestic Appliances, p. 173.

"International Style Twenty Years After, The." Article by Henry Russell-Hitchcock — Aug., pp. 89-97.

## J

Jacobsen, John T. & Victor N. Jones & Assocs., archts. — Dec., pp. 113-117.

Jefferson Memorial Arch. A structural study by Fred N. Severud, constl. engr. — AE — pp. 151-153.

Johnson, Hugh, Associates, Inc. Engineer

Research and Development Laboratories, Fort Belvoir, Va. — Sept., pp. 122-123.

Joists. See "Light Precast Joists Lower School Costs." Article by J. A. Murlin — AE — Sept., pp. 174-176.

Jones, Roy, and Winston Close, University advisory archts. Variety Club Heart Hospital, Univ. of Minn., Minneapolis. Magney, Tusler & Setter, archts. and enrgs. — BTS — Oct., pp. 186-190.

Jones, Victor N. & Assocs., archts. & enrgs. Lee Apartments, Salem, Ore. — Dec., p. 141.

Junior High Schools. See Schools.

## K

Kahn, Albert, assoc. archts. and enrgs. Building for the Washington Post, Washington, D. C. — BTS — July, pp. 144-147; Factory for Clark Equipment Co., Jackson, Mich. — Dec., pp. 128-131.

Karcher, Walter T. & Livingston Smith, archts. Penn Valley School, Lower Merion, Pa. — BTS — Nov., pp. 155-159.

Keck, Fred-William Keck, archts. Cooperative Residences, Inc., Chicago, Ill. — Dec., p. 146.

Kewell, Kocher & Benedict, archts. and enrgs. Housing, Naval Testing Station, Inyokern, Calif. — Sept., pp. 114-115.

Keyes, Arthur H. & Basil Yurchenko, archts. Harry N. Hirshberg, Jr. House, Bethesda, Md. — "Six East and West Coast Houses," a presentation by John Hancock Callender — Nov., pp. 135-137.

## L

Laboratories. Sterling-Winthrop Research Institute, East Greenbush, N. Y. — BTS — July, pp. 128-133.

Lane Bryant, Brooklyn, N. Y. Sanders-Malsin-Reiman, archts. — July, pp. 112-118.

Laurel Medical Building, Los Angeles, Calif. Leo P. Raffaelli, archt. — Dec., pp. 132-134.

Leach, William H., editor, *Church Management*. Review of *Planning and Building the Modern Church*, by William Ward Watkin — Books — Dec., p. 40.

Lemmon, Cyril W., archt. Col. and Mrs. R. Throckmorton House, Mikiola, Koolaupoko, Oahu, T. H. Douglas Freeth, assoc. — Oct., pp. 160-162.

Lighting. See "Lighting Systems Suit Two Buildings" — AE — Sept., pp. 172-173.

Loeb, Schlossman & Bennett, archts. Institute for Psychosomatic and Psychiatric Research and Training, Michael Reese Hospital, Chicago — BTS — Oct., pp. 172-179.

Lutheran Student Center and Chapel, Ann Arbor, Mich. Ralph W. Hammett, archt. — BTS — Aug., pp. 140-141.

Lyles, William G., Bissett, Carlisle & Wolff, archts. Clemson House and Clemson Homes, Clemson A. & M. College, Clemson, S. C. — Aug., pp. 106-113.

Lyons and Mather, archts. Mill Plain School, Fairfield, Conn. — BTS — Nov., pp. 151-154.

## Mc

McCarthy, Francis Joseph, archt. Electronic Engineering Associates, Ltd., San Carlos, Calif. — Sept., pp. 125-129.

McCauley, Mr. & Mrs. House, Bel Air, Calif. Arthur B. Gallion, archt. — Dec., pp. 118-123.

McGuinness, William J. "Radiant Heating Systems for Houses — Hot Water Sys-

tems" — AE — TSS — 1-5: Aug., pp. 163-171; 6-7: Sept., pp. 181, 183; 8-11: Oct., pp. 217, 219, 221, 223.

## M

Machine Tools Reconditioning Plant. See: Industrial Bldgs. — Reconditioning Plant for the Motch and Merryweather Machinery Co., Euclid, Ohio.

Macklin & Stinson, archts. and enrgs. Security Life and Trust Bldg., Winston-Salem, N. C. — BTS — Sept., pp. 152-155.

Magney, Tusler & Setter, archts. and enrgs. Variety Club Heart Hospital, Univ. of Minn., Minneapolis. Roy Jones and Winston Close, Univ. advisory archts. — BTS — Oct., pp. 186-190.

Maguire, Charles A., & Assoc., enrgs. Convent of Mount St. Mary, Wrentham, Mass. Milton E. Nelson, archtrl. assoc. — BTS — Aug., pp. 127-131.

Maintenance Shop for Diesel Locomotives, Chicago and North Western System, Chicago — BTS — July, pp. 148-150.

Malvaney, E. L., archt. Tallahatchie County Health Center, Charleston, Miss. — BTS — Oct., p. 202.

Martin, Mr. and Mrs. Charles O., House, Aptos, Calif. Hervey Parke Clark & John F. Beuttler, archts. — "Six East and West Coast Houses," a presentation by John Hancock Callender — Nov., pp. 132-134.

"Mass. Produced Walls in Navy Housing." Article. Forrestal Village, Great Lakes Naval Training Station, Upton, Ill. Shaw, Metz & Dolio, archts. — AE — Nov., pp. 178-179.

Maryville College, Fine Arts Building. Schweikher & Elting, archts. — Dec., pp. 101-112.

Maston, Carl Louis, archt. South Virgil Avenue, Los Angeles — Dec., p. 148.

Materials Handling Machinery Plant — See: Industrial Bldgs., Yale & Towne Mfrg. Co.

Maxwell, Richard. See Dinwiddie, John Elkin, archt.

"Metals Saved By National Plumbing Code." Based on a report by Vincent T. Manas, NPA — AE — Dec., pp. 157-159.

Military Buildings. Fort Belvoir, Va., Engineer Research and Development Laboratories — Sept., pp. 122-123; Engineer Base Maintenance Shop, Schenectady, N. Y. — Sept., pp. 112-113; Fort Benjamin Harrison, Indianapolis, Ind., Army Finance Center — Sept., p. 118; Mather Air Force Base, Sacramento, Calif. — Sept., p. 124; Military Installations in Alaska — Sept., pp. 119-121; Naval Reserve Training Centers — Sept., pp. 110-111; Travis Air Force Base, Fairfield, Solano County, Calif. — Sept., pp. 116-117.

"Military Construction, Outlook for." Article by Frederick Gutheim — Sept., pp. 107-109.

Mill Plain School, Fairfield, Conn. Lyons & Mather, archts. — BTS — Nov., pp. 151-154.

Motch and Merryweather Co., Reconditioning Plant, Euclid, Ohio. Garfield, Harris, Robinson & Schafer, archts. — BTS — July, pp. 142-143.

Motor Courts. Bisonti Lodge, Palm Springs, Calif. — July, pp. 124-126; Torrinnis, Inc., Allentown, Pa. — July, pp. 119-123.

Mumford, Lewis. Article, "Function and Expression in Architecture" — Nov., pp. 106-112.

Murlin, J. A. Article, "Light Precast Joists Lower School Costs" — AE — Sept., pp. 174-176.

Murphy, Joseph D., and Eugene J. Mackey, archts. Resurrection Church, St. Louis, Mo. — BTS — Aug., pp. 132-135.

## N

Naval Reserve Training Centers. Page, Southerland & Page, archts.-engrs. — Sept., pp. 110-111.  
Navy housing. See "Mass Produced Walls in Navy Housing." Forrestal Village, Great Lakes Naval Training Station, Upton, Ill. — AE — Nov., pp. 178-179.  
Nelson, Milton E., archt. See Maguire, Charles A., archt.  
"New Canaan, Conn., Elementary School Attracts Professional Attention." Article. See: Schools, New Canaan, Conn. Elementary School — Aug., pp. 98-105.  
"New Developments in Prestressed Concrete" — AE — Dec., p. 165.  
Newspaper plant. The Washington Post, Washington, D. C. — BTS — July, pp. 144-147.

## O

O'Connor & Kilham, constl. archts. See Sherwood, Mills & Smith, archts. — Aug., pp. 98-105.  
O'Dell, A. G., Jr., and Assoc., archts. and engr. Garage remodelled as office bldg., Charlotte, N. C. — BTS — Sept., pp. 145-148.  
O'Dell, Hewlett & Luckenbach, archts., and Crane, Kiehler & Kellogg, archts. Henry & Edsel Ford Auditorium, Civic Center, Detroit, Mich. — Nov., pp. 113-120.  
OFFICE BUILDINGS, SMALL. Building Types Study No. 178 — Sept., pp. 144-167.  
"Office Buildings, Small." Introduction to BTS — Sept., p. 144.  
Office Buildings. Bramlette Building, Longview, Tex. — Oct., pp. 168-170; H. J. Burkhardt Optometrist Shop, New York City — Aug., p. 121; Fidelity Investment Co., Wichita, Kans. — BTS — Sept., pp. 164-165; Garage remodelled as office bldg., Charlotte, N. C. — BTS — Sept., pp. 145-148; Herold Bldg., Oklahoma City, Okla. — BTS — Sept., pp. 156-159; Insurance Co. of No. America, San Jose, Calif. — Sept., pp. 160-163; Keelikolani Bldg., Honolulu, T. H. — Oct., pp. 121-129; Peachtree-Seventh Building, Atlanta, Ga. — Dec., pp. 124-127; Robert Liner Watchmaker Shop, Beverly Hills, Calif. — Aug., pp. 120-121; Charles J. Schuh Office Bldg., St. Petersburg, Fla. — BTS — Sept., pp. 166-167; Security Life and Trust Bldg., Winston-Salem, N. C. — BTS — Sept., pp. 152-155; Wake County Office Bldg., Raleigh, N. C. — BTS — Sept., pp. 149-151.  
Optometrist Shop. H. J. Burkhardt, New York City — Aug., p. 121.  
Overstreet, N. W., and Assoc., archts.-engrs. Bolivar County Health Center, Cleveland, Miss. — BTS — p. 201.

## P

Page, Southerland & Page, archts.-engrs. Naval Reserve Training Centers — Sept., pp. 110-111.  
"Panel Cooling—Heating by Air, Test Room for." Article. John D. Dillon, constl. engr. — AE — Oct., p. 212.  
Panero, Guy B., mech. engr. See: Sterling-Winthrop Research Institute.  
Parsons, E. Report, "A Summary of Britain's World-Wide Building Research Congress" — AE — Dec., pp. 160-161.

Penn Valley School, Lower Merion, Pa. Walter T. Karcher & Livingston Smith, archts. — BTS — Nov., pp. 155-159.  
Peugh, W. D., archt. Housing, Travis Air Force Base, Fairfield, Solana County, Calif. W. B. Glynn — A. J. Loubet, assoc. — Sept., pp. 116-117.  
Philip, Richard, archt. Article, "Lighting System Suits Two Buildings" — AE — Sept., pp. 172-173.  
Piping. See "Installation of Gas Appliances — Piping" — AE — TSS — July, p. 171.  
Plumbing. Article, "National Plumbing Code Issued" — AE — July, p. 162.  
"Plumbing Code, Metals Saved By National." Based on a report by Vincent T. Manas, NPA — AE — Dec., pp. 157-159.  
Plywood, Interior. By Frederick F. Wangaard — AE — TSS — Nov.: 1 — Simplified Design Method, p. 187; 2 — Panel Sizes and Weights, p. 188; 3 — Grades, p. 193; 4 — Species, Installations, p. 195; 5 — Finishes, p. 197.  
"Plywood, Interior Applications of." Article by Frederick F. Wangaard — AE — Nov., pp. 183-186.  
"Preparing the Land for Building — Drainage, Part 2: Underdrainage." Article by J. L. Staunton — AE — July, pp. 154-159.  
"Prestressed Concrete, U. S. Progress in." Article — AE — Aug., pp. 148-155.  
Prokosch, Mr. and Mrs. Walther, House, Old Greenwich, Conn. Walther Prokosch, archt. — "Six East and West Coast Houses," a presentation by John Hancock Callender — Nov., pp. 129-131.  
Prokosch, Walther, archt. See Prokosch House (above).  
"Public Health Activities, Housing for." Article by John W. Cronin, M.D. — BTS — Oct., pp. 191-192.  
"Public Health Center, The Urban." Article by Anthony J. Borowski — BTS — Oct., p. 192.

## R

Rado, L. L. and Antonin Raymond, archts.-engrs. Electrolux Corp., Old Greenwich, Conn. — Oct., pp. 130-137; Engineer Base Maintenance Shop, Schenectady, N. Y. — Sept., pp. 112-113; River Ledge Apartments, Hastings-on-Hudson, N. Y. — Dec., pp. 143-144.  
Raffaelli, Leo P., archt. Laurel Medical Building, Los Angeles, Calif. — Dec., pp. 132-134.  
Ramey, Himes & Buchner, archts. Fidelity Investment Co. Offices, Wichita, Kans. — BTS — Sept., pp. 164-165.  
Raymond, Antonin, and L. L. Rado, archts.-engrs. Electrolux Corp., Old Greenwich, Conn. — Oct., pp. 130-137; Engineer Base Maintenance Shop, Schenectady, N. Y. — Sept., pp. 112-113; River Ledge Apartments, Hastings-on-Hudson, N. Y. — Dec., pp. 143-144.  
Rebore, A. N., constl. archt. See De Leuw, Cather & Co., engr. s.  
Reese, Michael, Hospital. Institute for Psychosomatic and Psychiatric Research and Training, Chicago. Loebel, Schlossman & Bennett, archts. — BTS — Oct., pp. 172-179.  
Reid, Kenneth. Review of *Toward New Towns for America*, by Clarens S. Stein — Books — Aug., p. 30.  
RELIGIOUS BUILDINGS. Building Types Study No. 177 — Aug., pp. 124-147.  
"Religious Buildings." Introduction to BTS — Aug., pp. 125-126.  
Religious Buildings. Convent of Mount St. Mary, Wrentham, Mass. — BTS — Aug., pp. 127-131; First Baptist Church, Long

Beach, Calif. — BTS — Aug., pp. 142-147; Lutheran Student Center and Chapel, Ann Arbor, Mich. — BTS — Aug., pp. 140-141; Resurrection Church, St. Louis, Mo. — BTS — Aug., pp. 132-135; Roslyn Jewish Community Center, Roslyn Heights, Long Island, N. Y. — BTS — Aug., pp. 136-139.  
Research laboratory. Sterling-Winthrop Research Institute, East Greenbush, N. Y. — BTS — July, pp. 128-133.  
Resurrection Church, St. Louis, Mo. Joseph D. Murphy and Eugene Mackey, assoc. archts. — BTS — Aug., pp. 132-135.  
Ricciuti, Stoffle and Assoc., archts. Madison Parish Health Center, Tallulah, La. — BTS — Oct., p. 200.  
Robert Liner Watchmaker Shop, Beverly Hills, Calif. Mark & Joyce Sink, Designers, Aug., pp. 120-121.  
Roslyn Jewish Community Center, Roslyn Heights, Long Island, N. Y. — BTS — Aug., pp. 136-139.  
Rowland, John J., archt. Shop and Band Building for Grainger High School, Kinston, N. C. James M. Simpson, assoc. — BTS — Nov., pp. 166-167.  
Rubenstein, Mr. & Mrs. Samuel, House, Seattle, Wash. J. Lister Holmes & Associates, archts. — Aug., pp. 114-119.

## S

Sanatoriums. Mount Pleasant Sanatorium, Tuberculosis Unit, Jewish Medical Center, Baltimore — BTS — Oct., pp. 184-185.  
Sanders-Malsin and Reiman, archts. *Coward Shoe Store*, Hackensack, N. J. — Oct., pp. 166-167; Lane Bryant, Brooklyn, N. Y. — July, pp. 112-118.  
"Science and Art." An editorial by Emerson Goble — July, p. 85.  
Schiffer & Klein, archts.-engrs. Store for Edythe Nelson, Inc., New York City — Aug., pp. 122-123.  
"School Costs Appraised by Quality Values." Article — AE — Aug., pp. 156-158.  
School Costs. See article "Light Precast Joists Lower School Costs," by J. A. Murlin — AE — Sept., pp. 174-176.  
School Design. See article, "Where Do School Design Specialists Fit?" by Paul W. Seagers — BTS — Nov., pp. 144-147.  
SCHOOLS. Building Types Study No. 180 — Nov., pp. 144-177.  
Schools. Culver City Schools, Culver City Unified School District, Calif. — BTS — Nov.: Farragut Elementary School, pp. 171-173; Helen Bush-Parkside School, Seattle, Wash. — Dec., pp. 113-117; Junior and Senior High Schools, pp. 174-177; Grainger High School, Kinston, N. C., Shop and Band bldg., pp. 166-167; Mill Plain Elementary School, Fairfield, Conn. — BTS — Nov., pp. 151-154; New Canaan, Conn. Elementary School — Aug., pp. 98-105; Penn Valley Elementary School, Lower Merion, Pa. — BTS — Nov., pp. 155-159; Sweeny High School, Sweeny Independent School District, Tex. — BTS — Nov., pp. 168-170; Torry Elementary School, Birmingham, Mich. — BTS — Nov., pp. 148-150; Wilamette High School, Lane County, Ore. — BTS — Nov., pp. 160-165.  
Schweikher & Elting, archts. Fine Arts Building, Maryville College — Dec., pp. 101-112.  
Screens and Storm Doors. See Hardware.  
Seagers, Paul W. Article, "Where Do School Design Specialists Fit?" — BTS — Nov., pp. 144-147.  
Service bldg. See Motch and Merryweather Machinery Co., Euclid, Ohio — BTS — July, pp. 142-143.

Severud, Fred N., constl. engr. Article, "Structural Study, Jefferson Memorial Arch" — AE — July, pp. 151-153.

Shaw, Metz & Doilo, archts. Forrestal Village, Great Lakes Naval Training Station, Upton, Ill. — AE — Nov., pp. 178-179.

Sherwood, Mills & Smith, archts. New Canaan, Conn. Elementary School. O'Connor & Kilham, constl. archts. — Aug., pp. 98-105.

Shop and Band Building for Grainger High School, Kinston, N. C. John J. Rowland, archt. James M. Simpson, assoc. — BTS — Nov., pp. 166-167.

Simpson, James M., assoc. archt. See Rowland, John J., archt.

Sink, Mark & Joyce, dsnr. Robert Liner Watchmaker Shop, Beverly Hills, Calif. — Aug., pp. 120-121.

"Six East and West Coast Houses," a presentation by John Hancock Callender. Nov. — Appert House, Atherton, Calif., pp. 124-128; Prokosch House, Old Greenwich, Conn., pp. 129-131; Martin House, Aptos, Calif., pp. 132-134; Hirshberg House, Bethesda, Md., pp. 135-137; Halprin House, Crompond, N. Y., pp. 138-139; Fisher House, Raymond, Wash., pp. 141-143.

Sliding Doors. See Hardware.

Smith, Livingston, archt. See Karcher, Walter T., and Livingston Smith, archts.

Stanton, Henry F., archts. Oakwood Hospital, Dearborn, Mich. — BTS — Oct., pp. 180-183.

Stanton, J. L. Article, "Preparing the Land for Building. Drainage. Part 2: Under-drainage" — AE — July, pp. 154-159.

Stein, Joseph Allen, archt. Mr. and Mrs. Kurt E. Appert House, Atherton, Calif. — "Six East and West Coast Houses," a presentation by John Hancock Callender — Nov., pp. 124-128.

Sterling-Winthrop Research Institute, East Greenbush, N. Y. W. Stuart Thompson and Phelps Barnum, archts. — BTS — July, pp. 128-133.

Sterner, Harold, archt. Virgin Isles Hotel, Charlotte Amalie, St. Thomas, V. I. — Sept., pp. 138-143.

Stone & Pitts, archts. and engr. Taystee Baking Co., Beaumont, Tex. — BTS — July, pp. 140-141.

Stone, Vernon F. Review of *Abstract Painting and Sculpture in America*, by Andrew Carnduff Ritchie — Books — July, p. 32.

Stores. Coward Shoe Store, Hackensack, N. J. N. J. Sanders, Malsin and Reiman, archts. — Oct., pp. 166-167; Edythe Nelson, Inc., New York City — Aug., pp. 122-123.

Stork and Lyles, archts. Cornell Arms, Columbia, S. C. — Dec., p. 140.

Strauss, Carl A., archt. Lilly Ackerland Fleishmann Memorial Aquarium, Cleveland, Ohio. James E. Allan, engr. — Oct., pp. 138-140.

"Stress Analysis Method for Concrete Slabs." Article — AE — Nov., pp. 180-182.

"Structural Study: Jefferson Memorial Arch." Article by Fred N. Severud, constl. engr. — AE — July, pp. 151-153.

"Studies on Cooling of Tropical Houses." Article by W. R. Woolrich, Univ. of Texas — AE — Dec., pp. 162-164.

Swanson Associates, archts. Torrey Elementary School, Birmingham, Mich. — BTS — Nov., pp. 148-150.

Sweeny High School. Sweeny Independent School District, Tex. Donald Barthelme & Assoc., archts. — BTS — Nov., pp. 168-170.

## T

Taystee Baking Co., Beaumont, Tex. Stone & Pitts, archts. and engr. — BTS — July, pp. 140-141.

Theaters. Carmel Hill Theater, Monte Vista Village, Monterey, Calif. — Oct., pp. 163-165.

Thiry, Paul, archt. David M. Fisher House, Raymond, Wash. — "Six East and West Coast Houses," a presentation by John Hancock Callender — Nov., pp. 141-143.

Thompson, W. Stuart, and Phelps Barnum, archts. Sterling-Winthrop Research Institute, East Greenbush, N. Y. — BTS — July, pp. 128-133.

Torrey Elementary School, Birmingham, Mich. Swanson Associates, archts. — BTS — Nov., pp. 148-150.

Tourinns, Inc. Motel. Allentown, Pa. Malcolm G. Duncan, archt. — July, pp. 119-123.

## V

Vahlberg, Palmer & Vahlberg, archts. Herold Bldg., Oklahoma City, Okla. — BTS — Sept., pp. 156-159.

Varney, Edward L. Assoc., archts. and engr. Edward L. Varney House, Phoenix, Ariz. — Sept., pp. 130-134.

## W

Walker & Poor, archts. A.S.P.C.A. Headquarters, New York City — Oct., pp. 140-143.

"Walls, Mass-Produced, in Navy Housing." Forrestal Village, Great Lakes Naval Training Station, Upton, Ill. — AE — Nov., pp. 178-179.

Wangaard, Frederick F. Article, "Interior Applications of Plywood" — AE — Nov., pp. 183-186. Interior Plywood — AE — TSS — Nov.: 1 — Simplified Design Method, p. 187; 2 — Panel Sizes and Weights, p. 188; 3 — Grades, p. 193; 4 — Species, Installations, p. 195; 5 — Finishes, p. 197.

Warnecke, John Carl, archt. Castlemont Gardens, Oakland, Calif. — Dec., p. 151.

Washington Post, The. Washington, D. C. Albert Kahn, assoc. archts. and engr. — BTS — July, pp. 144-147.

Watchmaker shop. See Robert Liner Watchmaker Shop, Beverly Hills, Calif. — Aug., pp. 120-121.

"Where Do School Design Specialists Fit?" Article by Paul W. Seagers — BTS — Nov., pp. 144-147.

Whittier and Goodrich, archts. Franklin Apartments, Inc., St. Albans, Vt. — Dec., p. 156.

Williams, Harry J., & Assoc.; E. Stewart Williams — H. Roger Williams, archts. Bisonti Lodge. Motel. Palm Springs, Calif. — July, pp. 124-126.

Wilmsen & Endicott, archts. Willamette High School, Lane County, Ore. — BTS — Nov., pp. 160-165.

Willamette High School, Lane County, Ore. Wilmsen & Endicott, archts. — BTS — Nov., pp. 160-165.

Wilson, Morris & Crain, archts. Bramlette Bldg., Longview, Tex. — Oct., pp. 168-170.

Wilson, Mr. and Mrs. Robert, House, Warm Springs, Ore. Pietro Belluschi, archt. — July, pp. 100-109.

Wimberly and Cook, archts. Keelikolani Bldg., Honolulu, T. H. R. E. Windisch, assoc. archt. — Oct., pp. 121-129.

Windisch, R. E., archt. See Wimberly and Cook, archts., above.

Wing, Kenneth S., archt. First Baptist Church, Long Beach, Calif. — Aug., pp. 142-147.

Woolrich, W. R. Article, "Studies on Cooling of Tropical Houses" — AE — Dec., pp. 162-164.

Wurster, Bernadi and Emmons, archts. Insurance Co. of No. America, San Jose, Calif. — BTS — Sept., pp. 160-163.

## Y

Yale & Towne Mfg. Co., Philadelphia. The Ballinger Co., archts. and engr. — BTS — July, pp. 134-139.

Yost, Morgan L., archt. Mr. and Mrs. Norman C. Deno House, Highland Park, Ill. — July, pp. 110-112.

Yurchenko, Basil, archt. See Keyes, Arthur H., archt.

## BOOKS REVIEWED

ABSTRACT PAINTING AND SCULPTURE IN AMERICA. By Andrew Carnduff Ritchie. Rev. by Vernon Stone — July, p. 32.

ARCHITECTURAL GRAPHIC STANDARDS (4th ed.). By Charles G. Ramsey and Harold R. Sleeper — Aug., p. 232.

BRICK AND TILE ENGINEERING, Handbook of Design. By Harry C. Plummer — Aug., p. 32.

BUILDING FOR INVESTMENT. By Clinton H. Cowgill — Aug., p. 32.

BUILDINGS OF ENGLAND, THE. "CORNWALL." By Nikolaus Pevsner — Sept., p. 30.

BUILDINGS OF ENGLAND, THE. "NOTTINGHAM." By Nikolaus Pevsner — Nov., p. 46.

CITY OF LONDON, THE. A Record of Destruction and Survival — Nov., p. 50.

DESIGN OF INSULATED BUILDINGS. By Tyler Stewart Rogers. Rev. by Leonard G. Haeger — Nov., p. 42.

GUIDE TO CONTEMPORARY ARCHITECTURE IN SOUTHERN CALIFORNIA, A. Ed. by Frank Harris and Weston Bonenberger — Aug., p. 32.

HIGH VICTORIAN DESIGN. By Nikolaus Pevsner — Dec., p. 44.

HOSPITALS — INTEGRATED DESIGN. (2nd ed.) By Isadore Rosenfield — Sept., p. 266.

HOUSES HAVE FUNNY BONES. By Royal Barry Wills — Dec., p. 42.

LANDSCAPE ARCHITECTURE. Ed. by Lester Collins and Thomas Gillespie — July, p. 32.

MYSTERY AND REALITIES OF THE SITE. By Richard Neutra. Rev. by Theodore Criley, Jr. — Oct., p. 42.

NINETEENTH CENTURY ARCHITECTURE IN BRITAIN. By Reginald Turnor — Nov., pp. 46, 50.

PLANNING AND BUILDING THE MODERN CHURCH. By William Ward Watkin. Rev. by William H. Leach — Dec., p. 40.

POCKET GUIDE TO MODERN BUILDINGS IN LONDON, A. Compiled by Ian McCallum — Sept., p. 32.

REPORT PREPARATION. By Frank Kerekes and Robley Winfrey — Oct., p. 46.

ROMAN SOURCES OF CHRISTIAN ART. By Emerson Swift — Sept., p. 30.


SWEDEN BUILDS. By G. E. Kidder Smith — July, p. 30.

TOWARD NEW TOWNS FOR AMERICA. By Clarence S. Stein — Aug., p. 30.

WARM AIR HEATING LIBRARY. National Warm Air Heating and Air Conditioning Assoc. — Dec., pp. 44, 46.

# These Strong Steel Windows Have Never Rusted!

(Un-retouched photographs taken in 1950)




IN TEXAS  
INSTALLED IN 1927

Galvanized, unpainted Fenestra Steel Windows in Mallory Pier of Galveston Wharf Company, Galveston—unblemished after a 24-year-long siege of salt spray.



IN MASSACHUSETTS  
INSTALLED IN 1928

No rust even after sitting in the steam of the cooking room of the Wm. Underwood Company, Watertown, for 23 years—proof of the protection of hot-dip galvanizing.



IN ILLINOIS  
INSTALLED IN 1923


Steel-strong and rust-free, these 28-year-old galvanized Fenestra Steel Windows are still serving faithfully in the steel carshop of the Elgin, Joliet and Eastern Railroad, Joliet.

## And Now Fenestra Makes Them Even More Durable!

Now Fenestra\* engineers have developed a new hot-dip galvanizing system that does an *even better* job—and they've built a brand-new plant around it, the *only* plant of its kind in America. Everything is ingeniously designed to give you *steel-strong* windows that really *eliminate* painting and save you maintenance money year in and year out.

First, the assembled frames are hung from the conveyor separate from the assembled ventilators. Then automatic controls move these assemblies from tank to tank—dipping them, lifting them, controlling each temperature, timing every move.

From degreasing to pickling to hot and cold rinsing to fluxing and drying they go. Then when finally they are perfect for galvanizing, they dip deep into molten zinc. Then they are Bonderized, which prepares the finish to take decorative painting if it's ever desired. Then they are rinsed again. And with every segment of surface, corner, joint and edge covered by locked-on galvanizing, the frames and their vents go to final assembly . . . and to you.



RISING UP out of molten zinc in the great Fenestra galvanizing kettle, these windows will *never* need painting!

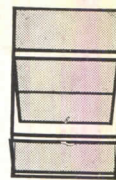
So see them today. Call the Fenestra Representative (he's listed under "Fenestra Building Products Company" in your Yellow Phone Book) or write Detroit Steel Products Co., Dept. AR-12, 2252 East Grand Blvd., Detroit 11, Michigan. \*®

Send for Your Free Illustrated Book on Fenestra Hot-Dip Galvanizing


Steel-Strong Windows made to **STAY** new

# Fenestra


**HOT-DIP GALVANIZED STEEL WINDOWS**



Intermediate



Industrial



Residence