

SAVE about **\$250.** a year **per Elevator**

*You owe it to your
building to install
the new **ELSCO***

Safety Roller Guides

ON YOUR ELEVATORS

RESULTS HAVE BEEN AMAZING

1 The greatest fire hazard in your building may now be completely eliminated.

2 Savings in electric current approximate 24% to 44% with ElSCO Safety Roller Guides and since elevators consume the largest amount of electricity in build-

ings the amount of savings is tremendous.

3 Hatchways no longer need cleaning to remove grease, resultant dirt and filth.

4 Emergency safety jaws hold much better in the event of an accident.

Dry rails and shaftways are now the recognized modern and only proper way of elevator operation. It is common knowledge that in the event of fire, elevator shaftways with inflammable oil and grease act like flues and help the rapid spread of fire. Modernize your elevators so that you may save life, property and money.

ElSCO Safety Roller Guides have now been in operation since 1941. They have been approved unanimously by the Board of Standards and Appeals of New York City. They have been installed in leading buildings from coast to coast and abroad. They are the only safety roller guide with oscillation, traction and knee-action.


(Patented and Trade Mark Registered)

For Further Information Inquire of your dealer or

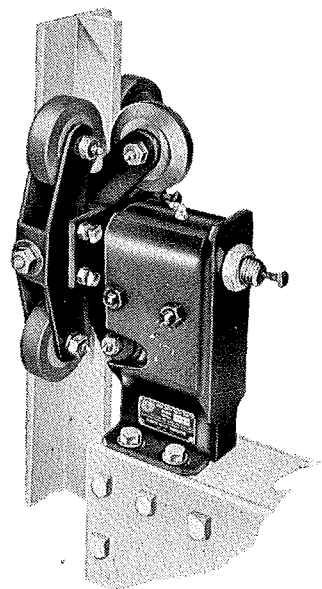
ELEVATOR SAFETY CORPORATION

DEPT. R3

165 Broadway, New York City 6, New York



MODEL A—for elevators



MODEL C—for counterweight and low rise, low speed elevators

STOP!

... have you planned the power distribution system?

Designing a new production area? Everything laid out to do the job you've planned? Sure it is.

BUT . . . have you planned for the *best system* to power the new production lines? Their ability to produce depends directly on this power system.

Will the distribution system save your client money *over a period of years*? Have you thought about *future* loads? Is it flexible enough to handle shifting production lines?

Will it provide the voltage regulation needed?

Whatever the problem—Westinghouse can help you find the “one best” system for the plant you're designing.

Our engineers have worked with *all types* of industries for a good many years. They've found new and better answers to *all* phases of power distribution. Westinghouse offers this co-operation to all architects in getting power to do the best job at the lowest possible cost.

J-94788-A


Here's REAL help for your “System Planning”

1. **A New 34-Page Booklet:** “Industrial Plant Distribution Systems” B-4045. Fact-filled pages and colorful diagrams present the basic systems most widely used in Industry today. Find out how to choose the *best system* for the plant you're designing.

2. **System Selector:** A wealth of information condensed to a pocket-sized selector! In a matter of minutes you can make preliminary decisions on the system that answers your requirements.

3. **Color Movie:** Get all the facts visually! This 16-mm, full-color movie is a 20-minute dramatization that will point the way to new economies in plant power distribution. Ask one of our representatives for a free showing of “The Right Power Distribution System”. No obligation, of course.

Get this key information on system planning NOW. Call your nearest Westinghouse office. Westinghouse Electric Corporation, P. O. Box 868, Pittsburgh 30, Pennsylvania.



Westinghouse
SYSTEM PLANNING SERVICE



YOU CAN BE **SURE**.. IF IT'S
Westinghouse



ARCHITECTURAL RECORD




Copyright 1949 by F. W. DODGE CORPORATION, with all rights reserved • Publishing Director, Magazine Division, H. Judd Payne • **EDITORS:** Editor-in-Chief, Harold D. Hauf, A.I.A., A.S.C.E.; Managing Editor, Emerson Goble; Associate Editors, Robert E. Fischer, Frank G. Lopez, A.I.A., Florence A. van Wyck; Washington News, Ernest Mickel; Contributing Editor, Arthur McK. Stires; Western Editor, Elisabeth Kendall Thompson; Special Editorial Representative, Western Section, William C. Rodd; Associate in South America, Edmund J. Whiting, A.I.A.; Editorial Assistants, Jeanne Davern, Cornelia Reagan • **ART DEPARTMENT:** Myron S. Hall, 3rd, Director; Frances Torbert, Assistant; Sigman-Ward, Drafting • **CONSULTANTS:** Chairman, Editorial Board, Kenneth Kingsley Stowell, A.I.A.; Industry Relations Consultant, Thomas S. Holden; Statistical Consultant, Clyde Shute; Building Economics Consultant, Norbert Brown; Field Research Consultant, Clifford Dannels, Jr.

Architectural Record (combined with American Architect and Architecture) is published monthly by F. W. Dodge Corporation, 10 Ferry St., Concord, N. H., with Editorial and Executive Offices at 119 West 40th Street, New York, N. Y. Western Editorial Office, 2813 Channing Way, Berkeley, Calif. Thomas S. Holden, Pres.; Howard J. Barringer, Vice-Pres. and Treas.; Irving W. Hadsell, Vice-Pres.; Chauncy L. Williams, Vice-Pres.; Sanford D. Stockton, Jr., Secy.; Walter F. De Saix, Asst. Treas.; Edwin H. Freed, Asst. Treas. Member Audit Bureau of Circulation and Associated Business Papers, Inc. Architectural Record is indexed in Reader's Guide, Art Index, Industrial Arts Index and Engineering Index. Subscription rates: United States and Possessions, Canada, Cuba, Mexico, Central and South America, and Spain, \$4.50 the year, \$7.50 for two years, \$9 for three years; elsewhere, \$6.50 the year, \$11.50 for two years, \$15 for three years. Single copy \$1. Circulation Manager, Marshall T. Ginn. Every effort will be made to return material submitted for possible publication (if accompanied by stamped, addressed envelope), but the editors and the corporation will not be responsible for loss or damage. Other Dodge Services: Real Estate Record & Builders' Guide, Sweet's Files, Home Owners' Catalogs, Dodge Reports & Dodge Statistical Research Service.

THE RECORD REPORTS	9
Construction Outlook: 1950 — Big Year Coming	9
News from Washington	15
News from the Field	20
Construction Cost Indexes	30
News from Canada. By John Caulfield Smith	176
 REQUIRED READING	 32
 BUILDING TYPES STUDY NO. 155 . . . INDUSTRIAL BUILDINGS	 91
 ARCHITECTURE MEETS MACHINERY AND LIKES IT	 91
Bluebonnet Plant, Corn Products Refining Company, Corpus Christi, Texas. The H. K. Ferguson Company, Industrial Engineers and Builders; Frank L. Whitney, Project Architect	
 THE DESIGNING OF INDUSTRIAL BUILDINGS	 109
By Kenneth K. Stowell; Giffels and Vallet, Inc., L. Rosetti, Engineers and Architects	
 PRINTING PLANT PLANNED FOR EFFICIENCY	 117
Maclean-Hunter Publishing Company, Ltd., Toronto, Canada. Allward and Gouinlock, Architects	
 POSTWAR FACTORY CONSTRUCTION IN ENGLAND	 120
By Eric L. Bird	
 FOUR TYPICAL SMALL FACTORY BUILDINGS	 122
Recent Additions to Clearing Industrial District, Chicago, Ill. John S. Cromelin, Architect	
 "THE COLONY": A STUDIO APARTMENT GROUP	 124
Palm Springs, Calif. Williams, Williams and Williams, Architects	
 DESIGNED FOR DISPLAY OF HOSPITAL EQUIPMENT	 130
A. S. Aloe Co., Los Angeles. Richard J. Neutra, Architect	
 JOHN HANCOCK MUTUAL LIFE INSURANCE CO. HOME OFFICE	 134
Boston, Mass. Cram & Ferguson, Architect-Engineers; Turner Construction Co., General Contractors	
 HARVARD PROBLEM BASED ON JOHN HANCOCK SITE	 141
Graduate School of Design, Harvard University	
 ARCHITECTURAL ENGINEERING . . . Technical News and Research	 145
 HOW DO YOU LIGHT A ROOM FOR TELEVISION?	 145
By E. W. Commerly	
 UNDERSTANDING THE POTENTIALITIES OF LIGHTWEIGHT AGGREGATES	 149
By Paul Wiedlinger	
 PRODUCTS . . . for Better Building	 153
 TIME-SAVER STANDARDS . . . Heating Systems for Houses	 154
Part III: Two-Pipe Forced Hot Water Systems. By William J. McGuinness	
 MANUFACTURERS' LITERATURE	 186
 COVER: By M. Peter Piening. Photo by Elwood M. Payne; Bluebonnet Plant, Corn Products Refining Company, Corpus Christi, Texas.	



This hospital
power plant
cures pipe ills
with **BYERS**
WROUGHT
IRON



Since water is the life-blood of every power plant, an unfailling supply is of first importance. In the recently-completed plant at the Kankakee (Illinois) State Hospital, the job of safeguarding this service was entrusted to wrought iron. Over thirty tons of Byers Galvanized Wrought Iron pipe, in sizes from 1/2 to 8-inches, was installed in the supply system, and in extending the water distribution system in certain adjacent areas. The material was already being utilized for maintenance work on condensate return lines in the steam distribution system.

Power plants in all sections of the country are using this same time-tried method of protecting water lines. The wisdom of the choice is confirmed by many comparative records of wrought iron still serving in water lines after thirty—

forty—and even fifty years, in areas where low-first-cost piping materials required repairs and replacement in a fraction of the time. The condensate return application is another that follows established engineering precedent. Condensate is always aggressive, and wrought iron has proved itself remarkably successful in resisting attack.

The corrosion-resisting properties of wrought iron are the direct result of its unusual composition and structure, which are duplicated in no other material. Tiny fibers of glass-like silicate slag, threaded through the body of high-purity iron, halt and disperse corrosive

attack. These fibers also help to anchor the initial protective scale, which shields the underlying metal.

It is helpful, in applying wrought iron in the many places where it can reduce repairs and maintenance, to know something of how it is made, how it resists corrosion, and where it has been used. All this is digested in the booklet, **THE A B C'S OF WROUGHT IRON**. May we send you a copy?

A. M. Byers Company, Pittsburgh, Pa. Established 1864. Boston, New York, Philadelphia, Washington, Atlanta, Chicago, St. Louis, Houston, Salt Lake City, San Francisco. Export Division: New York, N. Y.

Corrosion costs you more than wrought iron

BYERS
GENUINE WROUGHT IRON
TUBULAR AND HOT ROLLED PRODUCTS
ELECTRIC FURNACE QUALITY ALLOY AND STAINLESS STEEL PRODUCTS

Deserve GOOD Temperature Control

Many **PLUS** values

. . . in

Pneumatic Systems

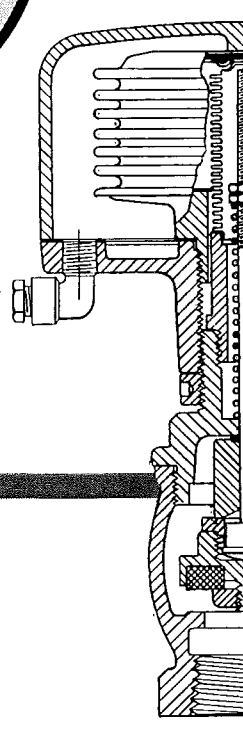
Give Users More for their Money



- ★ **Maximum Fuel Savings and Comfort**
 - ★ **Low Maintenance Cost—Extra Years of Service**
- these important advantages are gained by users of POWERS Pneumatic Systems of Temperature Control. Many 25 to 40 year old installations are still giving dependable regulation.

Powers Packless Radiator Control Valve


★ Provides Double Safety against Water and Vacuum Leakage. Available with angle or straightway valve. Same size as standard radiator valve.



When You Need Help on your problems of temperature and humidity control take advantage of our 58 years of experience in this field. There's no obligation . . . Contact our nearest office.

CHICAGO 14, ILL., 2752 Greenview Ave. • NEW YORK 17, N. Y., 231 East 46th Street
LOS ANGELES 5, CAL., 1808 West Eighth Street • TORONTO, ONT., 195 Spadina Ave.

**THE
POWERS REGULATOR CO.**
OFFICES IN 50 CITIES—SEE YOUR PHONE BOOK




Powers Radiator Control Valve

★ For Small Convectors
Valve top diameter 2¾".
Available with angle or straightway type valve

Sizes
1/2 to 1" incl.

GOOD Buildings

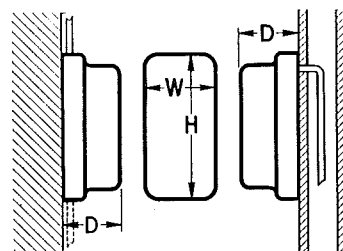


POWERS Type D PNEUMATIC THERMOSTATS

Have durable covers with plastic insulating bases. Can be furnished with removable key, attached knob or concealed adjustment.

- ★ **POWERS THERMOSTATS** often give 25 to 40 years of dependable service
- ★ **SIMPLE CONSTRUCTION**—Minimum of maintenance
- ★ **FEW MOTION MULTIPLYING PARTS** to get out of order and require repairs
 - ★ **USE LESS COMPRESSED AIR**
- ★ **GRADUAL CONTROL**—First and original gradual acting thermostats were made by POWERS — **Insures more ACCURATE** regulation

- ★ **SMALL SIZE**—Fits in small vertical spaces. With piping installed in minimum thickness walls or exposed on wall surface, thermostat projects only 2 1/4".



- ★ **DIMENSIONS** for standard Type D or Day and Night or Summer and Winter Thermostats: H 5 5/8" x W 2 5/8" x D 2 1/4".




Powers Standard Radiator Control Valve

Valve Top Diameter 4-1/4"

**DURABLE
Die Cast
Aluminum
Top**

- ★ Packing can be adjusted on the job without removing top
- ★ Bellows can be replaced without removing valve from service
- ★ Closing point adjustable on the job
- ★ Small size, pleasing appearance


Available with angle or straightway type valve in sizes 1/2" to 1-1/2" inclusive.




Insist on stability... ...insist on OZALID!

When you duplicate with Ozalid, you save precious time and expensive labor.

For Ozalid copies anything written, drawn, typed, or printed on translucent material in as little as 25 seconds!




When you duplicate on Ozalid, you save *still more time and labor!* You needn't waste time "learning" the characteristics of each new batch of sensitized material.



Because rigid laboratory control insures that each shipment of Ozalid material will give the same performance as the last shipment and the shipment before that.

Month after month, shipment after shipment, you'll find this constancy in speed, in density, and in color. You'll find excellent fade-resistance. Physical strength, storage life, dye density, and ease of development are kept in scrupulous balance.

Another Ozalid Advantage is the nationwide service organization at the other end of your telephone. These technically trained business wizards will keep your Ozalid operation at top efficiency, will help you work out new methods of getting more done with less work... through Ozalid!




If you don't know what the above is all about

... you better hustle a letter requesting the full story of the newest business system, Ozalid. A **FREE** booklet explaining how error-proof Ozalid duplicates just about everything in seconds, is yours for the asking. If you're too busy to write, look in your classified telephone directory.

Don't copy...use OZALID

Ozalid, Johnson City, N. Y. Dept. 110
A Division of General Aniline & Film Corp.

"From Research to Reality"



THE RECORD REPORTS

CONSTRUCTION OUTLOOK FOR 1950

By *Thomas S. Holden*, President, F. W. Dodge Corporation

and *Clyde Shute*, Assistant Vice-President; Manager, Statistical Research Division

THE 1950 construction market will be a buyers' market. Restoration of normal competition is one phase of the current adjustment that may be said to be completed, in construction and in most other sectors of business.

Construction volume in 1950 will probably be very close to 1949 volume, odds favoring a moderate reduction in the total of contract dollars, rather than an increase.

This is equivalent to saying that the upturn in contract volume which took place in August and September of this year does not yet, in our opinion, show signs of being the beginning of a broad and sustained upswing.

If this appraisal is correct, it records a curious situation. The upturn in volume was accompanied by a firming of material prices and a leveling of construction costs, after twelve months of downward adjustment. In the past, attainment of a like degree of stabilization frequently constituted a base for broad expansion of the economy and a significant increase in construction activity. This was largely because a construction upturn represented in the main a return of private investment confidence. Today any appraisal must include guesses as to what big labor unions will do to key industries, what our own government will do, what impacts foreign economic conditions will have on American economy.

For this reason the opinions of qualified economists on the general economic outlook have assumed increased significance as background for estimating future construction trends. We find ourselves in substantial agreement with the majority of the views expressed by the 108 economists who contributed their opinions on the business outlook to F. W. Dodge Corporation's latest survey. They expect continuation of market readjustment in 1950 and moderate downtrends in wholesale commodity prices, cost of living, consumer spending, industrial and general business activity. A majority of them expect reduced volume of private nonresidential building and engineering contracts and

increased volume of public nonresidential building and engineering contracts. While two-thirds of them expect reduced housing volume, the other third expects moderately increased housing activity.

While a prospect of a downtrend, however moderate, does not make exciting reading, it should be reassuring. The expected moderate downtrend is from a total contract volume which, in terms of dollars though not in terms of physical units, is likely to be the highest on record. By the end of September, 1949, the 37-states contract total recorded by Dodge had passed the dollar total recorded for the first nine months of 1948, with considerable likelihood that the fourth-quarter figures this year will exceed those of last year. Even this guess about the final quarter of this year is subject to the qualification that current strikes, if prolonged, could result in a serious setback between the date this is written and the end of December.

Our estimates are presented in Tables 1, 2, and 3, which do not require much detailed explanation.

The figures of Table 1 are presented in physical units, millions of square feet of new floor space, comparable to the floor space figures regularly recorded by Dodge.

For nonresidential building moderate declines are expected in classifications which depend principally upon private investment, moderate increases for those predominantly public. The most conspicuous figure is the 20 per cent drop estimated for religious buildings in 1950. This is a drop from peak volume; if realized, it would leave a volume which was exceeded only in the years 1948 and 1949. Commercial and manufacturing buildings, expected to decline slightly, are not likely to resume an upward trend until there is a decided uptrend in general business and industrial activity.

Considerations affecting the residential building prospect are mixed. Tending toward increasing activity are such factors as these: enormous consumer incomes, high level of personal savings, the recent re-entry of increased numbers of

home buyers into the housing market after the lull of early 1949, the momentum of the current boom supported by favorable financing terms, the expected distribution of \$2,800,000,000 to veterans as an insurance dividend in 1950. The enlarged public housing program, as authorized in the Housing Act of 1949, might temporarily increase the number of housing starts over the number that would otherwise be made, but will not, we believe, as a long-range proposition increase the total number of units that will be built.

Tending toward some curtailment of housing volume are the following factors: currently reduced numbers of new family formations below the 1947 peak will at some stage tend to reduce basic demand for new dwelling units; if rent control is finally abandoned in 1950, there is likely to be a considerable shifting of rental housing occupancy, with elimination of those artificial shortages that have resulted from rent control.

Tables 1 and 2 indicate an expected drop of 3 per cent in physical volume of new housing. This anticipates increased public, decreased private housing activity; it anticipates increased volume of private and public apartment building (most public housing projects will consist of multiple dwellings), approximately the same number of single-family houses built on owners' order for owners' occupancy as were so built this year, moderate reduction in single-family houses built by operative builders for sale or rent.

In Table 3 is given a summary of these estimates in terms of dollars, to which is added a breakdown between public and private work. In translating the floor space figures of Table 1 to the dollar figures of Table 3 it has been assumed that average square-foot costs in 1950 will be 4 per cent lower than average square-foot costs have been in 1949. In Table 3, dollar estimates for heavy engineering projects (public works and utilities) are included, showing an expected 5 per cent increase in 1950 over the high 1949 volume.

TABLE 1: ESTIMATED PHYSICAL VOLUMES OF BUILDING

(in accordance with contract records for 37 eastern states; figures in millions of square feet)

BUILDING CLASSIFICATION	ESTIMATE YEAR 1949*	ESTIMATE YEAR 1950	PERCENTAGE CHANGE
Commercial.....	87	83	- 5
Manufacturing.....	57	55	- 4
Educational and science.....	79	83	+ 5
Hospitals and institutional.....	42	43	+ 2
Public.....	8	8	0
Religious.....	25	20	-20
Social and recreational.....	21	22	+ 5
Miscellaneous nonresidential.....	21	19	-10
<i>Total nonresidential.....</i>	<i>340</i>	<i>333</i>	<i>- 2</i>
Residential.....	489	474	- 3
Buildings incidental to heavy engineering projects.....	5	3	-
<i>Total building.....</i>	<i>834</i>	<i>810</i>	<i>- 3</i>

TABLE 2: ESTIMATED NUMBERS OF NEW DWELLING UNIT STARTS

(in thousands)

	ESTIMATE YEAR 1949*	ESTIMATE YEAR 1950	PERCENTAGE CHANGE
Dodge coverage basis.....	435	422	- 3
BLS overall basis.....	935	907	- 3

TABLE 3: ESTIMATED DOLLAR VOLUMES OF BUILDING AND ENGINEERING CONTRACTS

(in accordance with 37-states contract statistics; figures in millions of dollars)

CLASSIFICATION	ESTIMATE YEAR 1949*	ESTIMATE YEAR 1950	PERCENTAGE CHANGE
TOTAL			
<i>(PRIVATE AND PUBLIC OWNERSHIP)</i>			
Nonresidential.....	3,580	3,370	- 6
Residential.....	3,950	3,680	- 7
<i>Total building.....</i>	<i>7,530</i>	<i>7,050</i>	<i>- 6</i>
Public Works and Utilities.....	2,410	2,525	+ 5
<i>Total Construction.....</i>	<i>9,940</i>	<i>9,575</i>	<i>- 4</i>
PRIVATE OWNERSHIP			
Nonresidential.....	2,404	2,118	-12
Residential.....	3,582	3,260	- 9
<i>Total building.....</i>	<i>5,986</i>	<i>5,378</i>	<i>-10</i>
Public Works and Utilities.....	392	362	- 8
<i>Total Construction.....</i>	<i>6,378</i>	<i>5,740</i>	<i>-10</i>
PUBLIC OWNERSHIP			
Nonresidential.....	1,176	1,252	+ 6
Residential.....	368	420	+14
<i>Total building.....</i>	<i>1,544</i>	<i>1,672</i>	<i>+ 8</i>
Public Works and Utilities.....	2,018	2,163	+ 7
<i>Total Construction.....</i>	<i>3,562</i>	<i>3,835</i>	<i>+ 8</i>

* 9 months actual, last three months estimated.

NOTE—These dollar figures differ from those of the overall 48-state estimates of governmental agencies in three important particulars. {1} These figures cover 37 states; current volume in the 11 western states appears to be approximately one-third of 37-states volume. {2} These figures virtually represent work started; government overall figures are

estimates of work put in place; trends shown by contract statistics generally tend to anticipate trends shown by work-in-place figures. {3} Government overall figures include estimated volume of low-valuation projects and projects in rural and semi-rural areas beyond the range of Dodge coverage.

There is obviously implied in the estimates here presented an expectation that construction trend curves, currently on the upswing, will take a dip some time next year, if indeed the current strike situation does not cause a sharp curtailment of activity before the end of 1949. Viewed from this date such a dip, if it comes about, would more likely be of the nature of a further market adjustment than the beginning of a major downtrend.

The 1950 construction picture sketched in this statement is somewhat blurred in outline. It is the kind of picture, we believe, which portrays the actual outlook more realistically than would a more striking statement of positive conviction that a definite postwar construction trend is emerging among the confusions of the time.

This indeterminate trend will change some day. It could change in the direction of a broad expansion of the American economy and the increased construction activity that almost inevitably attends such economic expansion. This consideration prompts us to add to our statement on the 1950 prospect some observations on potential long-term construction trends.

THE LONG-RANGE PROSPECT

United States population is growing rapidly; the high birth rate of the 1940's exceeded expectations of population experts. Babies born in the 1940's will need schools in the 1950's. They will be marrying and starting families and needing houses in the 1960's.

Recent studies by qualified authorities have shown that American resources and American productivity can conceivably support a much larger population at a considerably higher standard of living than it presently supports. (See "America's Needs and Resources," by J. Frederick Dewhurst and Associates; published by the Twentieth Century Fund, 1947; also, "Controlling Factors in Economic Development," by Harold G. Moulton, published by The Brookings Institution, 1949.)

Record breaking dollar totals of new construction in 1948 and 1949 did not represent record-breaking physical volume. The physical volumes of those two years were exceeded in the peak war year 1942 and, before that, in the peak years of the late 1920's.

In those earlier boom years the American people were investing 14 and 15 per cent of national income in new construction; in 1948 and 1949, only 8 per cent. Since V-J Day new construction has been undertaken largely to meet urgent current needs, very little for meeting the needs of the long-range future.

The construction industry could, with little difficulty, expand its activities well beyond its current volume or the

volume expected in 1950. Barring a shooting war, it is difficult to see any chance of material and manpower shortages, other than temporary ones, which would limit the volume of new construction the industry may be called upon to undertake. It is entirely a question of what the American economy will demand.

The American people can, if they choose, step up their construction expenditures very considerably. In 1948, the total of disposable personal income was an estimated \$191,000,000,000. Of this, \$12,000,000,000 was saved and about \$179,000,000,000 spent for consumption goods and services. This represented more than a high standard of living; it meant luxurious living as compared with anything previously enjoyed by ourselves or by any other people. The total included unusually large expenditures for such durable goods as automobiles, house furnishings and equipment, radios and musical instruments, goods which were produced, if at all, in meager amounts during the war years.

Readjustments of 1949 have been accompanied by a very slight reduction in total personal income, which may suffer a further moderate decline in 1950.

However, such vast spending power should provide ample margin for greater investment in capital facilities than has prevailed thus far since V-J Day.

For many years, the importance of overall growth of population, production and wealth (which is what we mean by the term "economic expansion") as the greatest stimulator of construction demand has been deeply studied and has been emphasized in numerous public statements by F. W. Dodge Corporation. We interpreted the great depression of the 1930's as an interruption in the nation's economic growth. As far back as 1938, Thomas S. Holden prepared and published a paper on "America's Capacity to Expand."

World War II was another interruption, but it served to sharpen the nation's productive tools and to enhance greatly its capacity for expansion on many fronts.

America is at the crossroads. Certain politicians and government planners are attempting to appropriate this great dynamic force (America's capacity to expand) and turn it into an instrumentality of the social welfare state. They are already telling the people that the way to reach the goal is through deficit

spending and meticulous governmental guidance of industrial growth. History, if anyone can be persuaded to pay attention to it, will tell them that such a goal is reached, in a climate of maximum freedom, only through unity of purpose, hard work, thrift and intelligent investment of venture capital.

This subject is going to be widely discussed. A bill entitled "Economic Expansion Act of 1949" (S. 281) was introduced in the U. S. Senate last July 15 under the sponsorship of 18 Senators. We have not analyzed it, but we recommend that it and any similar proposals be read and studied, and that close attention be paid to any consideration Congress gives to its provisions.

New building and engineering facilities would be needed by the "welfare state." We believe that many more of them would be needed by the civilized society that Americans have been creating and can continue to create in an atmosphere of freedom.

Watch the deliberations of the 1950 session of the 81st Congress, next year's Congressional elections, the election campaign of 1952. The kind of future your country and your industry will enjoy will be the central subject of debate.

THE ECONOMIC OUTLOOK FOR NEXT YEAR: AN OPINION SURVEY

An Analysis by Norbert Brown, F. W. Dodge Corporation

WHAT is this country's economic outlook for 1950? This overall question, broken into its primary components, was recently put before a panel of 108 leading economists by F. W. Dodge Corporation — fifty-six of them connected with private business and financial institutions, fifty-two of them with colleges and universities. This opinion survey was made in the early part of October, in the form of a comprehensive mail questionnaire.

The principal conclusion to be drawn from the tabulated answers is that further readjustment will characterize the American economy between now and the middle of next year, with a moderate rise to follow during the latter part of next year.

Some respondents noted with their answers distinct reservations as to the contingency of extended duration of current coal and steel strikes. These reservations should be particularly borne in mind in interpreting the answers to questions 1, 2, and 3.

The particular ingredients making up this basic conclusion are the following: insignificant change in the physical volume of production, approximately stable civilian employment, moderate downward movements in the wholesale commodity price index and in the cost-of-living index, stability of wage scales

in industry combined with increasing benefits equivalent to wage increases, and a moderate decline in total consumption expenditure.

A majority of the economists anticipates a decline from this year in the number of dwelling units to be built in 1950, and a decrease in private nonresidential building. These building declines will be counterbalanced to a degree by an increased dollar volume of public building and engineering work.

The questions and analysis of the answers follow:

Readjustment

1. Readjustment has characterized business activity generally during the past twelve months or so. What do you see ahead? *Analysis:* Predominant opinion (50.00%) is that there will be further readjustment for the remainder of 1949, though a substantial number (41.66%) expect a moderate rise. A majority (57.54%) expects that further readjustment will characterize business activity during the first half of next year, though many (36.79%) expect a moderate rise. A moderate rise is expected by most (50.50%) in the last half of 1950, with a diminishing number (35.35%) expecting further adjustment. *Conclusion:* Further readjustment will characterize American business activity between now and the

middle of next year with a moderate rise to follow during the latter part of next year.

Physical Production

2. What about the physical volume of production? *Analysis:* Opinion as to physical production during the remainder of this year was mixed. The largest number (38.31%) expect a moderate decline, yet almost as many (33.64%) expect a moderate rise, and a substantial number (26.16%) foresee insignificant change. The median opinion, ranged from pronounced decline (1.86%) to pronounced rise (0.00%), was insignificant change.

As for the first half of next year, the largest number (41.12%) expect a moderate decline, while opinion was almost equally divided between those who foresee insignificant change (27.10%) and a moderate rise (29.90%). The median opinion, ranged from pronounced decline (1.86%) to pronounced rise (0.00%), was insignificant change.

That a moderate increase in physical production will be made in the last half of next year is expected by a substantial number (43.87%), although grouped together those expecting pronounced decline (4.08%), moderate decline (27.55%) or insignificant change (20.40%) constitute a bare majority, with insignificant

change being the median opinion in the range from pronounced decline (4.08%) to pronounced rise (4.08%). *Conclusion:* Insignificant change is to be expected in physical volume between now and the end of next year, with a reasonable expectation of moderate declines between now and mid-year 1950, and moderate rise in the last half of 1950.

Employment

3. What do you expect with respect to total civilian employment? *Analysis:* A definite majority (54.20%) expect civilian employment to remain approximately stable during the remainder of this year, while a substantial number (30.84%) expect a downward trend, and fewer still (14.95%) anticipate an upward movement in civilian employment.

Some falling off in civilian employment is expected by a substantial number (37.96%) in the first half of next year, although more expect employment to remain approximately stable (45.37%) and fewer (16.66%) anticipate an upward trend. The preponderant opinion is that civilian employment will remain approximately stable in the first half of next year.

A shift toward expectation of upward civilian employment (36.36%) in the last half of next year, as compared with the remainder of this year (14.95%) and the first half of next (16.66%) is noted, though the progression is counterbalanced by a sizable (35.35%) expectation of downward employment and a substantial (28.28%) expectation that employment will remain approximately stable. *Conclusion:* Civilian employment will remain approximately stable or decline during the remainder of this year and the first half of next, and remain approximately stable in the last half of next year.

Commodity Price Index

4. What is your expectation with regard to wholesale prices? Where do you think the BLS index — 152.4 as of August 30, 1949 — will stand on December 31, 1949, on June 30, 1950, on December 31, 1950? *Analysis:* The median expectation is an index number of 150 at the end of this year, 148 at the end of next June, and 146.5 at the end of next year. *Conclusion:* A general and moderate downward movement in the wholesale commodity price index is expected between now and the end of next year.

Price Trends

5. Please indicate your opinion as to the wholesale price trend of the following commodity groups during the next fifteen months: farm products, metals and metal products, building materials. *Analysis:* During the next fifteen months, the majority (81.73%) expect wholesale prices of farm products to be downward, with less than 1 per cent expecting an upward price movement,

and a moderate number (17.30%) expecting farm-product prices to remain approximately stable.

The expectation with respect to the behavior of the wholesale price index for metals and metal products, and for building is not quite so clear.

The largest number (48.51%) expect wholesale prices of metals and metal products to be downward, but a substantial number (36.63%) anticipate approximately stable prices, and some (14.85%) expect an upward price movement.

So far as building materials are concerned, a clear majority (53.92%) expect wholesale prices to move downward, but a large number (46.07%) do not share this view, more than one third (35.29%) expecting an approximately stable price structure and the remainder (10.78%) anticipating an upward movement. *Conclusion:* Preponderant opinion points to a definite downward movement in the wholesale price of farm products, a downward trend but not pronounced in metals and metal products, and a moderate downward trend in the wholesale prices of building materials as a group.

Cost-of-Living Index

6. What is your expectation with respect to the BLS cost-of-living index — 168.5 as of July 15, 1949 — on December 31, 1949, on June 30, 1950, on December 31, 1950? *Analysis:* A moderate decline in the cost-of-living index is expected between now and the end of next year, generally paralleling the downward movement expectation reflected in the answers to question 4 on wholesale commodity prices. The index of 168.5 as of July 15 this year is expected on the basis of the medians for each date to stand at 167 on December 31 this year, 165 on June 30 next year, and 163 on December 31 next year. *Conclusion:* Generally progressive downward cost-of-living index through next year.

Wages

7. What is your expectation as to wages in general industry during the coming year — hourly rates, benefits equivalent to wage increases? *Analysis:* The preponderant number (81.30%) hold that wages in industry will remain generally stable during the coming year, with compelling opinion (92.59%) that workers will receive benefits equivalent to wage increases. Comparatively few (13.08%) expect wages to increase, and fewer still (5.60%) anticipate decreasing wage scales. As to benefits equivalent to wage increases a few (1.85%) expect no increase and a small number (5.55%) expect the picture to remain "generally stable." *Conclusion:* Wages in industry will remain generally stable during the coming year, and the opinion is overwhelming that many industrial workers

will receive benefits equivalent to wage increases during next year.

Consumer Expenditures

8. What is your expectation for 1950 with respect to total consumption expenditures? *Analysis:* The statistical weight of answers indicates a decline expectation with respect to total consumption expenditures. Less than one fifth (19.62%) expect an increase, with a substantial number (42.99%) anticipating a decrease, and many (37.38%) expecting expenditures to remain about the same next year. Further emphasis on the downward trend expectation is found in a tabulation of percentage increases and decreases given in the answers of forty-one of the 108 respondents, the median of these indicating a decline of 5 per cent, and the average indicating minus 3 per cent. *Conclusion:* Total consumption expenditures will decline next year, perhaps in the range of 3 to 5 per cent from this year's level.

Residential Building Volume

9. Do you estimate that 1950 residential building volume as measured by new dwelling units will be greater or less than in 1949? *Analysis:* A majority (67.96%) expects fewer dwelling units to be built next year than this, with the median decline based on 90 of 108 answers containing a definite plus or minus figure being 5 per cent, and the average 4 per cent. A sizable number (30.09%) foresee an increase in the number of dwelling units to be built next year. *Conclusion:* Two thirds of the respondents expect the number of dwelling units to be built next year to be less than this year's volume.

Private Nonresidential Construction

10. Do you estimate that the dollar volume of private nonresidential construction in 1950 will be greater or less than in 1949? *Analysis:* Almost three quarters (73.07%) expect a decline in the dollar valuation of private nonresidential construction next year as compared with the volume of 1949, although a large number (25.96%) anticipate an increase. Less than 1 per cent expect little change from this year. *Conclusion:* A downtrend in private nonresidential construction next year.

Public Building and Engineering


11. Do you estimate that the dollar volume of public building and engineering volume in 1950 will be greater or less than in 1949? *Analysis:* A large majority (85.43%) anticipate that the dollar valuation of public building and engineering volume will continue upward next year, a minor number (10.67%) expect a decline, and a few (3.86%) believe volume will be about the same as this year. *Conclusion:* Public building and engineering works next year will exceed this year's dollar volume.

are YOU the architect...

who has never tried a
Turquoise Pencil?

Look what
you're missing:

- STRONG POINTS that stand up when you bear down
- SMOOTHNESS that speeds your work
- PRECISION GRADING —6B to 9H—accurately spaced
- DURABILITY that saves you time and money
- OPACITY for sharp lines and legible blueprints
- CLEAN ERASURES that leave no "ghost lines"



FREE TEST SAMPLE

Just write us, name this magazine and your regular pencil dealer, and we will send you a Turquoise Pencil in any grade you specify. Eagle Pencil Co., 703 E. 13 St., New York 9, N. Y.



*"CHEMI-SEALED" SUPER BONDED

TURQUOISE

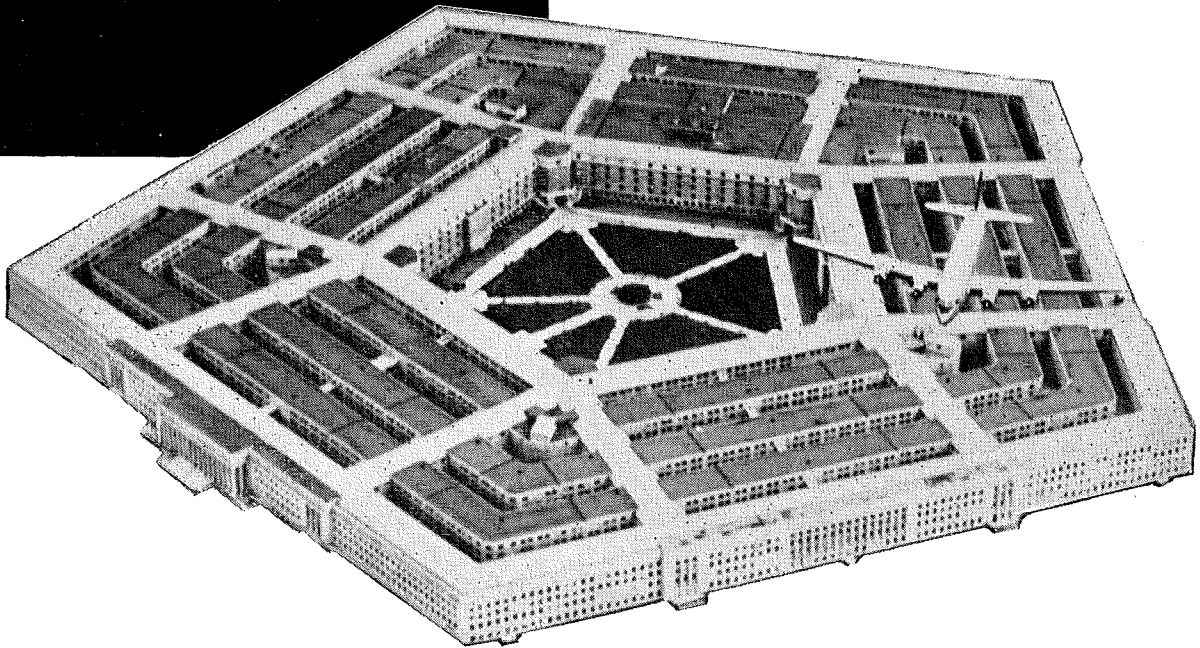
DRAWING PENCILS AND LEADS

EAGLE PENCIL COMPANY • NEW YORK • LONDON • TORONTO

*Reg. U. S. Pat. Off.

Fine Flush Valves for Fine Buildings

For complete information on Watrous Flush Valves write for Catalog No. 449.



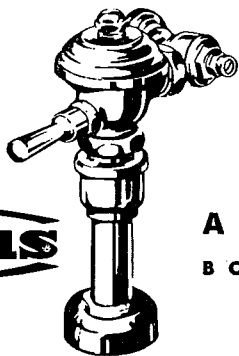
PENTAGON BUILDING

Washington, D. C., one of the many fine buildings equipped with Watrous Flush Valves.

GEORGE E. BERGSTROM AND DAVID J. WITMER
Chief Architects

FRED BRUTSCHY CO., INC.
Plumbing Contractor

Watrous



**ADJUSTABLE FLUSH VALVES
BOTH DIAPHRAGM AND PISTON TYPES**

THE IMPERIAL BRASS MANUFACTURING COMPANY
1240 W. Harrison Street, Chicago 7, Illinois

BRAB Heads Cites Surveys, Research Correlation Conferences as Means of Finding Industry Needs; Legislation for Middle-Income Housing Put Off

• There was a growing trend toward more and more construction research with the passing of the last quarter of 1949. This was true both inside government and out. Overall volume of building dollar-wise continued to promise a relatively high figure for the calendar year; \$19 billion was being talked of as a possibility, factors remaining favorable for the balance of the period.

In spite of good volume showing — \$14 billion of new construction put in place in the first nine months of 1949 — industry men were determined to discover better, quicker and less expensive methods, new and stronger materials, to uncover market faults and correct them.

The biggest concentration of research effort by private sources will be focused on the Building Research Advisory Board. This is an attempt on the part of all segments of construction to coordinate all research activities. Much of the researching now "at loose ends" in the industry will be catalogued and explained by the agency. Following its second meeting of the year, BRAB is on its feet and going places. Its start has not been spectacular in any sense. Its progress will be slow for some time to come. But it is important that the board now is permanently established and is beginning its work of making valuable research results available to all.

Under guidance of its new director, Dr. William H. Scheick, BRAB is shaping its objectives, laying foundations for a long and beneficial program of telling the industry exactly what is going on in the way of investigation and analysis. Its foremost objective is to define and state research problems of each major segment of the building industry. Dr. Scheick feels that to this end two processes should be started: first, surveys to determine these problems with the active cooperation of associations and technical personnel of industry and other research agencies; second, research correlation conferences on problems of general interest. These conferences, Dr. Scheick believes, should bring together as many interested persons as possible to explore and evaluate each subject, to review research already accomplished, and to recommend a future course.

These are the new director's notions about what the board should undertake as he views broadly its end purposes. He says these ideas may or may not change as the work goes forward. For now, Dr. Scheick has offered the following recommendations as a general guide:

"1. BRAB is concerned not only with

the stimulation of research, but also with the acceptance and application of research results. Such acceptance is vital to the goal of end product use which is a major goal of all research. We currently point to the restrictive requirements of lending agencies, codes and labor regulations as insurmountable handicaps to the accomplishments of this goal. However, we overlook a glaring weakness in the research chain, namely the absence of coordinated field tests or demonstrations of research results. I recommend the enlistment of cooperation from the contractors' and builders' organizations to establish machinery for such field tests.

"2. BRAB is interested in all building research. The problems of housing have had the limelight for several years, and not without good reason. It is time to focus equal attention upon other building problems through our surveys and conferences.


"3. BRAB is the servant of all parties

interested in research and the government is an important party. I recommend that government agencies concerned with building research be encouraged to avail themselves of the advisory services of BRAB and to participate in our exploratory enterprises. In general, I recommend that the closest possible liaison be established between all research agencies, whether industrial, governmental, educational or independent.

"4. BRAB must function as a clearing house for information and in some respects as an educational agency. For some time there must be continued effort to make its aims and policies more generally understood. I recommend the enlistment of cooperation from professional magazines and others experienced in publication and education to develop a program of education and public relations."

"From these recommendations," added Dr. Scheick, "I believe BRAB can

(Continued on page 16)



"And in your lifelong struggle towards the absence of all style you have brilliantly succeeded in establishing a style of your own."

—Drawn for the RECORD by Alan Dunn

THE RECORD REPORTS

(Continued from page 15)

develop a program which is broadly significant and at the same time capable of producing worthwhile results."

That is the broad picture of BRAB as it grasps the first rung.

A Single Industry Approach

From Structural Clay Products Institute came the announcement that it had formed a new Industry Research Foundation. This 18-man body will administer a five-year industry-wide program costing \$1,250,000. Aim will be to reduce the cost and improve the quality of buildings made of brick and tile. Ermin F. Plumb, Streator, Ill., brickmaker, is foundation chairman. A research director with full responsibility for the foundation activities was to be appointed.

It appears now that a strong tie-in between this private research and the government housing agency is inevitable with Dr. Scheick expressing it as one of his own aims, and with the law specifying that the Housing and Home Finance Agency use private facilities to a great extent in carrying out its research program.

The Housing Act of 1949 authorizes the housing administrator to enter into contracts on a negotiated basis with public, educational and other nonprofit organizations. Federal funds will be spent for use of their laboratories and other facilities. Such contracts may extend up to four years. Further, HHFA will undertake studies and research cooperatively with industry and labor, with state and local governments, with educational institutions and other nonprofit groups.

With respect to correlating existing research, it is obvious that industry and government have similar objectives. It

remains only for them to find the common ground in practice. For HHFA intends to serve as a central coordinating point for research that is already being done and to fill in the gaps with projects and studies it undertakes itself. It will make use of existing techniques wherever it can.

The Public Housing Picture

At this writing, the PHA has approved applications for 184,045 units which 102 cities plan to build during the two years just ahead: 93,280 the first year, 90,765 the second. Tentative approval has been given applications for \$23,299,300 preliminary planning loans. Considering that there will be many adjustments by localities before construction can be started, that some planned projects may never begin for one reason or another, Mr. Foley stuck by his original estimate that not more than 50,000 units will be constructed during the first 12 months. PHA reduced some of the initial requests before approving them.

New Legislation Lags

As research and low-rent public housing moved ahead as assured programs, the question of government aids to help in housing middle-income families remained as pending business before Congress. The fires that had steamed up so much enthusiasm over these prepared amendments to the housing act appeared to be cooling down rapidly. Labor and organized veterans were still pushing for the direct loans that had been eliminated by the House when it passed the middle-income or private housing bill — H.R. 6070. These groups want to see the loans put back in by the Senate. Private building and lending interests are as eager they stay out.

The House action, however, was nullified by later developments as far as this session of Congress is concerned. Early in October, with both legislative branches

pressing for quick adjournment, the whole scheme for new low-cost housing incentives as embodied in the Spence bill and the Sparkman amendments was shunted aside. In its place there was enacted a simple joint resolution (S. J. Res. 134) continuing the present mortgage insurance programs of the government until March 1 of 1950. It took the Senate only five minutes to put through this extension and the House followed its course by arrangement.

This put off till next year the showdown battle on the direct federal loans. At the same time, it postponed decisions regarding increased mortgage ceilings in the FHA program to compensate for high construction costs in certain areas of the country and certain other incentives directed toward lowering housing costs generally.

The decision to put aside the new features of the middle-income bill at this time will have important effects on the mortgage markets. For one thing it gives lenders a firmer ground for operation at least for four months.

The substitution of the joint resolution for the Sparkman amendments in the Senate does not mean that the middle-income housing bill is dead. Quite the opposite was indicated by sentiment expressed on the Senate floor, Sen. Burnet Maybank (D-S.C.) stating he felt housing construction would in no way be delayed by mere extension of the present program.

Best opinion now holds that further action on the Sparkman amendments and their alignment with Spence bill as passed by the House will come as an early order of business with the second session of the 81st Congress after Jan. 1.


Public Works Planning

Public works shared the spotlight with housing in Congressional actions. With Senate passage of the new \$100 million advance planning bill, it ap-

(Continued on page 18)

Recent party given by Thomas S. Holden, president of F. W. Dodge Corporation, was in honor of the RECORD's new editor-in-chief, Harold D. Hauf, and Kenneth K. Stowell, retiring editor (both in photo at left). Center (left to right), guests Philip L. Goodwin, Wallace K. Harrison, Mr. Stowell, Hugh Ferriss, William F. Lamb and Chester Price; right, Mr. Holden, Frank Lloyd Wright and Mr. Hauf





WHEN YOU COMPARE THE *Total* COSTS OF MATERIALS AND APPLICATION —

Your best buy is * **BILDRITE**
INSULITE SHEATHING

To get the *real* story about sheathing costs you have to figure the total applied costs . . . not just the cost of materials alone. It's the *total* cost that your client pays for.

LOOK AT THESE FACTS: The things that make up the total applied cost of any sheathing are the labor scale, man hours needed for application, waste of material, insurance, and cost of materials used. You can figure these for yourself.

FOR EXAMPLE: Standard handbooks for estimating building construction state that—

Wood sheathing horizontally applied has a 12% waste. *But BILDRITE has less than 1% waste.*

Wood sheathing requires 15 man hours to apply 1,000 feet.

But BILDRITE takes only 8 man hours per 1,000 feet.

See how these savings begin to mount up?

Refer to Sweet's File, Architectural Section 10a/9

FIGURE IT YOURSELF!

WOOD SHEATHING Per 1000 Sq. Ft. of Wall Area


ITEM AND QUANTITY	RATE	TOTAL
1,000 sq. ft. 8" wood sheathing (horizontal)		
Waste, 12% (120 sq. ft.)		
Carpenter labor, 15 hours		
Insurance, 10% of carpenter costs		
2.8 rolls building paper		
Carpenter helper to apply paper		
Insurance, 10% of helper costs		
TOTAL APPLIED COST, WOOD SHEATHING		

BILDRITE SHEATHING Per 1000 Sq. Ft. of Wall Area

ITEM AND QUANTITY	RATE	TOTAL
1,000 sq. ft. Biltrite Sheathing		
Waste (Practically none. Less than 1%)		0
Carpenter labor, 8 hours		
Insurance, 10% of carpenter costs		
Building paper (None needed)		0
Helper to apply paper (None)		0
Insurance on helper (None)		0
TOTAL APPLIED COST, BILDRITE SHEATHING		

That puts a different light on it... doesn't it? And in addition, BILDRITE provides 2½ times the *insulating* value and more than twice the bracing strength of wood sheathing horizontally applied! You can't get around the facts. The best buy in sheathing today is INSULITE (BILDRITE) Sheathing!

Double Duty



"Insulite" is a registered trade mark, U.S. Pat. Off.

INSULITE DIVISION MINNESOTA AND ONTARIO PAPER COMPANY MINNEAPOLIS 2, MINNESOTA

INSULITE DIVISION, MINNESOTA AND ONTARIO PAPER COMPANY
Dept. AR-119, Baker Arcade Bldg. • Minneapolis 2, Minn.


Please have your representative call and give me additional details on sheathing costs.

Name _____
Address _____
City _____ State _____

7-9

SEARING FLAMES RAZE BUILDING

but fail to destroy WRIGHT RUBBER TILE



Interior of a Racine building destroyed by fire. Wood subfloor was a total loss, yet most Wright Rubber Tile was used again.

Burned to the ground — that was the fate of this Racine building. But the Wright Rubber Tile, after being wiped off with a damp cloth was unharmed — still gleaming bright and color perfect! In fact, this same tile was later taken up and relaid in a new building where it is still giving excellent service.

A miracle? No — just the kind of proof we get from owners of fire-gutted buildings — proof that Wright Rubber Tile positively *will not support combustion*.

Fire resistance is one of the big reasons why Wright Rubber Tile is being specified in thousands of homes, hospitals, offices and public buildings throughout the country.

Other advantages are over-all economy, comfort, durability, ease of cleaning, and beauty. Ask your dealer about Wright Rubber Tile today.

Wright Manufacturing Company, the world's oldest and most respected manufacturer of rubber tile flooring, makes all three of these famous products:

WRIGHTEX Soft Rubber Tile

WRIGHTFLOR Hard Surface Rubber Tile

WRIGHT-ON-TOP Compression Cove Base
(in black and colors)

A note on your company letterhead will bring you full information plus free samples of Wright Rubber Tile, the world's finest floor covering. Simply send your request to the Wright Manufacturing Co., 5205 Post Oak Road, Houston 5, Texas.

WRIGHT RUBBER TILE

FLOORS OF DISTINCTION

THE RECORD REPORTS

(Continued from page 16)

peared the present reserve shelf of \$4.5 billion in planned public works projects might soon be increased by some \$3 billion. Such an addition might "place us within the margin of safety" in the words of Jess Larson, General Services Administrator.

Now that the advance interest-free loans for planning non-federal public works projects were about to be restored, Larson called for a change of thinking on this subject. The approach should not be geared to changing economic conditions, he urged, but to long-time public works needs. He repeated earlier suggestions that no large-scale, nationwide program of public construction is needed now. However, Larson would like to see some acceleration in areas where building trades workers are unemployed. Loans for plan preparation would put GSA in a better position to aid these areas, he contends.

Loans for Lustron

The Reconstruction Finance Corporation has a \$37.5 million stake in the fortunes of Lustron Corporation, manufacturer of prefabricated houses at Columbus, O., but it can't decide whether to sink another \$12 million or so in the venture. It has asked for guidance from Congress and by the end of the year will have two engineer survey reports to back its decisions.

Though RFC has pumped the federal loan reservoir nearly dry, best estimates place at \$12.5 million the additional amount needed to put Lustron on a paying basis. Presently, the firm is said to be going into the red at a rate of \$1.5 million a month. It has produced something less than 2000 of its enamel-covered steel units so far. Opening a month ago after a brief shutdown for inventory, Lustron began production of three-bedroom houses for the first time.

Shorts

- The nation's housing expediter, Tighe Woods, is going ahead with his experiment in low-cost housing construction, having secured VA guarantee of mortgages. He is building a dozen more in the Virginia woods near Washington. Price settled upon for the one-bedroom unit with lot is \$6450. Contract closing charges are \$125 and monthly payments are \$42.50, \$2.50 of it for water service. No down payments are required. Woods

(Continued on page 20)

Announcing

Great New Facilities... Great New Service
... Same High Quality Standards in

KNAPP METAL TRIM

● Tremendous Plant Expansion plus
Vastly-Improved Delivery Schedule

● Increased Scope of Service and Quality
Products to Architects and Contractors

NOW . . . famous KNAPP, a great name in metal trim, announces the biggest news in its almost half-century history! Long known to architects and contractors, Knapp today provides greater facilities and service than ever before.

Backed by 45 years of outstanding metal trim

fabrication, Knapp Bros. Mfg. Co. now offers you almost every conceivable metal trim item necessary to modern building construction. Standard items of guaranteed precision and quality, plus custom-built parts that meet the strictest, most exact architectural specifications.

Expanded manufacturing facilities now provide all required metal trim faster, more accurately, better . . . with prompt delivery assured.

To insure the correct answers to your construction problems, specify KNAPP METAL TRIM in all future building planning. Write today for full details on Knapp Metal Trim and allied products.

METAL CASING

METAL BASE

CHAIR RAIL

CHALK TROUGH

MAP RAIL

ACCESS DOOR

SUB FRAMES


WINDOW CASING

WINDOW STOOL


Knapp
SANITARY
METAL
TRIM
TRADE MARK

Merchandise Mart, Chicago, world's largest commercial building . . . containing Knapp Metal Trim.

KNAPP BROTHERS MANUFACTURING CO., CINCINNATI 36, OHIO



John Hancock Mutual Life
Insurance Company
Building, Boston, Mass.,
Cram and Ferguson,
Architects, Turner Con-
struction Co., Builders.



Stairs with stainless steel
top rails executed by
Sexauer & Lemke, Inc.

craftsmen in art metal

miscellaneous and ornamental work

of all descriptions for buildings

SEXAUER & LEMKE, INC.

ESTABLISHED 1900

VERNON BOULEVARD AT 35TH AVE.

LONG ISLAND CITY 1, N. Y.

THE RECORD REPORTS

(Continued from page 18)

says he has "100 per cent financing" on the one-story house. Mortgages bear four per cent interest, run for 25 years. All sales now are being made to Army personnel.

• Dr. John R. Steelman, presidential assistant, reported that the plan to channel federal construction and procurement into depressed areas suffering heavy unemployment was showing results. The General Accounting Office approved as general policy the award of contracts to firms situated in any distressed area in event of equal low bids.




WALTER WURDEMAN

Walter Wurdeman, Architect, and partner in the firm of Wurdeman and Becket, died September 17 of a heart attack while in his doctor's office in Los Angeles. He was 46.

Mr. Wurdeman was a graduate of the University of Washington and received a master's degree at the Massachusetts Institute of Technology. He studied also at the École des Beaux Arts at Fontainebleau, France.


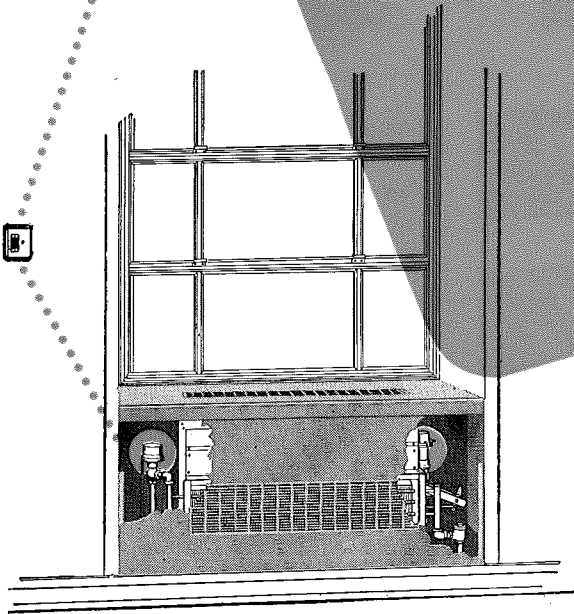
His death was the culmination of a serious heart condition which had forced him to take only a semi-active part in the firm which bears his name, one of the largest architectural concerns in the West. Until his illness, Mr. Wurdeman had collaborated with his partner, Welton Becket, on many well-known buildings, including the Pan-Pacific Auditorium in Los Angeles, Bullock's Pasadena and Palm Springs stores, the Jai Alai stadium in Manila and the Prudential Building, which won the honor award of the A.I.A. Recently the firm had been engaged to design the new Lever Brothers processing plant and the medical center for the University of California at Los Angeles, among others.

(News continued on page 22)



AGAIN—*applause for* **AMERICAN BUILDERS!**

**ANOTHER SUPERB BUILDING WITH
JOHNSON INDIVIDUAL ROOM CONTROL
FOR MODERN AIR CONDITIONING UNITS**



● Home Office, John Hancock Mutual Life Insurance Company, Boston, Mass.
Architects & Engineers: Cram & Ferguson, Boston, Mass.
Mechanical Contractors: Buerkel & Company, Inc., Boston, Mass.

Here's another building that is swelling the pride of America! The new building of the John Hancock Mutual Life Insurance Company incorporates many modern features which facilitate working efficiency and add new comforts. All of the drudgery and watchfulness, so necessary in olden days to insure temperature comfort, is turned over to Johnson Automatic Control systems in our modern buildings. These super-human "automatic brains" are on duty 24 hours of the day to insure that exactly the required results are obtained from the air conditioning units.

In the John Hancock Building, the supply of conditioned outdoor air is handled separately by central "primary air" systems. It is cooled, dehumidified to proper relative humidity and introduced into each room through a unit, mixed with recirculated air and passed through the unit's coil, which heats it to the correct temperature. "Primary air" is furnished to the units by 17 central plants where Johnson "Master Control" assures a constant dew-point temperature of 55° throughout the cooling season.



A Johnson Thermostat, measuring the temperature in each conditioned room, assures precisely the desired temperature by controlling the Johnson Valve on the coil in the unit (thus adding the necessary amount of heat) and by varying the quantity of cool, primary air, under the command of a Johnson Piston Damper Operator. When no heat is required, the valve closes, and the damper admits cool primary air as needed. There are 1,250 air conditioning units in the John Hancock Building and 775 Johnson *Dual* Thermostats.

Johnson *Dual* Thermostats are fuel savers . . . effecting economy by supplying comfort heat to occupied rooms, while maintaining a reduced temperature in areas not in use, without the necessity of separate steam or hot water mains.

Ask a nearby Johnson engineer for recommendations on any temperature control problem—large or small—in both new and existing buildings. There is no obligation. JOHNSON SERVICE COMPANY, Milwaukee 2, Wisconsin. Direct Branch Offices in Principal Cities.


JOHNSON *Automatic Temperature and
Air Conditioning* **CONTROL**
DESIGN • MANUFACTURE • INSTALLATION • SINCE 1885

You're Always Safe and Safe ALL Ways On



AW SUPER-DIAMOND FLOOR PLATE

A BETTER FOOTING FOR PRODUCT AND PLANT



Grip Without A Slip!

Easy To Clean!

Easy To Match!

Install AW Super-Diamond Floor Plate in your plant and say goodbye to costly slipping accidents and floor maintenance bills. The exclusive engineered pattern provides maximum skid resistance regardless of how the plate is laid or the angle from which it is approached. More and more architects are specifying AW Super-Diamond Floor Plate, and leading Product Designers are using it for machine tool bases, saddle tanks and similar products on which men walk and climb. For safety's sake specify AW Super-Diamond Floor Plate for your plant and products. Write for more information and 16-page, fact-packed catalog.

AW SUPER-DIAMOND
FLOOR PLATES THAT GRIP



FREE—16-Page
Catalog L-33,
Write for your
copy now.

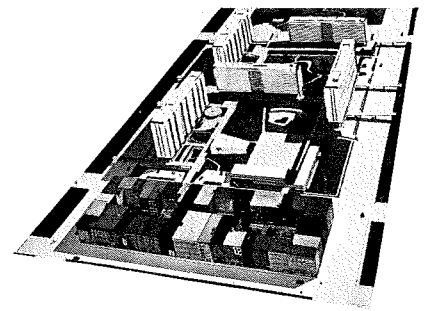
A Product of **ALAN WOOD STEEL COMPANY**
CONSHOHOCKEN, PENNA.




OTHER PRODUCTS: Permaclad, Stainless Clad Steel • A W Algrip, Abrasive Floor Plate • Billots • Plates • Sheets (Alloy and Special Grades)

THE RECORD REPORTS

(News continued from page 20)



Model of urban redevelopment scheme for New York City by Olindo Grossi. Current conditions shown in foreground



Model of two-story shopping center

EXHIBIT

An introduction to community planning will be given students of 54 New York City high schools with the circulation of an exhibit designed and executed by Olindo Grossi, chairman of the department of architecture at Pratt Institute. The exhibit consists of four models depicting ideal conditions for living in the city and country, working in office or factory and for shopping centers.

Sponsored by the New York Chapter, A.I.A., in conjunction with the Board of Education of New York, the exhibit was originated to acquaint students with the good features of, and the need for civic planning. Funds for the exhibit came from the Arnold W. Brunner Scholarship awarded Mr. Grossi. R. D'Agrosa and R. Corbelletti, students at Pratt, aided in the design and the theses of R. Bentel and H. Horowitz were adapted for the urban redevelopment study.

AWARD WINNERS

Direct Mail Awards

The Flintkote Company and the Celotex Corporation have received tie awards of "Best of Industry" for their
(Continued on page 24)




Now! a New Design Freedom for Architects
THE SCHLAGE "Long Backset"

The Schlage "long backset" allows the lock to be installed any distance from the door edge. This means that architects can now place the lock wherever it will produce the best design effect. Large, eye-catching escutcheons can be used for more dramatic treatment of entrances.

The "long backset" is a feature found only in Schlage cylindrical locks. It embodies proven Schlage design and construction principles.

Schlage has prepared a series of full-color slides showing "long backset" installations by leading architects. Call your nearest Schlage representative for a showing at your convenience or write Schlage Lock Co.



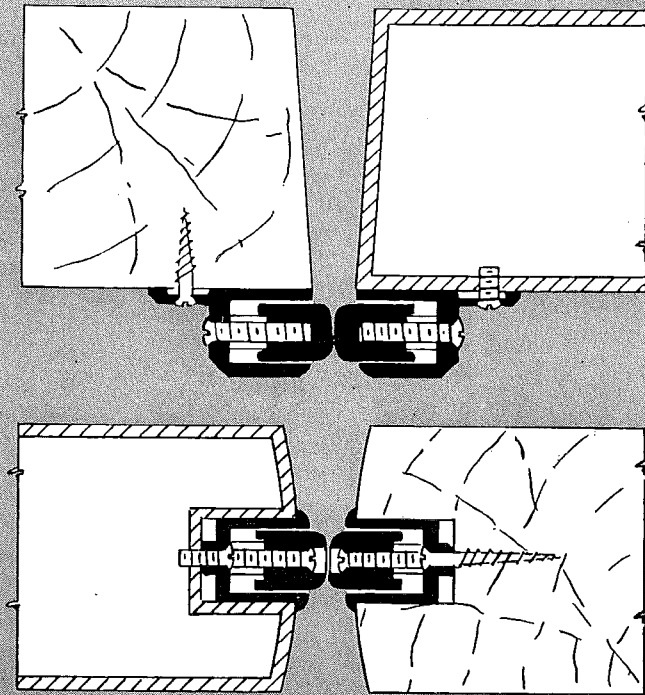
Schlage Pantheon Design
 (8" escutcheon)

SCHLAGE[®]
SCHLAGE LOCK COMPANY

2201 Bayshore Boulevard

• San Francisco 19, California

MICHAELS Astragals



Write today for information and prices on Michaels Adjustable Astragals. Made of extruded bronze, aluminum or nickel, they are simple, practical, rugged, easily installed and adjusted, and available in several styles. Two are shown above. Type A (top illustration) may be applied to either wood or hollow metal bevel doors. Also used as a stop bead. Type E (lower illustration) is for bullnose hollow metal or wood double doors. Both types may be used at the bottom of doors. Michaels Astragals help keep doors closed tightly . . . eliminate drafts and air currents . . . keep out dirt and dust. Write for details. Astragals are only one of many items in the Michaels line. So whatever building product you need, if it's made of metal, we may have it or can make it.

MICHAELS PRODUCTS

Bank Screens and Partitions	Astragals (adjustable)
Welded Bronze Doors	Stair Railings (cast and wrought)
Elevator Doors	Wrought and Cast Radiator Grilles
Store Fronts	Grilles and Wickets
Lettering	Kick and Push Plates
Check Desks (standing and wall)	Push Bars
Lamp Standards	Cast Thresholds
Marquises	Extruded Thresholds
Tablets and Signs	MI-CO Parking Meters
Name Plates	Museum Trophy Cases

The MICHAELS ARTS BRONZE CO., INC., 234 Scott St., Covington, Ky.

Member of the National Association of Ornamental Nonferrous Metals Manufacturers

THE RECORD REPORTS

(Continued from page 22)

1949 direct mail and sales promotional campaigns from the Direct Mail Advertising Association. Ivel Corporation, exhibit builders, of Corona, New York City, have been awarded a "Best of Industry" certificate for their exhibit direct mail campaign. Top honors were also taken by the Janitrol Division of Surface Combustion Corporation for its entry in the competition.

Producers Council Award

Writers of the three best research papers in the course, materials and methods, at Western Reserve University's School of Architecture have received the Producers Council awards. They are Alexander Oley, Jr., first prize; Robert Earl Warner, second prize, and Robert Pinguet Story and Donald Spaulding Woodard each received third prize. Purpose of the competition is to acquaint students with the activities of the Producers Council and its association with the A.I.A.

Lighting Honor

Dr. Ward Harrison, who retired in 1948 as director of engineering for General Electric Company at Nela Park, Cleveland, has received the most-prized award in the lighting field, the I.E.S. Medal, at the opening session of the 1949 National Technical Conference of the Illuminating Engineering Society.

Concrete Prize

The firm of Ammann & Whitney, consulting engineers, of New York, have been given the first in a series of \$500 Annual Awards sponsored by the Concrete Reinforcing Steel Institute. The work upon which the award was based was the firm's 30 years of research on concrete arch bridges, on thin-shell arch buildings and on plastic theories of concrete design by Mr. C. S. Whitney and the application of this research to recent designs by the firm.

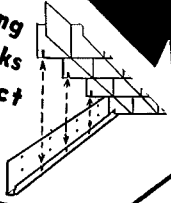
Bridge Design Winners

Awards totalling \$6250 have been presented to bridge designers in the results of the Lincoln Arc Foundation's award program, "Welded Bridges of the Future." Design requirements specified plans for a two-lane, 120 ft. deck highway bridge of all welded construction and utilizing where necessary the designer's ideas for new steel shapes which

(Continued on page 26)

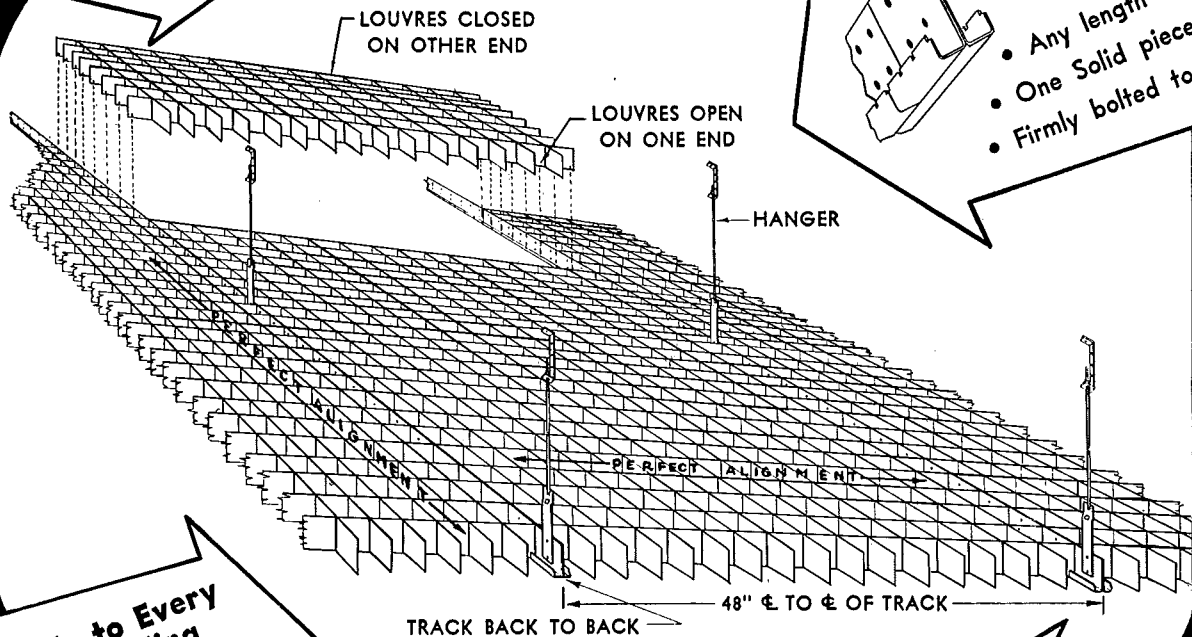
NO OTHER LOUVRED CEILING GIVES YOU ALL THE ADVANTAGES OF **NEO-RAY**

Exclusive Mating
Slots and Tracks
Assure Perfect
Alignment



Exclusive
Back to Back Track
Assembly

- Any length
- One Solid piece
- Firmly bolted together



Adaptable to Every
Type of Ceiling

- Made in stock sections
- May be cut on the job
- Meets all conditions:
Projections from wall,
curved areas, columns.

Simple . . .
Low Cost
Installation

- One man installation
- No complicated fittings
- Every 12 to 16 sq. ft.
merely requires installa-
tion of 1 hanger and 4
screws.

SEND FOR NEW 64 PAGE CATALOG

Gives complete engineering data and lighting tables for each item in our complete line of fluorescent, slimline, and incandescent fixtures.

Plus

New simplified spot lamp tables for computing light intensities in show windows and all highlighted areas.

Specify Neo-Ray! It's the louvred ceiling with so many exclusive and patented features. Made of aluminum louvres and steel tracks, the sturdy assembly averages only 11½ lbs. per sq. ft. Look around—you'll find Neo-Ray in the smartest places . . . because no other louvred ceiling offers so many advantages!

NEO-RAY PRODUCTS, Inc.
315 East 22nd St. • New York 10, N. Y.

(Continued from page 24)

could readily be produced for the more efficient use of steel. The \$3000 First Award went to Thomas C. Kavanagh, professor of civil engineering at Pennsylvania State College. His design employs a compact triangular shaped steel frame to support the roadway. Second prize of \$1500 was received by Angel R. Lazaro, Jr., of Malabon, Rizal, Republic of the Philippines, who has just received a master's degree in civil engineering from the State University of Iowa. The \$750 Third Award went to Fred C. Miller, consulting engineer, of Toledo, Ohio. Ten honorable mentions of \$100 each were also awarded.


COMPETITIONS

Announcements have been made of several competitions open to architects and members of allied fields. Among them is the second annual neighborhood development contest of the Land Planning Committee of the National Association of Home Builders. National prizes will be given in six classifications of home building ranging from small projects of economy houses to complete community developments and garden apartment projects. Winning entries will be exhibited at the 1950 convention of the NAHB in Chicago in February.

The Annual National Gold Medal Exhibition sponsored by the Architectural League of New York regularly until 1938, but suspended for the past decade, is being revived this year on the initiative of Chester B. Price, new president of the League. Architects, artists and designers have been invited to submit work done since 1938 for a preliminary series of monthly shows beginning the fourth week of November at League headquarters, 115 E. 40th St., New York 16, N. Y. A distinguished jury will choose exhibits for the 53rd Annual Gold Medal Exhibition, scheduled May 15 to June 9 at League headquarters. At this show Gold Medals will be conferred on winning exhibits.

The American Institute of Decorators has announced conditions of its 1949 Design Competition in fabric, furniture, floor covering, wall covering and lighting fields. Companies, designers and students are urged to submit designs before the closing date of January 2nd, 1950. Citations of Merit will be awarded the winning designs.

(Continued on page 28)

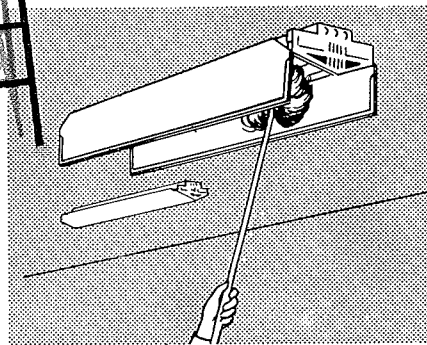


are cleaned right from the floor

ACROBATICS!

...to enjoy unequalled glass-diffused lighting:

GUTH
"floating-hinge"
ARISTOLITES*



Experts agree glass diffusion provides the finest reflected-glare-proof illumination, but costly cleaning was always a drawback... until GUTH pioneered the "floating-hinge" ARISTOLITE. Its glass panels swing open for economical ladderless dusting that makes its high efficiency easy to maintain.

Next time you want high intensities, better distribution, less glare and no shadows, use the unique "floating-hinge" ARISTOLITE...the luminaire that makes better quality lighting practical!


- For full details of this years-ahead fixture, send for Bulletin 830-J from

YOUR TEAMMATE
in precision-planned LIGHTING



LIGHTING
THE EDWIN F. GUTH COMPANY / ST. LOUIS 3, MISSOURI

Leaders in Lighting Since 1902



BEAUTIFUL, DURABLE

Suntile

in the new John Hancock Building

Boston is very proud of the new home of the John Hancock Mutual Life Insurance Company.

Here the most modern, scientific methods of building and the finest of materials have been incorporated in one of the major architectural achievements of this decade.



In stairwells and hallways you will find thousands of feet of Suntile Camargos, noted for their toughness, strength and subtle colors. In washrooms you will see Suntile ceramic floor tile and glazed wall tile, noted for their beauty, durability and economy.

Today Suntile is the ideal choice for the interiors of many modern buildings. It's *color-balanced* to permit wide freedom in the selection of pleasing, harmonious color blends. Made of *real clay*, Suntile is highly resistant to marring, chipping and cracking.

Year after year Suntile helps reduce maintenance costs. It's impervious to dirt and grease, is so easy to clean and keep clean, never needs painting or redecorating.

Rely on your Authorized Suntile Dealer for competent tile counsel and expert installation. He can show you real clay Suntile in 23 glaze colors, impervious unglazed ceramic mosaic Suntile in 20 colors, Suntile Camargos in 10 colors—in modular sizes.

Write us, Dept. AR-11, for literature and the name and address of your Suntile dealer. Please see our Sweet's Catalog. The Cambridge Tile Manufacturing Co., Cincinnati 15, Ohio.



Color Balanced




Suntile

Bright with color · Right for life

SUNTILE OFFERS YOU BOTH: BETTER TILE--BETTER INSTALLATION


THE ONE

CABINET SHOWER RECEPTOR that belongs in the finest bathrooms



**Yet it's priced within
the reach of average homes**

Vitreous porcelain is the material you associate with standard bathroom fixtures. Weisway's stainless vitreous porcelain receptor, with exclusive Foot-grip, No-slip floor, is one of the features which have established Weisway as the *quality* Cabinet Shower, suited to the finest surroundings.



*Weisway Standard Model
High quality at moderate price.*


Formed in one piece of heavy enameling iron, with a vitreous porcelain surface that is steel-strong and glass-hard, the Weisway receptor is guaranteed leakproof, assures a lifetime of satisfactory service. No seams or joints to crack — nothing to crumble away. Non-absorbent, easy to keep clean and thoroughly sanitary.

No metal underpans or wall flashing — no messy mastic — or other "waterproofing" methods are required with the Weisway receptor. One man handles it easily and installs it quickly.

Weisway

Look at This Extra Depth in the Weisway

Here's added protection against leakage at the most vital spot in cabinet shower construction. A full 4 inches from textured floor to top! Contrast this with the shallow pan or slab-type base. *Weisway's extra depth and quality protect your reputation—assure client satisfaction.* Write for details.




HENRY WEIS MFG. CO., INC., 1103 Weisway Building, Elkhart, Indiana

THE RECORD REPORTS

(Continued from page 26)

The James F. Lincoln Arc Welding Foundation, of Cleveland, Ohio, has announced its third annual competition in the Engineering Undergraduate Award and Scholarship Program. The program offers annually \$6750 in awards and scholarships to engineering students and schools for the best papers by undergraduates on arc welded design, research, fabrication or maintenance. A total of 77 awards ranging from \$1000 to \$25 will be presented to students and \$1750 for 7 scholarships to schools.



Toddletown, children's shop in the Bronx, N. Y. By Gerald Anthony Paul, Architect

WITH THE A.I.A. Plan 1950 Convention

From the Octagon comes word that the Washington-Metropolitan Chapter has a good head start on plans as host chapter for the 1950 convention, May 10-13. Headquarters will probably be the Mayflower Hotel. Also scheduled to meet in Washington at that time are the City Planning Conference, American Institute of Planners and representatives of the Joint Committee on the National Capital.

Additional Brunner Scholarship

A supplementary Arnold W. Brunner Scholarship for 1949 has been awarded by the New York Chapter, A.I.A., to one of its own committees, the committee on housing. The additional scholarship is being offered to enable the committee, headed by Arthur C. Holden, to publish its report of a two-year study and appraisal of technical accomplishments of the New York City Housing Authority. Established in 1940 and offered for advanced study in architecture, the award has heretofore been made to individuals only. The additional funds are now available as there was no award made in 1945

(Continued on page 160)

Too many cooks can't spoil this floor!

It's *Koroseal** the "lifetime" plastic flooring!

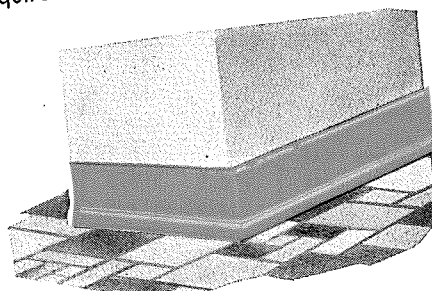


Constant "to and fro" traffic really puts the "heat" on a kitchen floor—but floors of Koroseal can take it.

Koroseal is different! It's a plastic with amazing wearability—lasts 2 to 20 times longer than any other floor covering by actual test! It's resilient—won't crack or break, and rebounds quickly after indentation. It's colorful, too . . . 18 colors, and Marbledone and Crystallone designs, are readily adaptable to a wide variety of treatments in kitchen decoration.

From the housewife's point of view—Koroseal is a dream! Its surface is non-porous . . . resists grease, acid and moisture . . . provides no hiding place for dirt or food particles . . . can be kept sparkling with an occasional light coat of wax.

Koroseal is available in Cove Base and Cove Molding as well as Tile. Write for samples and additional information today. See how this wonderful plastic floor covering meets your requirements and fits in with your plans.



Write Dept. AR-5

SLOANE-BLABON CORPORATION
295 FIFTH AVENUE • NEW YORK 16, N. Y.

*Highest quality is assured by manufacture of Koroseal Flooring by Sloane-Blabon Corporation under the supervision and technical control of the B.F. Goodrich Company. Koroseal is a trade-mark of the B.F. Goodrich Company registered in the United States Patent Office.

SLOANE
Quality
LINOLEUM PRODUCTS

REQUIRED READING

PLANNING FOR ENTERTAINMENT

Theatres and Auditoriums. By Harold Burris-Meyer and Edward C. Cole. Reinhold Publishing Corp. (330 W. 42nd St., New York 18, N. Y.), 1949. 11½ by 8¾ in. 228 pp., illus. \$8.00.

The authors of this book have spent more than ten years in making an exhaustive study of theatre function and reducing their findings to terms of time and physical dimension. The result is a large package of essential information that will give the architect a head start on the solution of whatever theatre problem he may have at hand.

The out-front section of the theatre, with its traffic, seating, acoustics, sight lines, etc., is discussed from the viewpoint of the audience, while layout and mechanical equipment on the other side of the footlights are treated only as they affect the successful presentation of a theatrical performance. The needs of the administrative and business departments form another unit, and a final chapter discusses the interdependence of all the various theatre elements and activities. Here the architect is prudently reminded that "the theatre which fulfills its basic functions adequately will titillate the sensibilities of the dilettante and make money for the impresario."

Every type of theatre is discussed, those for motion pictures as well as legitimate productions; amateur as well as professional; and the special problems of each are analyzed as they affect both client and architect. Needs of varying groups are discussed, from high schools to the theatre owner who runs "a boarding house for shows." Special attention is given to theatres which must serve a variety of purposes. Auditoriums are included as a theatre type, since "purely auditorium function will seldom pay for or support a building." In addition to this study of types of buildings, a four-page chart explores the various types of performances — their subject matter, visual components, auditory components, routine, and audience.

There is a close correlation of text, illustrations, and tables. Flow charts trace the movements of audience, actors, and stagehands, while tables list steps and procedures in various phases of theatre work, and give areas for a

variety of facilities and their arrangement. Diagrams include sound reflection, reverberation, scenery set-ups, stage machinery, lighting, speaker systems, and control layouts.

This stimulating volume amply fulfills the authors' statement of purpose: "We have endeavored to set forth . . . methods . . . and essential considerations, to the end that no important aspect of planning any element of the theatre shall be slighted."

INFINITE RICHES, ETC.

How to Beautify and Improve Your Home Grounds. By Henry B. Aul. Sheridan House (257 Fourth Avenue, New York 10, N. Y.), 1949. 5½ by 8¾ in. 316 pp., illus. \$3.50.

Henry B. Aul is assistant horticultural editor of the *New York Herald Tribune*, and a practical man. His gardens are planned more for use and enjoyment than for display, and his book is centered around actual garden plans rather than landscape theory.

Owners of average backyards will be pleased to discover that amenities may come in small packages, and that with clever planning a lot as small as 40 by 80 ft. can accommodate not only the usual house, clothesline and flower bed, but a terrace, a vegetable patch, a simple pool, and a garden shelter as well. Even for a boxed-in city yard, Mr. Aul has plans for leisurely lounging amid potted plants and vines. He also treats such familiar problems as detached garages, sloping sites, wooded properties, and screening corner lots from the street.

Often outdoor living is provided at the expense of so-called "service areas," which are inclined to be microscopic and too far removed from the house, but in general this is a book which will stimulate the imagination and ambition of the suburbanite, and one for the small-house architect to recommend to his clients.

HEALTH IN INDUSTRY

Industrial Hygiene and Toxicology. Edited by Frank A. Patty. Interscience Publishers, Inc. (215 Fourth Ave., New York 3, N. Y.), 1948 and 1949. 9¾ by 6½ in. Vol. I, xxviii + 532 pp.; \$10.00. Vol. II, xxviii + 1138 pp. \$15.00.

"The object of this book is to present industrial hygiene and toxicology in simple, understandable terms in suf-

ficient detail to be of some use to all persons interested in safeguarding the health and welfare of working people and improving the working environment," writes Mr. Patty in his preface to this lengthy work.

Most of the book treats the subject from a medical or chemical point of view, but the architect or engineer concerned with industrial building will find a good deal of applicable material, particularly in the chapters by W. N. Witheridge which appear in the first volume. These chapters, entitled "Environmental Factors in Fatigue and Competence" and "Ventilation," discuss light, sound, and sanitary conditioning, as well as air conditioning, and the "problems of controlling the quality of indoor atmospheres." Other material of interest includes control of dust and combustible gases, and the "engineering methods of control" of many of the health and safety problems presented.

WILLIAMSBURG AGAIN

Colonial Williamsburg: Its Buildings and Gardens. By A. Laurence Kocher and Howard Dearstyne. Colonial Williamsburg (Williamsburg, Va.), 1949. 9½ by 11¼ in. 104 pp., illus. \$2.75.

Any tourist planning a visit to Williamsburg will find a helpful briefing in this newest treatment of the Rockefeller restoration, and before he puts the book down even the casual reader — architect as well as layman — may find himself considering the possibility of such a trip.

Following the Williamsburg motto "That the future may learn from the past," the authors have reconstructed the story of an American town that was successfully planned and built for the needs of its people. Eighteenth century life in Virginia centered around the great self-maintained plantations, and Williamsburg is described as the political and cultural capital of the colony — a quiet college town enlivened at certain seasons by the fairs, races, balls, and theatricals which the planters came to attend while courts and legislature were in session. Several chapters show how houses, gardens, and public buildings were constructed and furnished to provide a gracious and practical setting

(Continued on page 34)

Holophane Engineers show you how to Plan Correct Lighting for Every Purpose...

Authentic Data on your Lighting Problem Available, without charge

Check off the Literature You Desire



NO. 1 ARCHITEXTS (SERIES):

- (a) Bank Lighting
- (b) Illumination Levels
- (c) Surgery Lighting
- (d) Lighting Economics
- (e) Light for Learning
- (f) ILLUMINEERING*
- (g) Blackboard Lighting
- (h) Drafting Room Lighting
- (i) Lighting and Safety
- (j) Industrial Relighting
- (k) HIBAY* Lighting
- (l) Small-Store Lighting
- (m) How Lenses Work
- (n) Airport Lighting
- (o) Broadcasting Studio

NO. 2 ENGINEERING DATA SHEETS (SERIES):

- (a) Lighting Design
- (b) Commercial Direct
- (c) General Utility Direct
- (d) Commercial Indirect
- (e) Commercial Semi-Indirect
- (f) Industrial LOBAY*
- (g) Industrial HIBAY
- (h) Industrial Utility
- (i) LOBAY Mercury
- (j) Vapor tight-Dust tight
- (k) Test-Cell Lighting
- (l) Spray-Booth Lighting
- (m) Flush Incandescent Intensive
- (n) Counterlites
- (o) Flush Incan. Focusing
- (p) Asymmetric Incandescent
- (q) Flush Incandescent Round
- (r) Flush Incan. Sq. No-Box
- (s) Round Recessed Drop-Trim
- (t) Flush Incandescent For Acoustical Ceilings
- (u) Medical Examination
- (v) Major Surgery Systems
- (w) Minor Surgery Systems
- (x) Night Lights
- (y) Ward Lights (Indirect)
- (z) Psychiatric Lights
- (aa) Bed Lights
- (bb) Dust-tight Fluorescent
- (cc) Industrial Fluorescent
- (dd) Combination Incandescent Fluorescent

NO. 3 ENGINEERING FOLDERS:

- (a) Recessed HOLOFLUX* (Fluorescent)
- (b) Surface-Attached HOLOFLUX (Fluorescent)

- NO. 4 ARCHITECT'S GUIDE TO HOSPITAL LIGHTING
- NO. 5 ADVANCED LIGHTING DESIGN WITH CONTROLENS*
- NO. 6 THE LIGHTING OF SWITCHBOARDS
- NO. 7 THE LIGHTING OF GENERATING AND SUB-STATIONS
- NO. 8 LIGHTING FOR EDUCATION
- NO. 9 LIGHTING THE MODERN JEWELRY STORE
- NO. 10 HOLOPHANE CONTROLLED LIGHTING
- NO. 11 CALCULUX*—Illumination Levels Indicator
- NO. 12 LIGHTING SPECIFIC FOR RAILROADS
- NO. 13 HOLOPHANE OFFERS ILLUMINEERING
- NO. 14 HOLOPHANE DATALOG*—GENERAL CATALOG
- NO. 15 ANY OTHER LIGHTING SUBJECT THAT COMES TO MIND—

Subject

HOLOPHANE COMPANY, INC. Dept. A
342 Madison Avenue, New York City

Send literature checked above, without charge, to:

Name.....

City.....Zone.....

State.....

*Reg. U. S. Pat. Off.

HOLOPHANE COMPANY, Inc.

Lighting Authorities Since 1898 • 342 MADISON AVENUE, NEW YORK 17, N.Y.
THE HOLOPHANE COMPANY, LTD., THE QUEENSWAY, TORONTO 14, ONTARIO



AT 75... A MOST EFFECTIVE BEAUTY TREATMENT!

*new beauty • added sales with
architectural porcelain enamel by*

seaporcel*

In the heart of Rochester, N.Y., stands the 75-year-old Three Sisters Building. Look at it *before*. Look at it *today*, with its handsome new facade of SEAPORCEL* Porcelain Enamel.

Covered entirely with SEAPORCEL, in a harmonious blend of colors, the building looks good . . . inviting to *shop in!* Fluted area, both elevations, is in buff semi-matte finish. Flat panels between windows are light green. Protruding fin and sign background are white, with letters in burgundy semi-matte finish.

WRITE TODAY for detailed information on applications, current jobs, and a free sample of a "shaped" part in rich terra cotta finish.



*Architects:
S. E. CHAMBERS, Syracuse
I. M. COHEN, Chicago*



seaporcel
METALS, INC.

28-24 BORDEN AVENUE,
LONG ISLAND CITY 1, N.Y.
Complete A. F. of L. Metal Fabricating & Enameling Shop
Also manufactured on the West Coast
SEAPORCEL CORPORATION OF CALIFORNIA
Represented by McFarland Co.,
1206 West 7th St., Long Beach 3, Calif.

SEE OUR
CATALOG IN
SWEET'S

*Reg. U.S. Pat. Off.

REQUIRED READING

(Continued from page 32)

for study, lawmaking, and amusement.

Another section will answer in gratifying detail the visitor's questions as to the way the restoration was carried out, explaining as it does the painstaking research, site excavation, and preservation of surviving parts that went on before any rebuilding was attempted. Of particular interest here is a page on which pictures of restored buildings are placed side by side with "before" photographs and the faded old sketches from which the restoration architects worked.

The photographs in the second half of the book are arranged to serve "as a helpful accompaniment to a walking tour, and as an accurate record of what has been seen in Williamsburg."

BUILDINGS IN DENMARK

Contemporary Danish Architecture. By Esbjorn Hior. Distributed in U.S.A. by the Scandinavian Book Service (Box 99, Audubon Station, New York 32, N. Y.), 1949. 6½ by 7¼ in. 108 pp., illus. \$2.95.

A wide variety of building types is covered in this small volume, which is intended to serve as an introduction to the subject of modern architecture in Denmark. Printed in parallel columns of Danish and English, it is directed both to Danes and to foreigners as an aid to the understanding of the country's culture and social conditions.

The author discusses first the buildings of the past 15 years which have followed the national brick tradition, and then a group built in modern ferro-concrete. It is pointed out that international influence is not new to Denmark, (which has always been subjected because of its position to European ideas), but that the Danes have always refined such ideas for their own use. It would seem from examination of the two groups of brick and concrete buildings, that the most successful modern Danish architecture is that which has done the most national refining.

In addition to the representative churches, schools, libraries, and public buildings, the book discusses single- and multi-family dwellings, with a review of the history of Danish housing problems which closely parallels similar developments in America.

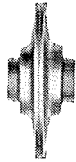
Some pages of biographical notes provide quick reference material on Danish architects and their works.

Recommend it with confidence...

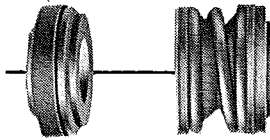
FAIRBANKS-MORSE hot water circulating pump!

Here is the hot water circulating pump which has all the features of construction and performance that enable plumbing and heating contractors, builders and architects to recommend it without reservation for homes, apartment buildings, institutions and commercial and industrial installations.

Here are the features which win approval!




Silent operation—perfectly balanced single-suction, open-type impeller eliminates vibration . . . molded rubber shaft couplings, resilient mounting eliminate noise.



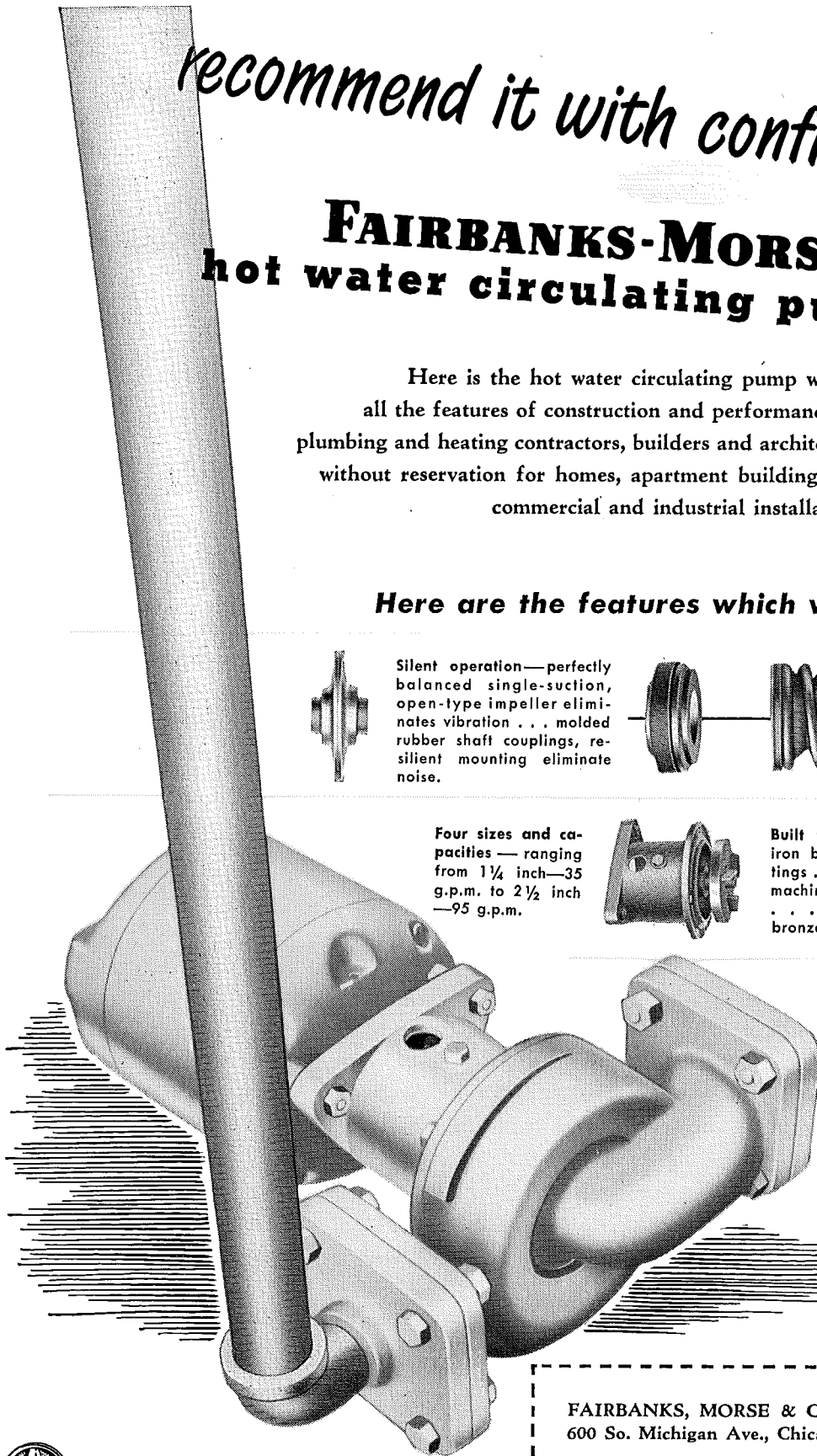
Leakproof—face-type mechanical seal gives positive protection against leakage.

Four sizes and capacities—ranging from 1 1/4 inch—35 g.p.m. to 2 1/2 inch—95 g.p.m.



Built to last—cast iron body and fittings . . . precision-machined steel shaft . . . powdered bronze bearings.

Positive lubrication—provided by ample oil reservoir above bearings. Reservoir rarely needs refilling.



For more complete information, fill out the coupon below.



FAIRBANKS-MORSE,

a name worth remembering

DIESEL LOCOMOTIVES • DIESEL ENGINES • PUMPS • STOKERS • MOTORS
• GENERATORS • SCALES • RAILROAD MOTOR CARS and STANDPIPES •
FARM EQUIPMENT • MAGNETOS

FAIRBANKS, MORSE & CO.
600 So. Michigan Ave., Chicago 5, Ill.

Gentlemen:


I'm interested in your hot water Circulating Pump. Please send me further information.

Company Name.....


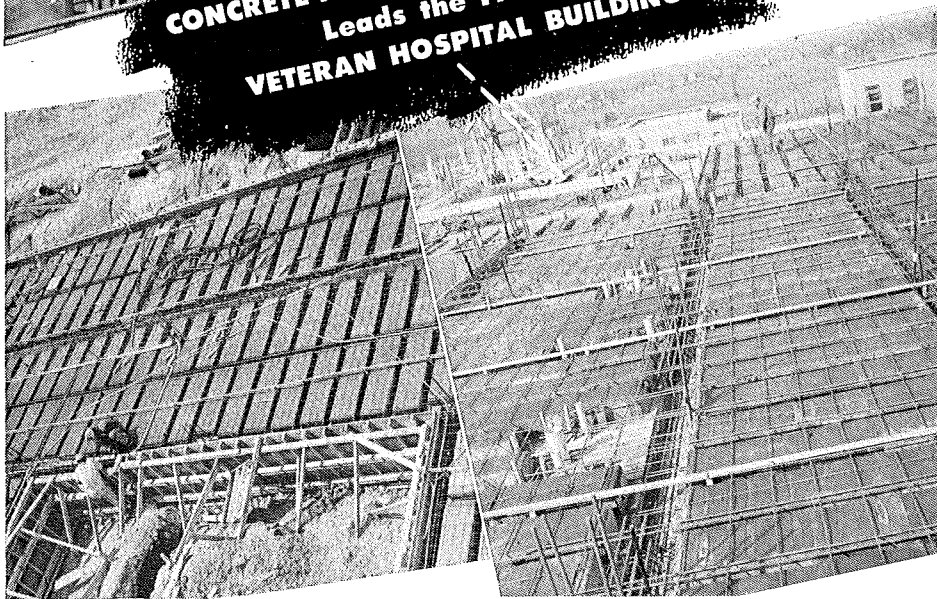
Address.....

City.....State.....


... *and* **CECO** *is first in*
Service



CONCRETE JOIST FLOOR CONSTRUCTION
Leads the Field in
VETERAN HOSPITAL BUILDING



Erecting steelforms on open wood centering preparatory to placing reinforcing steel. Use of steelforms mean a saving in lumber.



Placing electrical conduits in a bridging joist. All conduits are thus placed, eliminating necessity of extra space for service ducts.



Concrete is being poured here over the steelforms and around the reinforcing steel. The final step is removal of steelforms and lumber after concrete sets.

As a building method, concrete joist construction leads the field in the Veteran Hospital Building program. Here, as in other buildings, strength and durability are of prime importance. Concrete joist construction meets the need in supplying rigid, strong floor constructions which are fire resistive and sound proof. Construction costs are low since steelform jobs require less concrete, less lumber, less labor. Steelforms are used over and over again at a nominal rental charge.

As the originator of the removable steelform method of concrete joist construction, Ceco is first in the field. So, for concrete joist construction, call on Ceco, the leader over all.




CECO STEEL PRODUCTS CORPORATION

General Offices: 5601 West 26th Street, Chicago 50, Illinois

Offices, warehouses and fabricating plants in principal cities

In construction products **CECO ENGINEERING** *makes the big difference*




This is Armstrong's Linotile

An exclusive Armstrong Floor with outstanding ability to resist hard wear. For over 25 years, first choice of architects for heavy traffic areas. Extra smooth surface, the result of Linotile's® density saves maintenance costs, is easy to clean. Resilient, it's comfortable and quiet underfoot. Indentation resistance of 200 lbs. per sq. in. Recommended for all suspended subfloors. 15 marbled colors; 1/8" gauge; variety of sizes. Medium priced.

*They're all
Armstrong's
Floors*

This is Armstrong's Rubber Tile

Often specified solely for its rich, colorful beauty. Extra resilient, it cushions footsteps, minimizes underfoot noises. Brilliant colors subtly blend in a handsome marble effect. Its surface sheen is unequalled in other medium-priced floorings. Noted for its long service, Armstrong's Rubber Tile has indentation resistance of 200 lbs. per sq. in. Available in 20 marbled colors and plain black; 1/8" and 3/16" gauges; many tile sizes.



This is Armstrong's Asphalt Tile First choice for a durable, attractive floor when cost is the most important consideration. Tough and long wearing, it gives good service even under heavy traffic. Not affected by alkaline moisture, Armstrong's Asphalt Tile is recommended for use in basements and on grade level concrete subfloors. Five types: Standard, Greaseproof, Industrial, Conductive, and Greaseproof Conductive. Made in plain and marbled colors. Gauges, 1/8" and 3/16".

For additional data on Armstrong's Resilient Floors—Linoleum, Linotile, Rubber Tile, Asphalt Tile, and Cork Tile—consult Sweet's Architectural File, section number 13e, catalog number 2. For samples and specifications, as well as help in solving any unusual flooring problems, architects are invited to write to any Armstrong District office or directly to the Armstrong Cork Company, 2411 State Street, Lancaster, Penna.



How to choose materials for restaurant sound conditioning

There are many factors to consider when selecting acoustical materials for use in restaurants. Noise-quieting efficiency is only one of them. Other factors, such as cost, fire resistance, insulating value, moisture resistance, ease of maintenance, and decorative beauty are also important.

Many acoustical materials have specialized characteristics. While a single material may well be used throughout a restaurant to achieve unity of appearance, it is often advisable to select materials individually to meet the specific requirements of different areas within the restaurant.

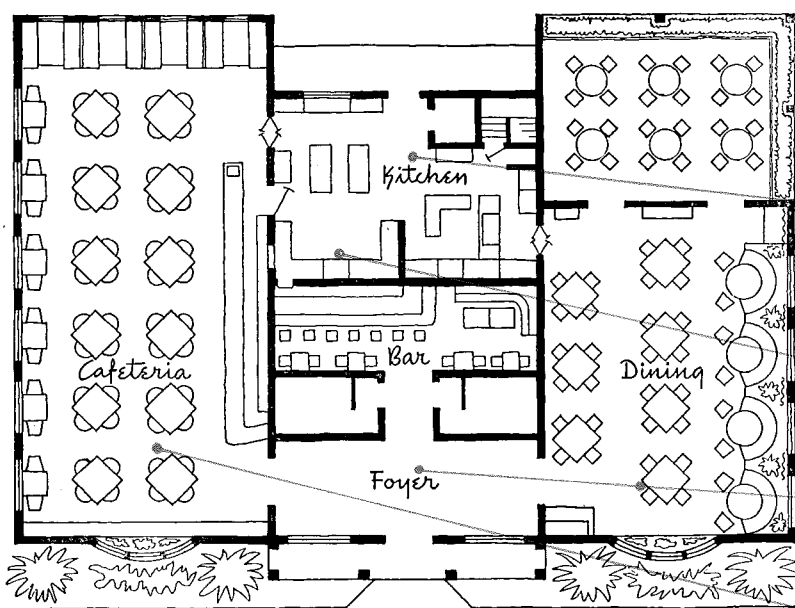
In concentrated noise areas, efficiency is the prime consideration. In the cafeteria, mass handling of silverware, dishes, and trays usually creates a high level of noise. Generally, serving pantries are noisy also. In these areas, Armstrong's Arrestone, with an unusually high noise reduction coefficient of .85, would provide the needed absorption. Where large ceilings are to be treated on a limited budget, Armstrong's Cushiontone also offers high efficiency (.75) and is lower in cost and less expensive to install.

In the kitchen area, moisture resistance, efficiency, and ease of maintenance usually determine the choice of acoustical material. Over dishwashing and steampable equipment, a material with high moisture resistance, like Armstrong's Corkoustic, is necessary. Elsewhere, Arrestone is recommended. Residue from smoke and vaporized grease is easily cleaned from its enameled surface. In addition, it offers highest sound absorption and is incombustible.

In the dining room, foyer, and bar it is important that acoustical ceilings have decorative beauty. When these areas are furnished with draperies, carpets, and upholstered furniture, they absorb enough sound to eliminate the need for highest acoustical efficiency. Armstrong's Travertone, with its attractive fissured surface, is recommended for these areas. Armstrong's Corkoustic also has high decorative value.

Fire resistance is required of acoustical materials by many city building codes. Two of the Armstrong materials are incombustible: Arrestone, a metal pan with a mineral wool absorbing pad; and Travertone, made of mineral wool pressed into tile form. In addition, Armstrong's Cushiontone can be obtained with a special fire-retardant paint finish.

All of the Armstrong materials offer high light reflection, good thermal insulation, and are light in weight. For full details and assistance in making the proper selection, consult your Armstrong acoustical contractor or write to Armstrong Cork Company, 2411 Stevens Street, Lancaster, Penna.



ARRESTONE®
highest efficiency
ease of maintenance
fire safety

CORKOUSTIC®
moisture resistance
beauty

TRAVERTONE*
beauty
fire safety

CUSHIONTONE®
low cost
efficiency

Most acoustical materials have one or more specialized characteristics, such as high efficiency, low cost, ease of maintenance, beauty, resistance to extreme humidity, or fire safety. Proper selection depends upon their ability to meet the most important requirements of each restaurant area.

*TRADE MARK REGISTRATION PENDING

ARMSTRONG'S ACOUSTICAL MATERIALS

PUSH... and electrical service is restored with Bulldog

Pushmatic

THAT'S ALL there is to it! A simple push of the finger makes or breaks the circuit. No resetting manually when the circuit is broken by short or overload. Just PUSH—and service is restored.

Pushmatic is compact, sturdy, simple . . . the most versatile and flexible unit available today. It will meet every new or changing load condition.

And *Pushmatic* units are easy to install! There are no complicated group mountings . . . individual single-pole units make additions and changes a simple matter.

There are four types of *Pushmatics*: THERMAL ONLY, THERMAL-MAGNETIC, or either of these types with AMBIENT COMPENSATING FEATURES. All are identical in size and contour, in ratings of 15, 20, 30, 40, and 50 amperes, 120 V., 1 pole, or 120-240 V., 2 poles, AC. All are interchangeable for rating and type.



Write today for *Pushmatic* Bulletin #493. This descriptive bulletin contains complete information and prices on Bulldog Electri-Centers and the new *Pushmatic*.

PUSH

it's ON!

it's OFF!

it's ON again!



Only *Pushmatic* Electri-Centers provide push-button control, automatic protection!

REVOLUTIONARY, new *Pushmatic* ELECTRI-CENTERS provide electrical control centers that are the last word in efficiency and protection.

They are attractive, compact, simple . . . easy to wire. There's plenty of gutter room even in the smallest cabinets.

With Electri-Centers there are no fuses to buy, no complicated operations or installation techniques to remember. You get versatility and adaptability, ease of installation and operation *never before obtainable in any panelboard.*

See the new ELECTRI-CENTERS at first opportunity, or write today for *Pushmatic* Bulletin #493.

BULLDOG ELECTRIC PRODUCTS COMPANY


DETROIT 32, MICHIGAN — FIELD OFFICES IN ALL PRINCIPAL CITIES

IN CANADA: BULLDOG ELECTRIC PRODUCTS OF CANADA, LTD., TORONTO




BULLDOG

HEADQUARTERS FOR ELECTRICAL DISTRIBUTION



“Never called for a serviceman”



New Trier Township High School, Winnetka, Ill., reports 18 years of trouble-free service from Telechron-powered clock and program systems.

“In the 18 years since our first Telechron-powered synchronous clock and program was installed,” writes R. L. F. Biesemeier, Supervising Engineer of the New Trier Township High School, “we have never called for a serviceman.


“Based on our experience, we recommend Edwards Telechron-powered Clock and Program Systems without reservation.”

★ ★ ★

It's a safe recommendation, Mr. Biesemeier . . . because that service record is typical. Edwards systems operate *without* a master clock . . . eliminating all need for otherwise frequent servicing and adjusting at this point in the system. Send for illustrated bulletin on clock and program systems.

EDWARDS

77 years' experience in electrical signaling



CLOCK & PROGRAM • TELEPHONE • FIRE ALARM SYSTEMS

Edwards Co., Inc., Norwalk, Conn. In Canada: Edwards of Canada, Ltd.

Rolling Steel

DOORS

Manually • Mechanically • Power Operated



Rolling Steel Doors are today being selected for more openings in a broader variety of building types than ever before. Why? . . . the answer is simple. The permanence of all steel construction means a lifetime of trouble-free service . . . smooth, rapid vertical action requires a minimum of space adjacent to and above the opening. In Mahon Rolling Steel Doors you get the latest developments in doors of this type . . . more compact and more practical operating devices, curtains made up of interlocking slats of Stainless Steel, Aluminum, or tight-coated Galvanized Steel scientifically cleaned, phosphated, and coated with high temperature oven baked rust inhibiting enamel prior to roll-forming. These, and many other desirable features that characterize Mahon Rolling Steel Doors merit your consideration. See Sweet's for complete information or write for Catalog No. G-49.

T H E R . C . M A H O N C O M P A N Y


Detroit 11, Michigan • Western Sales Division, Chicago 4, Illinois

Representatives in All Principal Cities

Manufacturers of Rolling Steel Doors, Grilles, and Underwriters' Labeled Rolling Steel Doors and Fire Shutters; Insulated Steel Walls; Steel Deck for Roofs, Partitions, Walls, Acoustical Ceilings, and Permanent Concrete Floor Forms.



MAHON STD. POWER OPERATORS



ROLLING STEEL DOORS, SHUTTERS AND GRILLES TO MEET EVERY REQUIREMENT


Mahon Power Operated Rolling Steel Doors recently installed in four double truck openings in a shipping entrance at American Metal Products Company's plant, Detroit, Michigan.

MAHON

*“I don't worry
when I design with Carrara Glass”*

That's how many architects feel about this structural glass. They know that Carrara Glass possesses the properties that assure quality and permanence in a finished job. And there are a lot of reasons for this. In the first place, Carrara is the result of "Pittsburgh's" extensive and untiring research, aimed at helping to solve architectural problems by supplying materials which will produce better jobs. Then, Carrara is a thoroughly versatile and adaptable medium. It offers countless opportunities for original effects, through its beauty . . . its always fresh and modern "feel" . . . its many possible color combinations. It's a finely-machined product; easily handled. Joints are true and even; there is no lippage. It has a closely knit structure. It's impervious to weather, moisture, chemicals, grease, and pencil marks. It doesn't check, craze, fade nor stain. So why not give Carrara Glass serious consideration in *your* plans? It will save you worry; give lifelong satisfaction to your clients.

Architect: Wm. York Cocken, Pittsburgh, Pa.



Carrara *the quality
structural glass*




PAINTS • GLASS • CHEMICALS • BRUSHES • PLASTICS

PITTSBURGH PLATE GLASS COMPANY

**FIGURE IT IN
ALUMINUM**

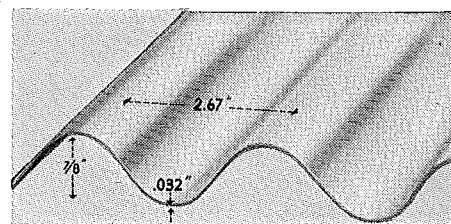
THE METAL THAT *Lasts*



**MORE GOING UP
EVERY DAY!**
ALCOA INDUSTRIAL ROOFING AND SIDING


Most enthusiastic boosters for Alcoa *Industrial Roofing and Siding* are the contractors who have erected it; the plant owners who have tried it. They have found through experience and cost analysis that aluminum-clad buildings are quick and inexpensive to erect; that exterior maintenance costs are practically eliminated.

Alcoa *Industrial Roofing* can't rot, warp or shatter. It needs no protective painting. Light in weight, it goes up fast, makes for lighter dead load. Tough, corrosion resistant, it will support heavy live loads; will last for years without regular maintenance or heavy upkeep costs.



Here are the Details

- THICKNESS:** .032 inches.
- LENGTHS:** 5, 6, 7, 8, 9, 10, 11, and 12 feet.
- WIDTHS:** Roofing sheet, 35 inches. Siding sheet, 33 $\frac{3}{4}$ inches, coverage 32 inches.
- CORRUGATIONS:** $\frac{7}{8}$ inch deep. 2.67 inches, crown to crown.




**WRITE FOR ENGINEERING
AND APPLICATION DATA**

This free book gives detailed information on engineering and erecting buildings using Alcoa *Industrial Roofing and Siding*. Call your nearby Alcoa Sales Office or write, ALUMINUM COMPANY OF AMERICA, 1867L Gulf Bldg., Pittsburgh 19, Pennsylvania.

Load-Carrying Capacity

PURLIN SPACING	CLEAR SPAN	UNIFORM LOAD p. s. f. (Safety Factor, 2)
6'6"	76"	29
6'0"	70"	35
5'6"	64"	41
5'0"	58"	50
4'6"	52"	63
4'0"	46"	80

ALCOA INDUSTRIAL ROOFING AND SIDING



INGOT • SHEET & PLATE • SHAPES, ROLLED & EXTRUDED • WIRE • ROD • BAR • TUBING • PIPE • SAND, DIE & PERMANENT MOLD CASTINGS • FORGINGS • IMPACT EXTRUSIONS
ELECTRICAL CONDUCTORS • SCREW MACHINE PRODUCTS • FABRICATED PRODUCTS • FASTENERS • FOIL • ALUMINUM PIGMENTS • MAGNESIUM PRODUCTS

NOW—A WELDWOOD Flush Veneer Door with Solid Lumber Staved Core




Figure on extra durability, utility, dimensional stability and modest cost when you include the WELDWOOD Solid Lumber Staved Core Flush Veneer Door in your plans.

* * * * *


On your next job—you can plan on obtaining lifelong beauty and satisfaction by specifying this WELDWOOD Door, whether for interior or exterior use.

The Solid Lumber Core gives the door a real feeling of solidity. At the same time the door is substantially lighter than other doors of similar type. Available with face veneers of all the popular species, the WELDWOOD Flush Veneer Door gives you the rich beauty of real wood.

The thoroughly seasoned and kiln-dried basswood lumber laid on edge in staved construction makes the door dimensionally stable—no warping and twisting. And because 100% waterproof phenolic resin glue is used, the door is perfect for either interior or exterior use.

This WELDWOOD Door lends itself especially to cutting light or louvre openings in the field. Or you can obtain the door on order with the openings already prepared.

The addition of this Solid Lumber Staved Core Door complements the present line of popular WELDWOOD Flush Veneer Doors, including the WELDWOOD Standard Door (with *incombustible mineral core*) and the WELDWOOD Fire Door which carries the Underwriters' Class "B" Label. Write or contact our nearest branch for full information on the complete assortment of Weldwood Doors.




UNITED STATES PLYWOOD CORPORATION

55 West 44th Street, New York 18, N. Y.

Distributing units in Albany, Baltimore, Boston, Brooklyn, Buffalo, Chicago, Cincinnati, Cleveland, Detroit, Fresno, Glendale, East Hartford, High Point, Indianapolis, Los Angeles, Milwaukee, Newark, New Hyde Park, N. Y., New York, Oakland, Philadelphia, Pittsburgh, Portland, Ore., Richmond, Rochester, San Francisco,

Seattle, Spokane, St. Paul, Toronto. Also U. S.-Mengel Plywoods, Inc., distributing units in Atlanta, Birmingham, Dallas, Houston, Jacksonville, Kansas City, Louisville, New Orleans, San Antonio, St. Louis, Tampa. In Canada: United States Plywood of Canada, Limited, Toronto. Send inquiries to nearest point.



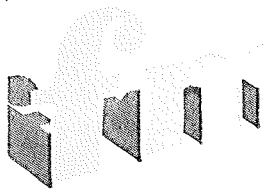
rely on Medart... for complete planning service

MEN still debate the question of the chicken or the egg. But for the right kind of installations there's no question that planning comes *first!* The use of Medart planning and engineering facilities, for honest, unbiased analysis of your problems adds no cost to the job. BUT... the savings in cost in arriving at the proper kind of installation based on your architectural requirements... are likely to be considerable.

Whether you're planning a complete installation or partial replacements... it costs no more and results are sure if you let Medart help you plan.

MEDART MAKES

- Gymnasium Apparatus
- Basketball Backstops
- Telescopic Gym Seats
- Basketball Scoreboards
- Acromat-Trampolin
- Steel Lockers
- Steel Lockerobes



FRED MEDART PRODUCTS, INC.

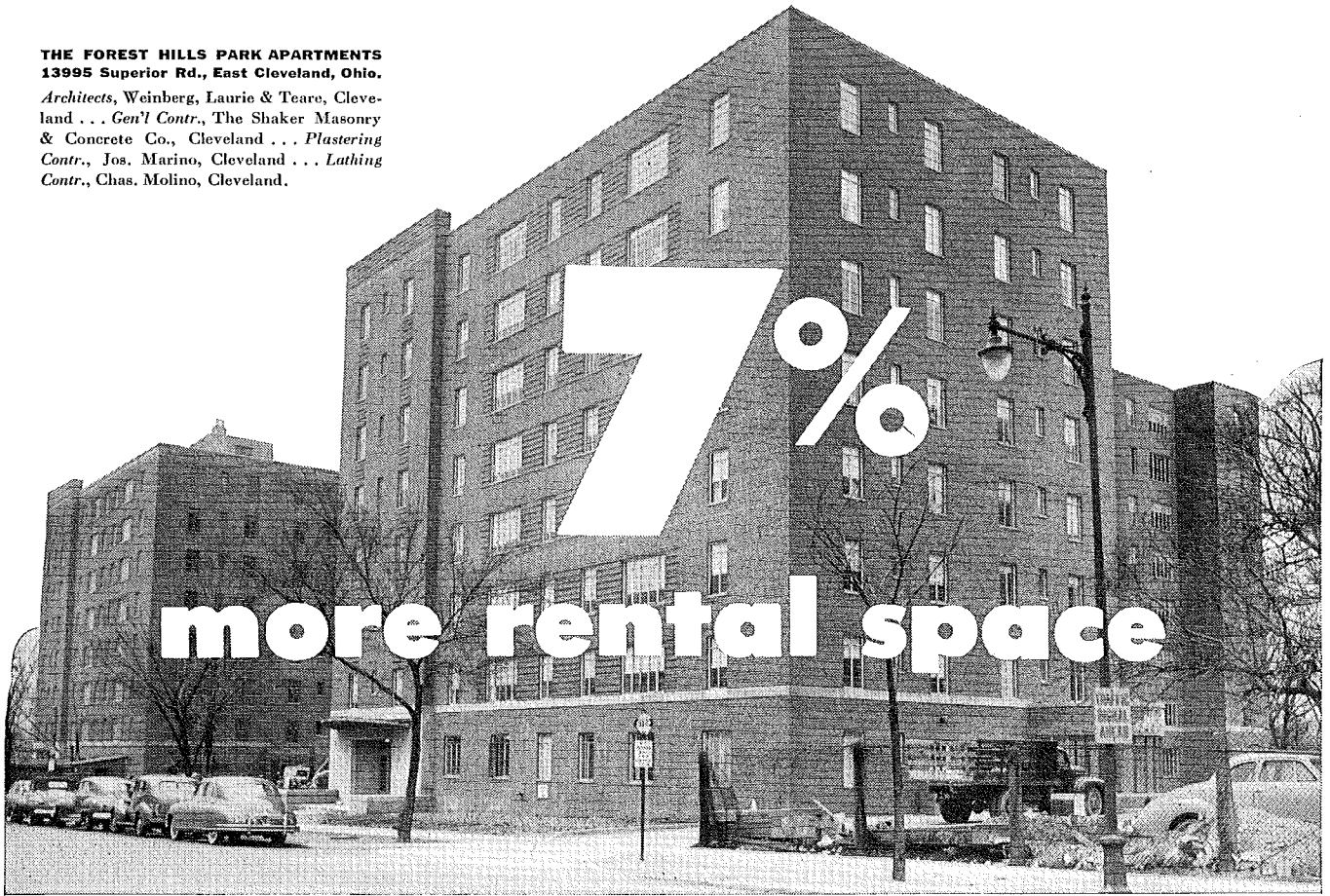
3535 DE KALB ST.

ST. LOUIS 18, MO.

LEADERS FOR OVER 75 YEARS IN THE MANUFACTURE OF SCHOOL EQUIPMENT

THE FOREST HILLS PARK APARTMENTS
13995 Superior Rd., East Cleveland, Ohio.

Architects, Weinberg, Laurie & Teare, Cleveland . . . Gen'l Contr., The Shaker Masonry & Concrete Co., Cleveland . . . Plastering Contr., Jos. Marino, Cleveland . . . Lathing Contr., Chas. Molino, Cleveland.




with Gold Bond Solid Partition System

ARCHITECTS Weinberg, Laurie and Teare saved about 4" per wall in these fine new Cleveland apartments by using the Gold Bond 2 inch Solid Partition System. This modern system combines solid Gold Bond Plaster and Metal Lath to give super strength partitions, about 2 inches thick, that are *fireproof* and effectively subdue noise transmission. But the big plus is approximately 7% increase in the income-producing living space.

What's more, the architect is relieved of one big worry when he specifies Gold Bond materials right down the line because the responsibility for performance is centered on one dependable manufacturer—the National Gypsum Company. For your next job, check up on the Gold Bond Solid Partition System. Fully described in Sweet's, or drop us a card for a 15 minute demonstration—no obligation!


NATIONAL GYPSUM COMPANY, BUFFALO 2, N. Y.



You'll build or
remodel better with
Gold Bond

Over 150 Gold Bond Products, including gypsum lath, plaster, lime, wallboards, gypsum sheathing, rock wool insulation, metal lath products and partition systems, wall paint and acoustical materials.

NO PROJECT TOO LARGE —



APARTMENTS

OR TOO SMALL FOR SARCOTHERM



HOMES

Because large conventional hot water projects and deluxe radiant heating jobs have given Sarcotherm more than ordinary publicity lately, is no reason to overlook stores, offices, factories and individual homes.

For Sarcotherm is the delight of any heating man who is in competition, either as to the over-all price of the heating job or the luxurious comfort and convenience that various hook-ups with Sarcotherm can provide.


Control by the Weather

Sarcotherm is a simple mixing valve, actuated by two liquid filled thermostats, inside and outside the building. Warm return water is mixed with hot boiler water, and delivered at the temperature needed at that particular hour. It is all mechanical—no electricity, or compressed air. No mysteries to explain to the owner.

And Sarcotherm is extremely flexible. Multiple zone control, split systems, automatic set-backs and double switch lines can be incorporated with ease.

THE NEW SARCOTHERM CATALOG and TECHNICAL BULLETINS ARE AVAILABLE FOR YOUR FILES

FACTORIES



Three Sarcotherms on zone control in motel.

Sarcotherm

SARCOTHERM CONTROLS, INC. • Empire State Bldg. • NEW YORK 1, N. Y.

Something New



ARCHITECTS:
Ranch Plank Floors
give your homes
added style at no
extra cost.

Mail coupon for new literature



E. L. BRUCE CO.
Box 397
Memphis 1, Tenn.

Tell me more about Bruce Ranch Plank Floor.

Name.....

Firm.....

Address.....

City and State.....

BRUCE
Ranch Plank
FLOOR

in Oak Floors!



Bruce Ranch Plank Floor

IT'S BEAUTIFUL! IT'S DISTINCTIVE!

YOU'LL BE AMAZED AT ITS MODERATE COST!

■ Bruce has done it again! This new Ranch Plank Floor promises to be one of the most popular and practical floor types ever developed. With alternate $2\frac{1}{4}$ " and $3\frac{1}{4}$ " widths, walnut pegs and beveled edges, it gives the rich, distinctive effect of a very expensive floor.

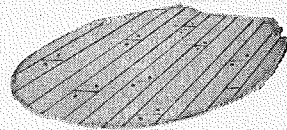
Yet, the Ranch Plank Floor is inexpensive . . . in fact, costs little more than an ordinary floor. It's so easy to install, too . . . blind nailed like a regular strip floor. And there's no sanding or finishing on the job, because Ranch Plank is pegged and finished at the factory. This flooring is packaged in end cartons, too, for complete protection and easy handling.

The beautiful new "Decorator" Finish on Ranch Plank pleases everyone and harmonizes with any interior color scheme. Architects and interior decorators praise this beautiful oak floor for all types of homes and apartments.


You'll want to see for yourself what the Ranch Plank Floor offers you. So mail the coupon below for complete information and new literature with color photographs.

E. L. BRUCE CO., MEMPHIS 1, TENN.

Look at these features!




Alternate-width oak strips with walnut pegs give Ranch Plank a "handcrafted" appearance.



The famous "Scratch Test" Finish is factory-applied in a new, mellow "Decorator" Shade.


ADAPTED TO ALL ARCHITECTURAL STYLES




Modern



Ranch



Traditional




Apartments



CONSERVATIVE GOOD TASTE characterizes bank modernization today . . . and a strikingly apt medium is ENDURO Stainless Steel—in exterior trim, escalators, stairways, architraves and bank fittings. Banks and financial houses, ultra-conservative in the past, are finding functional design to be a stimulus to better customer relations.

Enduro—THRIFTY METAL OF 10,000 USES



THE METAL THAT SAYS "COME IN" . . . "KEEP OUT"

Republic ENDURO Stainless Steel . . . one of the most versatile materials at the architect's command . . . lends itself perfectly to functional design, simplicity, good taste, and to the *eye-appeal* that says, "Welcome! We value your patronage!" No less does its obvious strength and toughness, standing guard over architraves and no-admittance areas of the bank proper, tell the prowler, "Keep Out!"

Decoratively, ENDURO's versatility gives full rein to the architect's creative imagination. Its high strength-to-weight ratio makes it practical in thin section, readily contoured, shaped or surface-patterned. Its resistance to

corrosion and its ease of cleaning broaden its applications and make it permanently beautiful. Structurally ENDURO is rugged, lightweight, resistant to heat and cold, has a low coefficient of expansion and possesses unusually long life. It is the *architect's metal!*

If not fully conversant with ALL of ENDURO's characteristics, see Sweet's Architectural File or write today to:

REPUBLIC STEEL CORPORATION


Alloy Steel Division • Massillon, Ohio
GENERAL OFFICES • CLEVELAND 1, OHIO
 Export Department: Chrysler Building, New York 17, N. Y.


Enduro **STAINLESS STEEL**

REG. U. S. PAT. OFF.



✓ **Check ALL 10 Advantages:** • RUST AND CORROSION-RESISTANCE • HEAT-RESISTANCE • HIGH STRENGTH • NO METALLIC CONTAMINATION • SANITARY SURFACES • EASY TO CLEAN • EYE APPEAL • EASY TO FABRICATE • LONG LIFE • LOW END COST.





Lamps that make you hungry

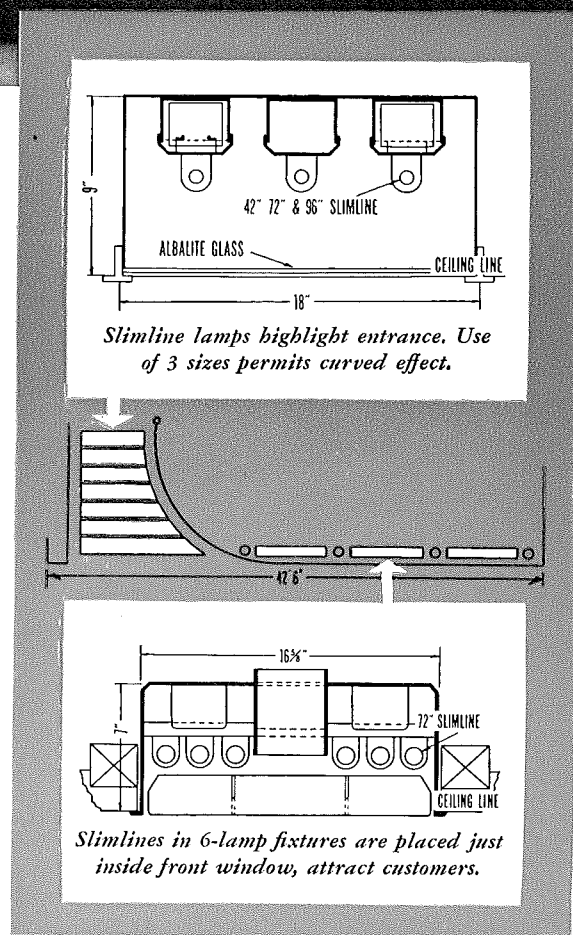
REMODELING and relighting with General Electric fluorescent lamps helped increase business 136% in one of Thompsons Restaurants (Chicago) shown above.

Management says the new lighting "... attracts the attention of passersby . . . makes the food appear more appetizing than ever before."

General Electric slimline fluorescent lamps in modern fixtures are used over the entrance and just inside the front window. Their high light output attracts customers. The long, unbroken lines of light give a clean, modern effect.

Other G-E slimline features important to owners are instant starting (no starters needed), ease and economy of maintenance and long life.

Whatever lamps *your* design calls for, specify General Electric. There are more than 10,000 types and sizes of G-E lamps to choose from, all constantly improved by research to **STAY BRIGHTER LONGER.**



8' G-E slimline fluorescent lamp



You can put your confidence in—

GENERAL  **ELECTRIC**

WORTHINGTON

AIR CONDITIONING REPORT

WORTHINGTON PUMP AND MACHINERY CORPORATION
HARRISON, NEW JERSEY

Specialists in air conditioning
and refrigeration
for more than 50 years


New Weather-Making Plant Has Finger-Tip Control

*Thermostats Each 14 Feet, Four Fan Rooms
On Each Floor, Assure Flexibility*

A weather factory huge enough to turn out a ton of ice every day for every office in the new General Petroleum building, but sensitive enough to supply a different temperature every fourteen feet throughout the entire half-million square foot structure . . . that's the heating and air conditioning plant in General Petroleum Corp.'s new building in Los Angeles.

Basic approach in design of the equipment, which was done by the office of Ralph E. Phillips, consulting mechanical and electrical engineers, was determined by Southern California weather which may require the building to be heated and cooled simultaneously. One duct brings cooled air and the other heated air to all portions of the building.


The outlets are spaced to fit the modular design of the building which is on a 14 and 7 foot plan. Outlets are located each 14 feet on most floors; a few floors, where smaller offices



may be used, have outlets every 7 feet.

Each outlet has its own thermostatic control—more than a thousand controls altogether. Since most offices are 14 feet in width, that means each office can choose its own weather.

The controls operate dampers



which automatically mix the hot and cold air to provide the desired temperature. A minimum of six and an average of eight complete air changes hourly are provided.

Feeding the air to the twin-duct system are 48 fan rooms. Four are located on each floor from the second to the top floor of the 13-story building. Each fan room contains heating and cooling coils and a 3 horsepower electrically driven fan flowing 7500 cfm.

The refrigeration plant consists of three Worthington 300-hp centrifugal compressors, using "Freon 11", with a capacity of 333 tons each. Chilled water from the refrigeration plant is circulated to the cooling coils in the fan rooms, from where the cooled and conditioned air is distributed throughout the building. Cooling towers are located on the roof.

W. S. Kilpatrick & Company, Los Angeles, contractors. Wurdeman & Becket, Los Angeles, Architects.


Hot News Gets Cooled Off

The Nashville Tennessean and the Nashville Banner are published in Newspaper Printing Corp.'s air conditioned building.

The entire building, with the exception of the press room with its large printing roll presses, is air conditioned with Worthington equipment. Executive offices have individual temperature control. Multiple zone control for the building is provided by using face and by-pass dampers plus hot water reheat.

Air conditioning is provided by a Worthington centrifugal refrigeration system with a 150 ton refrigeration capacity. Chilled water is distributed to nine AVY and AHY type central plant air conditioning units which have chilled water cooling coils. A Worthington chilled water pump and two tower pumps complete the equipment for the system.

Architects and Engineers: Marr & Holman, Nashville. Contractors: J. M. Gallagher Co., Nashville.



Looks . . . and Feels Different

The Kaufman Department Store in Colorado Springs, Colorado, starts its 54th year in business with a new look and a different climate. All three floors of the store are air conditioned with Worthington equipment, which includes a 6HF4 Freon-12 condensing unit and a 4HF4 Freon-12 condensing unit. The latter controls temperature of basement and first floor, the 6HF4 unit controls second floor. Zone control is used by both. Consulting engineer: Douglas Jardine, Colorado Springs, Colorado.

A9-21



WORTHINGTON



AIR CONDITIONING AND REFRIGERATION

A complete line . . . in which all the vital components are made, not just assembled by Worthington. For more worth with Worthington, see your nearby Worthington distributor (consult Classified Telephone Directory).

**Voltage
loss goes
down...**

HI-EFFICIENCY FEEDER ® BUSDUCT offers a new high in the efficient distribution of power and light . . . by reducing voltage loss to less than 2 volts per 100 feet at 80% power factor.

This modern, steel enclosed, ventilated-type electrical feeder is designed to provide a lifetime of just such efficient electrical service in the transfer of heavy current from service entrance to distribution center, from generators to switchboards or from switchboards to distribution centers.

The photos shown are of a recent 4000 amp., 3 phase, 4-wire ® Hi-Efficiency Busduct installation. Note that sections can be run horizontal or vertical, up and around pipes or other difficult angles, and through walls, floors or ceilings.




In addition to its extreme flexibility, minimum voltage loss and reliability of service, Feeder ® Busduct is readily accessible, reduces maintenance and provides for future expansion.

Furnished in 2, 3 or 4 conductors, 600 to 4000 amps., 600 volts AC or less.


**... when
Hi-Efficiency
FEEDER**



**BUSDUCT
goes up!**




Your ® Representative will gladly discuss the electrical advantages of a Busduct system for your plant. Or if you prefer, write for Busduct Bulletin 701.



Frank Adam Electric Co.

ST. LOUIS 13, MISSOURI

**Makers of BUSDUCT • PANELBOARDS • SWITCHBOARDS • SERVICE
EQUIPMENT • SAFETY SWITCHES • LOAD CENTERS • QUIKHETER**



The Dormitory of Tomorrow

in Beautiful
Architectural
Concrete

Appleby Hall, Claremont Men's College, was designed with concrete walls, floors, stairs, balconies and roof slab to withstand seismic forces. Allison & Ribbe, architects. E. S. McKittrick Co., Inc., contractor.

THE new dormitories at Claremont Men's College, Claremont, Calif., featuring a simple floor plan and functional design, strike a strong masculine note as executed in architectural concrete.

Architectural concrete is adaptable to any style the architect may conceive. While it is rugged and enduring, it can be molded economically into delicate ornamentation possessing a sculptural quality.

By following the tested principles of quality concrete construction architects can design architectural concrete buildings capable of resisting the climatic conditions prevailing in any part of the country, no matter how severe they may be.

PORTLAND CEMENT ASSOCIATION

33 WEST GRAND AVENUE, CHICAGO 10, ILLINOIS

A national organization to improve and extend the uses of portland cement and concrete . . . through scientific research and engineering field work

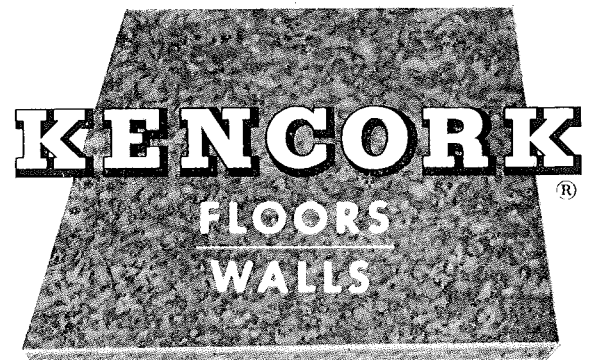


Its loveliness endures...

Kencork's practical luxury actually costs less!

No other floor is so practical... Yes, Kencork actually saves your clients money because these beautiful mellow-tone cork tiles need no expensive floor coverings... their beauty alone is enough! And years of use won't dim their loveliness. Kencork Floors in use 30 years and more still refuse to show signs of wear! Practical Kencork is easier to care for, too... requires only occasional waxings.

No other floor is so luxurious... Wonderful to walk upon, the quiet luxury of Kencork lends distinctive elegance to every room. The rich tones blend harmoniously with fabrics of every type... compliment the beauty of every color scheme. It's hard to believe that Kencork's wealth of luxury costs so little! You'll find it pays to specify Kencork.



DAVID E. KENNEDY, INC., 58 Second Ave., Brooklyn 15, N. Y. • 1211 NBC Bldg., Cleveland 14, Ohio • 225 Moore St. S. E., Atlanta 2, Ga. • 452 Staller Bldg., Boston 16, Mass. • 17th and Sansom St., Philadelphia, Pa. • 4532 So. Kolin Ave., Chicago 32, Ill. • 350 Fifth Ave., New York 1, N. Y. • 1440 11th St., Denver 4, Colo. • 2205 Grand Ave., Kansas City 8, Mo. • 4501 Santa Fe Ave., Los Angeles 11, Calif.

DAVID E. KENNEDY, INC., 58 2nd Ave., Brooklyn 15, N. Y. ... RESILIENT TILE FLOORING FOR FIFTY YEARS
 Corporation of beautiful Cork Tile Flooring—Also Makers of famous Guaranteed Kentile Flooring



TOM HENDERSON
FAMOUS COLLIER'S CARTOONIST

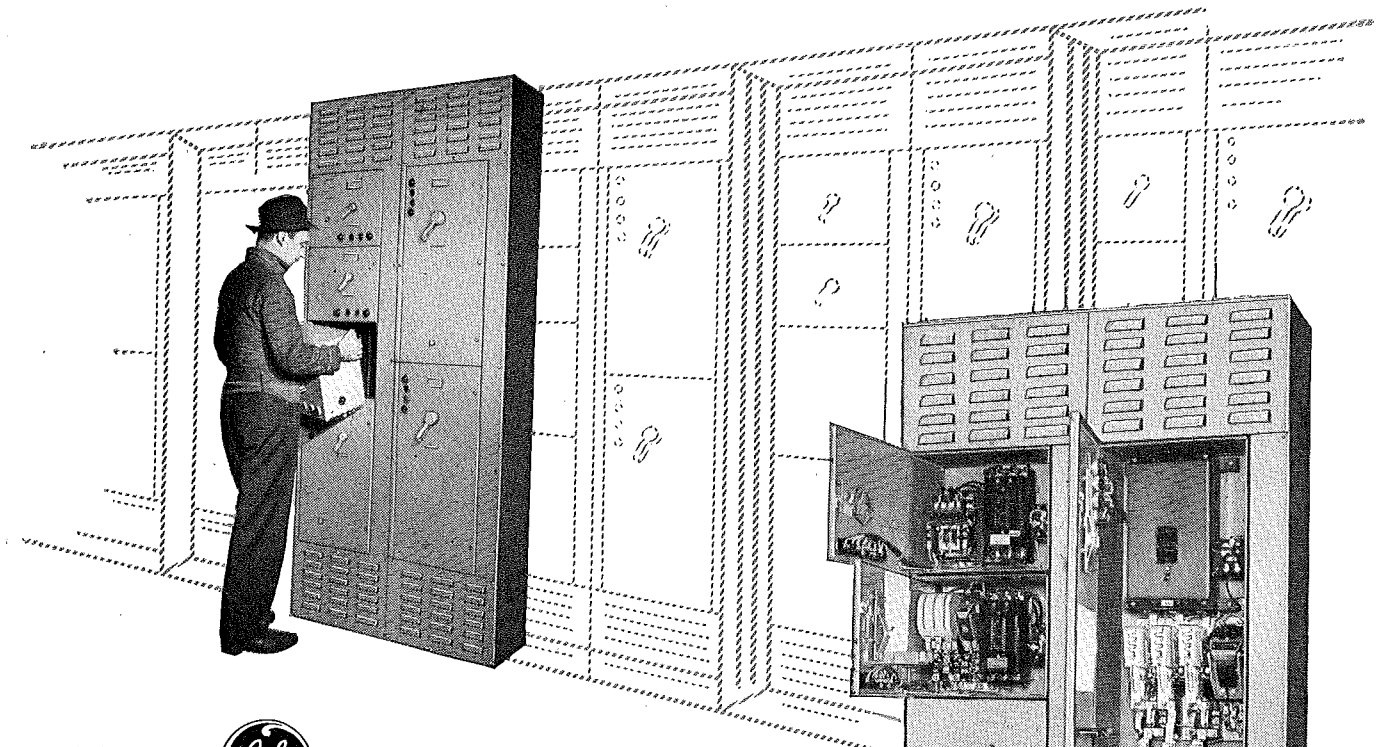
"Boy, I'm glad we gotta guide who knows

Everything Hinges on Hager!"



C. HAGER & SONS HINGE MFG. CO. • St. Louis, Mo.

FOUNDED 1849 — EVERY HAGER HINGE SWINGS ON 100 YEARS OF EXPERIENCE




NEW CONTROL CENTER

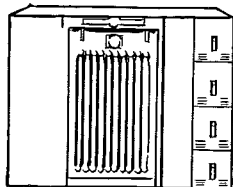
...grows with your load!

Standardized, self-enclosed starter units make building-on easy—As your system expands, these new motor-starting units can be replaced easily with larger ones because widths are uniform, heights proportionate. Complete new sections can be added alongside, or backed-up to, existing sections. Front-connected wiring and snap-on contacts make installation and servicing easy.


Development of this control center is yet another proof that General Electric keeps abreast of commercial-building needs with complete electric equipment for elevator, pump and blower drives—power distribution and conversion purposes. Your nearest G-E sales office will have an application engineer help you plan your entire system. Also, write for Bulletin GEA-4979, "New G-E Motor Control Center." Apparatus Dept., General Electric Co., Schenectady, N. Y.




EQUIPMENT FOR COMMERCIAL BUILDING



Power-distribution Systems



Rectifiers for Power Conversion



Motors and Control

GENERAL ELECTRIC

685-105

A gracious greeting that speaks louder than words

LEES Contract Carpets

Silence is golden! Especially when it's the quiet luxury of Lees Contract Carpets—saying "Welcome" to your guests. Lees Carpets are good economy too. Loomed from 100% imported wool dyed in stainless steel vats by Lees special formula—

they're woven to stand heavy traffic. A wide choice of colors, patterns, textures, fabrics—traditional or modern. Custom designs for special interiors. A Lees installation is always an individual creation...not "just another job".

Send for specific information from James Lees and Sons Company, Contract Carpet Division, Bridgeport, Penna.; or Showroom No. 1814, Merchandise Mart, Chicago, Ill.



JAMES LEES AND SONS COMPANY, BRIDGEPORT, PENNA. • MAKERS OF LEES CARPETS, COLUMBIA AND MINERVA HAND-KNITTING YARNS

with these windows you
remember the window washer

*But Forget All
Other Maintenance!*

Yes, routine washing is the *only* maintenance these Adlake Aluminum Windows will ever require.

Thus before you know it, by eliminating all maintenance cost, they'll pay for themselves. What's more, they'll last as long as the building.

ONLY ADLAKE WINDOWS have the combination of woven-pile weather stripping and patented serrated guides that assures minimum air infiltration and absolute finger-tip control. And Adlake Windows never warp, rot, rattle, stick or swell. They retain their good looks and easy operation for the life of the building.

FOR THE WHOLE STORY on how Adlake Aluminum Windows save maintenance costs and give worry-free operation, drop us a post card today. Address The Adams & Westlake Company, 1102 North Michigan Avenue, Elkhart, Indiana. No obligation, of course.

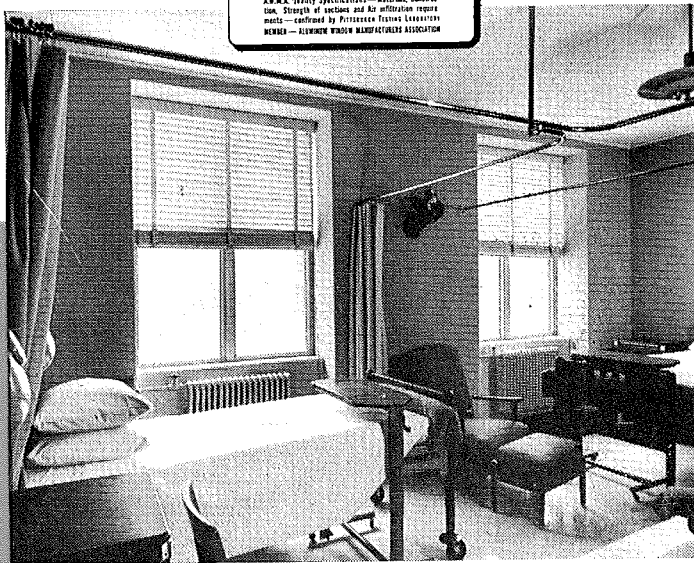
ADLAKE ALUMINUM WINDOWS
have these "plus" features

- Minimum Air Infiltration
- Finger-tip Control
- No Warp, Rot, Rattle, Stick
- No Painting or Maintenance
- Ease of Installation




THE
Adams & Westlake
COMPANY

Established 1857 • ELKHART, IND. • New York • Chicago




Pratt Diagnostic Hospital, Boston, Mass.
Installations: 486 Adlake double-hung Aluminum Windows
Architect: Reinhardt-Hofmeister & Walquist, N. Y. Contractor: Barr & Lane, Boston

**WILL THAT
COOLING SYSTEM
BE
HAUNTED?**



assure *lasting* silence . . .

Specify QUIET MARLO COOLING UNITS



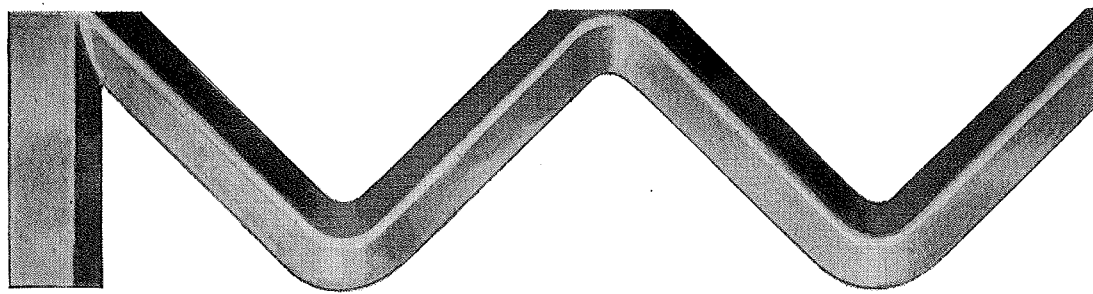
MARLO-HEAT-TRANSFER
Since 1925

Quiet as a Sleeping Kitten, Marlo Ceiling type and Floor type air conditioning units eliminate the disturbing noises formerly accepted as "necessary evils" of air conditioning and cooling systems. Compactly designed with all metal, enclosed construction, they're built to serve silently . . . dependably . . . and economically.

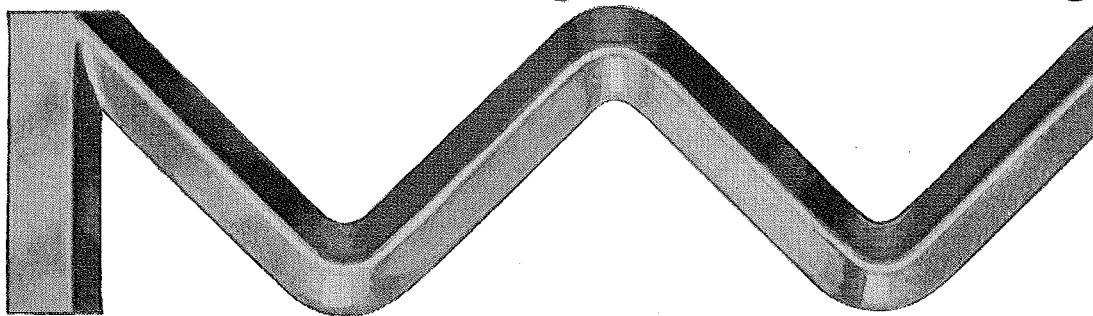
Also noted for their quiet, dependable performance, Marlo Evaporative Condensers and Cooling Towers are unseen . . . with below-the-parapet installation . . . operate with up to 95% water savings . . . all extra advantages that please your clients!

Send for data on the complete line of MARLO Cooling and Heating Equipment

Marlo COIL CO. • 6135 Manchester Rd. • St. Louis 10, Mo.



Specify Anaconda Through-Wall Flashing



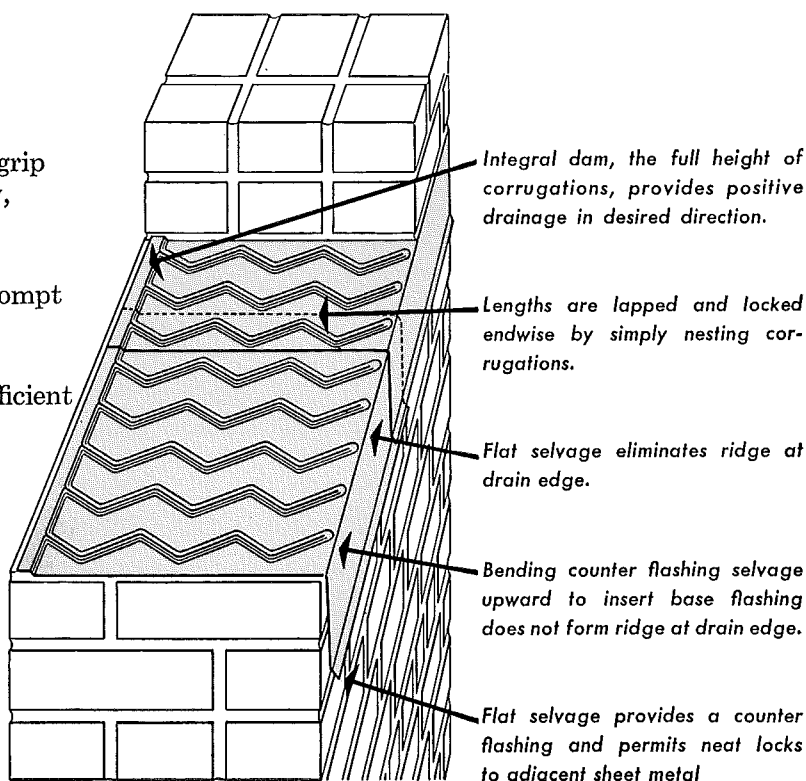
the flashing that drains itself dry

better because . . .

- 1** ANACONDA herringbone corrugations grip mortar firmly, strongly—permanently, above and below.
- 2** ANACONDA design assures proper—prompt—complete drainage.
- 3** ANACONDA flat selvage makes neat, efficient installation easier—faster.
- 4** Integral one-piece corner flashings are available.



*Standard outside corner flashing unit.
Dam on outside, drains in.*



For complete architectural data on ANACONDA Through-Wall Flashing, let us send you booklet C-28. Just address The American Brass Company, Waterbury 20, Connecticut. In Canada: Anaconda American Brass Ltd., New Toronto, Ontario.

4905

For sure protection **ANACONDA**
THROUGH-WALL FLASHING


With JOHN HANCOCK it's a POLICY

ARCHITECTS • ENGINEERS:
Cram & Ferguson,
Boston, Mass.

BUILDERS:
Turner Construction Co.,
Boston, Mass.

For this new
home office building,
as for its predecessor
constructed 26 years ago,
The John Hancock Mutual
Life Insurance Company
chose

STANLEY BALL BEARING BUTT HINGES



One thing they have in common . . .

this beautiful new, completely modern building which towers 26 stories into the sky over Boston, Massachusetts, and the old Home Office of The John Hancock Mutual Life Insurance Company that has stood for a quarter century near Copley Square—

both buildings are equipped with Stanley Ball Bearing Butt Hinges, three to a door.

A satisfied client is the best recommendation an architect can have.

If you want hinges that last on buildings *you* plan, make it a policy to specify Stanley. For nearly half a century the Stanley Ball Bearing Hinge has been the "architect's hinge". On *all* hardware, in fact, you'll find the Stanley trade mark good insurance. The Stanley Works, New Britain, Connecticut.

STANLEY

Reg. U.S. Pat. Off.

HARDWARE • HAND TOOLS • ELECTRIC TOOLS • STEEL STRAPPING.

For concrete structures large and small

Specify American Welded Wire Fabric



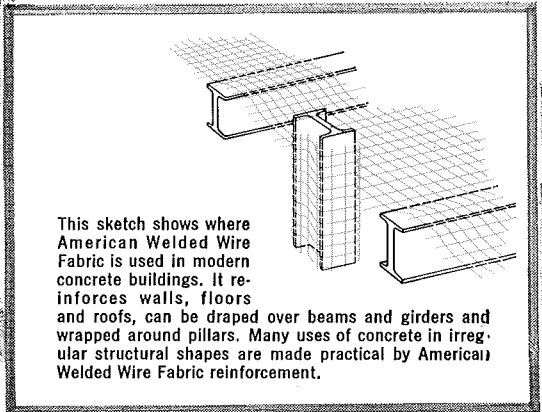
From the world's largest building to small homes—in schools and hospitals, in churches, stores, highways, bridges and viaducts—many of the countless uses of concrete construction are made possible by welded wire fabric reinforcement. And in an impressive number of them you will find American Welded Wire Fabric. It has proved to be the most efficient and economical reinforcement for all sorts of concrete construction.

American Welded Wire Fabric, with its many closely spaced strands of cold-drawn high yield point steel, comes in long rolls and flat sheets. Both provide continuous reinforcement for large areas of floors, walls and roofs. They can be fitted to girders, pillars, beams and other irregular structural shapes. With American Welded Wire Fabric you can reinforce all parts of all concrete structures.

American Welded Wire Fabric can be placed quickly, lies flat and stays in place during pouring. And, since thinner slabs carry higher allowable stresses, you need less steel, less concrete. These savings in construction time, in labor and material costs, are among the important reasons why so many architects and engineers specify U·S·S American Welded Wire Fabric for concrete structures of all sizes.

Many standard designs and sizes of fabric are now readily available. Our technical staff will be glad to supply complete data, to help you select the fabric best fitted to your requirements. Just drop a line to the nearest office on our list, there is no obligation.

AMERICAN STEEL & WIRE COMPANY, GENERAL OFFICES: CLEVELAND, OHIO
COLUMBIA STEEL COMPANY, SAN FRANCISCO, PACIFIC COAST DISTRIBUTORS
TENNESSEE COAL, IRON & RAILROAD COMPANY, BIRMINGHAM
SOUTHERN DISTRIBUTORS
UNITED STATES STEEL EXPORT COMPANY, NEW YORK



This sketch shows where American Welded Wire Fabric is used in modern concrete buildings. It reinforces walls, floors and roofs, can be draped over beams and girders and wrapped around pillars. Many uses of concrete in irregular structural shapes are made practical by American Welded Wire Fabric reinforcement.


Every type of concrete construction needs



AMERICAN WELDED WIRE FABRIC
reinforcement

U N I T E D S T A T E S S T E E L

"ISN'T THAT A SMOOTH-SURFACED ASBESTOS ROOF DOWN THERE?"



"SURE, AND THAT MEANS FIREPROOF, ROTPROOF, WEATHERPROOF FELTS"

Yes-it's a Flexstone* Roof

Each ply is a flexible covering of stone!

● The secret of a Johns-Manville Flexstone Roof is in the *felts*. They're made of fireproof, rotproof, enduring *asbestos*.


Flexstone Built-Up Roofs won't dry out from the sun . . . need no periodic coating. They're *smooth-surfaced*, too—permit thorough drainage . . . make any damage easy to locate and repair. They are engineered to each job . . . applied only by J-M Approved Roofers.

J-M Asbestos felts are perforated to make application easier . . . give you a smoother job and conform better to irregularities in the roof deck.

Send for Flexstone brochure BU-51A. Contains complete specifications. Address: Johns-Manville, Box 290, New York 16, N. Y. *Reg. U. S. Pat. Off.



"THAT'S NOT ALL. NO SLAG OR GRAVEL! NO EXCESS WEIGHT!"



Made of ASBESTOS

Johns-Manville FLEXSTONE* Built-Up Roofs

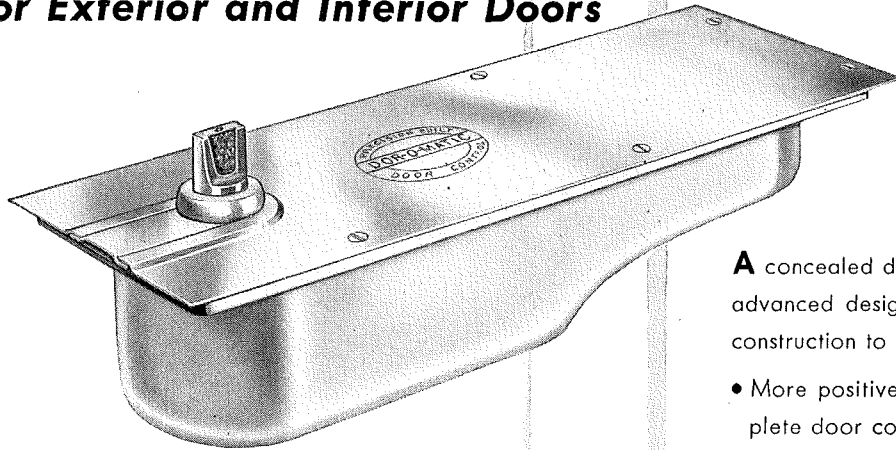
CORRUGATED TRANSITE* • ACOUSTICAL CEILINGS

DECORATIVE FLOORS • *TRANSITE WALLS • ETC.

DOR-O-MATIC

DOOR CONTROL

For Exterior and Interior Doors



A *Logan* PRODUCT

Dor-O-Matic Controls are now manufactured and distributed by Logan Engineering Co., makers of precision mechanical equipment known and used throughout the world. The Logan quality reputation is added assurance of outstanding performance from every Dor-O-Matic Door Control you specify.


The Dor-O-Matic Control is available in forty different models to meet a wide variety of application requirements. Write today for full information.

A concealed door control with advanced design and precision construction to produce. . .

- More positive and more complete door control.
- Longer service life under all service conditions.
- Complete adaptability to modern design.

NEW Dor-O-Matic Folder

sent on request.
It belongs in your specifications file.




DOR-O-MATIC

DIVISION OF
LOGAN ENGINEERING CO.

4908 W. Lawrence Ave., Chicago 30, Illinois


Take advantage of this

**UNEQUALED
EXPERIENCE
UNEQUALED
PRODUCTION**




Aerofin manufactures finned heat-transfer surface exclusively. The experience gained by such specialization permits the selection of just the right surface and materials for each particular job — for each application.

When you specify Aerofin finned heat-transfer surface, you specify high efficiency, long life and easy maintenance. As pioneer in the field, Aerofin has developed unequalled know-how and production facilities to apply to your particular heat-transfer application. Continual research accounts for the accuracy of Aerofin's published ratings. You can use them with full confidence.




Attention to the many details that make up the completed unit typifies the Aerofin way. For instance, in this particular coil, careful brazing of the return tubes to the header plates assures leak-proof construction.

*Throughout the
Air Conditioning Industry*



**Aerofin units do the job
Better, Faster, Cheaper**



Aerofin controls every phase in the production of its finned heat-transfer coils and units. This control is maintained by rigid specifications and inspection, and all assembly is done in the Aerofin plant.

AEROFIN CORPORATION

410 South Geddes St. SYRACUSE 1, N. Y.

NEW YORK • CHICAGO • CLEVELAND • DETROIT • PHILADELPHIA • DALLAS • SAN FRANCISCO • MONTREAL

*Made with
WHEELING
Expanded Metal
at low cost...*

*A Distinctive
Store Front*




Sanders and Malsin, Architects

Appreciating the decorative texture of Wheeling Expanded Metal, architects Sanders and Malsin utilized it for this unusual Coward Shoe Store facade in Brooklyn.

ExM panels, shipped cut to size, framed and painted by Wheeling, were installed by two men in a day. Total cost was nearly $\frac{1}{3}$ less than any alternate type of treatment. A feature is the ease of mounting special store front displays attached to the rigid mesh, or even by substituting other panels bolted to the supporting steel.

The ExM weathers evenly without streaks, preserving its interesting texture. Available in many weights and mesh sizes, easily shaped, it offers many architectural possibilities. Your inquiries will be welcome.




WHEELING EXPANDED METAL is expanded from a solid plate of steel into flat sheets of diamond mesh fabric. Available in many weights and sizes for a wide variety of uses from stair treads to ventilator grilles.

WHEELING CORRUGATING COMPANY
WHEELING, WEST VIRGINIA

Atlanta • Boston • Buffalo • Chicago • Cleveland • Columbus • Detroit • Kansas City
Louisville • Minneapolis • New Orleans • New York • Philadelphia • Richmond • St. Louis



102½ MILES OF REVERE COPPER WATER TUBE AT OAK RIDGE, TENN.



500 Permanent Homes to be heated by RADIANT PANEL METHOD

This huge project of 500 permanent homes being built for the U. S. Atomic Energy Commission at a cost of \$6,500,000.00 by John A. Johnson & Sons, Inc., Oak Ridge, Tenn., will consume 540,900 feet of Revere Copper Tube to be used for radiant panel heating, water lines and service connections.

As more and more radiant panel heating systems are being installed, more and more contractors and builders are finding out that they like to work with Revere Copper Tube. They have found they can trust it to guard against leaks, inadequate flow and faulty circulation . . . that it is unusually easy to handle and bend, has full wall thickness and close dimensional tolerances so essential for tight soldered joints. And, installed, Revere Copper Tube costs little or no more in the first place . . . may be much less in the long run.

NEW REVERE BOOKLET MAKES IT EASY TO DESIGN FOR RADIANT PANEL HEATING


This booklet, "A Simplified Design Procedure For Residential Panel Heating," contains the most simple, rapid method of design for panel heating ever devised. Send for your *free* copy today!

REVERE
COPPER AND BRASS INCORPORATED


Founded by Paul Revere in 1801

230 Park Avenue, New York 17, New York

Mills: Baltimore, Md.; Chicago, Ill.; Detroit, Mich.; Los Angeles and Riverside, Calif.; New Bedford, Mass.; Rome, N. Y.—Sales Offices in Principal Cities, Distributors Everywhere.




TO SAVE TIME AND MONEY IN HANDLING and installing the radiant panels for heating, the Revere Copper Water Tube was speedily bent into wooden forms by hand, then wired to temporary frames and stacked flat until needed. Tube sizes run from ¾" to 1¼".




VIEW AT OAK RIDGE, TENN., of the 500 permanent homes built for the U. S. Atomic Energy Commission. Architects—Skidmore, Owings & Merrill, Chicago, Ill., Oak Ridge, Tenn. Plumbing Contractor—Brown Plumbing & Heating Co., Birmingham, Ala. Revere Tube furnished by Crane Co., Birmingham, Ala.

Aerofuse

IN SAN FRANCISCO




AEROFUSE AT MAGNIN'S



AEROFUSE AT DOHRMAN'S




AEROFUSE AT MACY'S



AEROFUSE AT THE CITY OF PARIS



TYPE EAC
WITH
NO. 4 CONTROL UNIT




The new Type EAC is equipped with a manually-operated auxiliary effective area control ring that provides a simple method of varying performance by adjustment of throw . . . No. 4 Control Unit assures minute regulation of volume. Another recent addition to the Aerofuse line, Type ES meets the need for a fixed-type high capacity diffuser.

A Partial List of Other Aerofuse Installations in the San Francisco Area

- Philippine Air Lines
- Y. C. Morris
- Pacific Gas & Electric Co.
- Real Estate Associates Bldg.
- Wells Fargo Bank
- Call-Bulletin Bldg.
- Roos Bros. San Jose
- Oakland Army Base Warehouses Oakland
- Crocker Union Bank Bldg. San Bruno
- S. S. Lurline
- S. S. Matsonia

It isn't surprising that important air conditioning installations on San Francisco's famed Union Square — and, in fact, throughout the city — are Aerofuse Diffuser installations. Experience has proved that for efficient performance, for smart appearance, for initial-cost economy, Aerofuse Diffusers meet the most exacting specifications of engineers, architects, contractors, and building owners alike . . . at the vital point of air delivery!

For details of the complete Aerofuse line, size selection information and complete engineering data . . . write for a copy of Catalog 102.



TUTTLE & BAILEY inc

NEW BRITAIN, CONNECTICUT

Selectomatic Elevators



CHECK...AND YOU'LL SELECT

S C I E N C E ' S G R E A T E S T A C H I E V E M E N T

“THINK” FASTER THAN A TRAFFIC PROBLEM CAN GROW

Tucked in the electronic cells of Selectomatic’s ingenious Electrical Brain are the pre-set answers to any elevator traffic problem your tenants may present.

For instance—during the Off Peak period (9:30 to 4:30) in a typical office building, this advance electrical knowledge works wonders. Set just one button and Selectomatic has “anticipated” your Off Peak problems for the entire day and is ready to calculate correct answers—instantly and automatically.

Tenants can go out for coffee, lunch or cokes in trickles or torrents . . . visitors can enter your building single file or by platoons . . . traffic can make a quick switch from light lulls to sudden surges in either direction . . . Selectomatic’s Electrical Brain automatically reacts to the strongest demands and slightest whims with the most efficient passenger service possible to or from any floor at any time.

Selectomatic is the exclusive development that makes Westinghouse Elevators superior to any other brand of vertical transportation. Send for Book B-3597—you’ll enjoy, and profit by, reading its complete, fabulous story. Westinghouse Electric Corporation, Elevator

Division, Department D, Jersey City, N. J.


YOU CAN BE SURE...IF IT'S
Westinghouse

Selectomatic Elevators

J-98543

I N E L E V A T O R T R A N S P O R T A T I O N

of course you'll choose
MILCOR
Super-Ex



Greatest Achievement in Corner Bead

For easy installation and lasting plaster beauty

- ▶ **Straight, true nose** — reinforced by solid flanges
- ▶ **Extra rigidity** — strengthened by corrugations
- ▶ **Perfect plaster bond** — provided by staggered perforations, and expansion flange.

INLAND

STEEL PRODUCTS COMPANY

Formerly Milcor Steel Company,

4035 WEST BURNHAM STREET • MILWAUKEE 1, WISCONSIN

Baltimore 24, Md. • Buffalo 11, N. Y. • Chicago 9, Ill. • Cincinnati 25, Ohio
Cleveland 14, Ohio • Detroit 2, Mich. • Kansas City 8, Mo. • Los Angeles 23, Calif.
New York 22, N. Y. • Rochester 9, N. Y. • St. Louis 10, Mo.

Pittsburgh
**COLOR
DYNAMICS**

*utilizes the energy
in color to reduce
eye fatigue and
increase efficiency
among office
workers.*



Free . . . COLOR DYNAMICS Survey for buildings you plan

How does the use of cool, refreshing color upon walls reduce eye fatigue and stimulate energy among office workers?

Why does an office on one side of the building require one kind of color treatment to increase the efficiency of those who use it while rooms on the other side of the hall require different colors?

How can the right color arrangement more accurately reflect the character and integrity of a business or professional organization?

Pittsburgh's system of COLOR DYNAMICS answers these and many other painting questions. This new system of decoration is based upon the fundamental principles of the *energy in color*. Color is a source

of energy. It can help people to be cheerful and energetic or cause them to feel uncomfortable and depressed.

Pittsburgh technicians have used these principles as the basis of COLOR DYNAMICS which enables you to utilize color for functional as well as decorative purposes. Now you can specify color arrangements which are not only good to look at but which promote efficiency and better morale in an organization.

We'll be glad to make a scientific COLOR DYNAMICS *engineering survey* of the buildings you are now planning or erecting—free and without obligation on your part. Send for the interesting booklet which describes this painting method and how it works.

There's a Pittsburgh Paint For Every Painting Need

WALLHIDE—PBX, extra-durable; SEMI-GLOSS, for higher sheen; FLAT, for velvet-like finish; GLOSS, for severe service and frequent cleaning.

LAVAX PBX ENAMEL—durable finish for interior use. Dries quickly to an eggshell finish that eliminates glare. For wood, metal or other surfaces.

FLOORHIDE—for floor surfaces; can be scrubbed repeatedly with soap solutions.

Pittsburgh Plate Glass Co., Paint Div.
Dept. AR-119, Pittsburgh 22, Pa.

Please send me a FREE copy of your new revised and enlarged Booklet, "Color Dynamics."

Please have your representative call for a Color Dynamics Survey without obligation on our part.

Name _____

Street _____

City _____

County _____ State _____

FREE BOOKLET! ➔



PITTSBURGH PAINTS

PAINTS • GLASS • CHEMICALS • BRUSHES • PLASTICS

PITTSBURGH PLATE GLASS COMPANY



Metropolitan Life's Stuyvesant Town and Peter Cooper Village—park-like residential communities in the heart of New York—contain 11,250 modern apartments.



Metropolitan Life's Riverton transforms a hitherto run-down section of Harlem into an attractive residential neighborhood which will accommodate about 3,500 people in 1,232 modern apartments.



More "NATIONAL" landmarks

Over 4½ million pounds of NATIONAL Pipe are used to safeguard the heating systems of New York's three greatest Land Redevelopment Projects.

IN Metropolitan Life's Stuyvesant Town, Peter Cooper Village and Riverton, 2,274 tons of NATIONAL Standard Black and Galvanized Pipe have been installed to serve the 35,000 fortunate tenants of these beautiful new apartment buildings that now replace the ugly flats and squalid structures of former "gas-house" districts.

The selection of enormous quantities of NATIONAL Pipe for these modern build-

ings is another tribute to the high reputation that this service-tested pipe enjoys among the men who design, supervise and construct and who control buying and specifying of construction products.

NATIONAL Pipe has earned its widespread preference not because it is produced by the world's largest maker of tubular products but because for more than half a century NATIONAL Pipe has

proved that it gives *most service per dollar of cost*. There's no better basis for selecting pipe than this. We believe it's the reason why more NATIONAL Pipe is in use in America than any other kind.

NATIONAL TUBE COMPANY, PITTSBURGH, PA.

COLUMBIA STEEL COMPANY, SAN FRANCISCO,


PACIFIC COAST DISTRIBUTORS

UNITED STATES STEEL EXPORT COMPANY, NEW YORK



NATIONAL Steel PIPE

UNITED STATES STEEL



Architect, L. C. Cavitt, Jr., Fort Worth, Texas

SELLEVISION *for* IMPACT at the Sales Frontier

STRIKING and memorable store fronts feature *Sellevision** to arrest the eye and direct it within. The attractive interior beckons invitingly immediately arousing the impulse to "stop and shop".

Brasco Safety-Set Construction not only provides the sound, safe setting for *Sellevision* fronts but enhances their visual appeal. With Safety-Set sash substantially reduced in size, glass areas are exposed to maximum proportions. At the same time Brasco's deeper, more uniform glass grip is maintained for utmost protection.

Here is handsome, heavy gauge construction amply reinforced at all points of stress, available in both stainless steel and anodized aluminum. Wide choice of attractive and versatile assemblies permits individualized architectural treatment with standard interchangeable members. Detailed for economical installation, only stock size millwork is required.

Your Brasco distributor will gladly show samples of our construction so you can judge its superior features for yourself. Write for his address now. *©

★ ★ A COMPLETE LINE FOR EVERY DESIGN ★ ★




BRASCO MANUFACTURING CO.
HARVEY • (Chicago Suburb) • ILLINOIS
Specialists in Metal Store Front Construction for more than 35 Years

NO EXTRA CHARGE
FOR 14 TO 20 GAUGE STEEL PARTS

THERE'S
No Extra Charge
FOR THESE EXTRAS
WHEN YOU BUY
Wakefield®

NO EXTRA CHARGE
FOR FULLY COMPENSATED BALLASTS



When you buy or specify Wakefield, you pay nothing extra for all the extra quality and extra features that are built into Wakefield equipment. You pay nothing extra for the fact that the Grenadier II four-foot unit can be washed in 1/3 to 1/2 the time required for the average four-foot unit. You pay nothing extra for the fact that the Plaskon reflectors on the Star slide in and out like drawers. You pay nothing extra for the fact that you can relamp through the top, side or bottom of the Grenadier II and IV. And so on—extra by extra. It just naturally pays to buy Wakefield because you don't have to pay for the extras.

The F. W. Wakefield Brass Company, Vermilion, Ohio

NO EXTRA CHARGE
FOR CHEMICALLY PLATED UNDERCOAT TO INHIBIT RUST

NO EXTRA CHARGE
FOR FAVORABLE BRIGHTNESS RATIOS

NO EXTRA CHARGE
FOR ONE-MAN HANGING EASE

NO EXTRA CHARGE
FOR TIME SAVING MAINTENANCE FEATURES

Wakefield Over-ALL Lighting

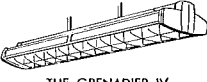
FOR OFFICE • DRAFTING ROOM • STORE AND SCHOOL



THE STAR



THE GRENADIER II

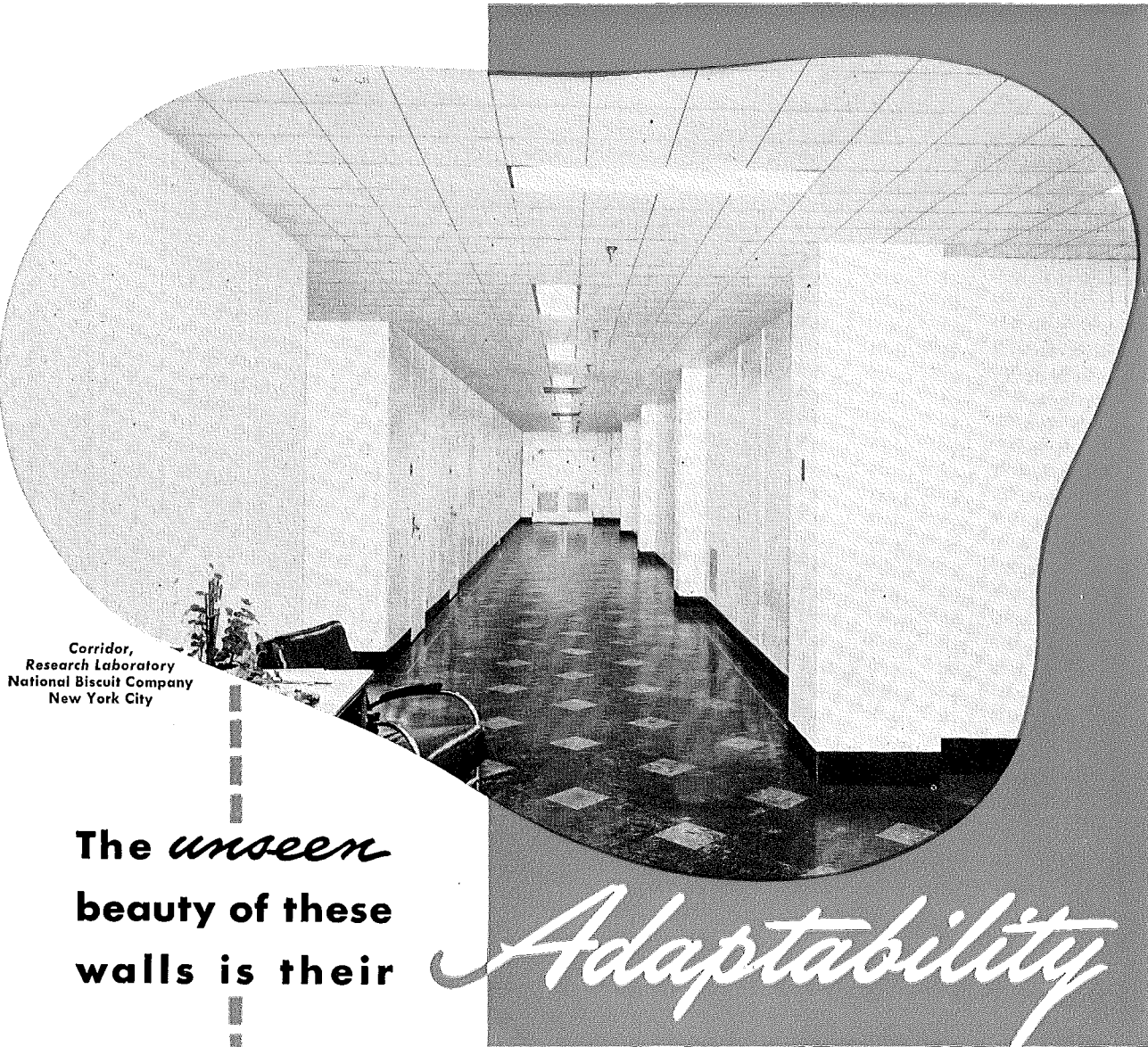


THE GRENADIER IV



THE COMMODORE






Corridor,
Research Laboratory
National Biscuit Company
New York City

The *unseen*
beauty of these
walls is their

Adaptability

We'll be glad to send you an easy-to-read 44-page booklet that will give you all the details. Just ask for Mills Catalog 49-0.



© The Mills Co.

THE OBVIOUS BEAUTY of these walls by Mills is the result of the simple refinement of their architectural design, the solidity of their construction, the flawless dignity of their color and finish. They are insulated and sound-proofed. Their baked-on enamel surface is specially treated to eliminate all harsh light reflection. They are as permanent in function as they are attractive in appearance.

But as space needs change Mills Walls can be moved quickly, easily and at very low cost, to fit any new layout. The walls pictured above can be dismantled, moved and rearranged *overnight* by only two workmen without interruption of business routine.

THE MILLS COMPANY • 961 WAYSIDE ROAD • CLEVELAND 10, OHIO

MILLS

Movable

METAL WALLS





New Apartments in North Carolina Have Open-Web Steel Joists—This recently completed 88-family project at Charlotte, N. C., is known as the Forest Apartments. It consists of five 2-story buildings, in each of which Bethlehem Open-Web Joists are used in the floors, in combination with concrete slab and plaster ceiling, and in the roofs. This type of construction is non-combustible and long-lasting. It provides floors which are shrink-proof, sound-retardant, and immune to attack by vermin. It reduces the need for firewall subdivisions, and permits the architect to plan freely in locating vented interior baths. The work of other trades is greatly simplified, too, for pipes and wiring can be run through the open webs of the joists. See our catalog in Sweet's for complete information about Bethlehem Open-Web Steel Joists. *Architects:* Stork & Lyles; Bissett, Carlisle & Wolff, Associates, Columbia, S. C. *Contractor:* V. P. Loftis Company, Charlotte, N. C.





Sanymetal* "PORCENA"

*Trade Mark Reg. U. S. Pat. Off.

(Porcelain on Steel)

TOILET COMPARTMENTS

Sanymetal "PORCENA" CENTURY Type Ceiling Hung Toilet Compartments offer the utmost in sanitation and provide modern, distinctive toilet room environments for schools, institutions, terminals and other public buildings.



Sanymetal "PORCENA" ACADEMY Type Toilet Compartments are suitable for conservative but modern toilet room environments.

How to Protect a Toilet Room Environment Against Premature Obsolescence


● There is one environment you can protect against premature obsolescence—the toilet room environment.

Toilet room compartments usually dominate a toilet room, influencing the toilet room environment. Sanymetal "PORCENA" (Porcelain on Steel) Toilet Compartments provide a generous measure of protection because of these features. Sanymetal "PORCENA"


(Porcelain on Steel) Toilet Compartments always look new, do not absorb odors, are moisture and rust proof and resist the corrosion of ordinary acids. The glistening, glass-hard, "PORCENA" (Porcelain on Steel) finish can be wiped clean as easily as a porcelain table top, and greatly reduces sanitation and maintenance costs.

Sanymetal "PORCENA" (Porcelain on Steel) Toilet Compartments combine the results of over 35 years of specialized skill and experience in making over 100,000 toilet room installations. Ask the Sanymetal Representative in your vicinity (see "Partitions" in your phone book for local representative) for helpful suggestions about planning suitable toilet room environments . . . Refer to Sanymetal Catalog ^{21B}/₆ in Sweet's Architectural File for 1949.

THE SANYMETAL PRODUCTS CO., INC.
1689 URBANA ROAD • CLEVELAND 12, OHIO



Sanymetal "PORCENA" ACADEMY Type Shower Stalls and Dressing Room Compartments provide the utmost in sanitation for tourist camps, gymnasiums, clubs, Y. M. C. A.'s, etc.



Sanymetal "PORCENA" NORMANDIE Type Toilet Compartments endow a toilet room environment with dignity and good taste.

Sanymetal*

*Trade Mark Reg. U. S. Pat. Off.

"PORCENA" (Porcelain on Steel)

TOILET COMPARTMENTS, SHOWER STALLS AND DRESSING ROOMS



Write for Sanymetal Catalog 86 which illustrates modern toilet room environments suitable for all types of buildings. Several attractive designs in a wide range of colors available. This catalog is also contained in Sweet's ^{21B}/₆ Architectural File for 1949.



NO OTHER MATERIAL GIVES ME

This **HOLDING POWER**

RESULTS OF P.T.L. NAIL PULL TESTS MADE WITH MACOMBER V BAR JOISTS IN COMPARISON WITH WOOD



NOTE: The nailing groove in Macomber Nailable Steel V Joists is set for 8d Common Nails or No. 7 Screw Size, Spiral Nails.

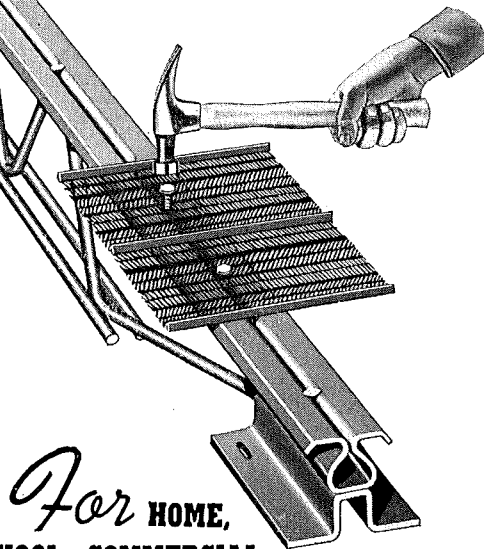
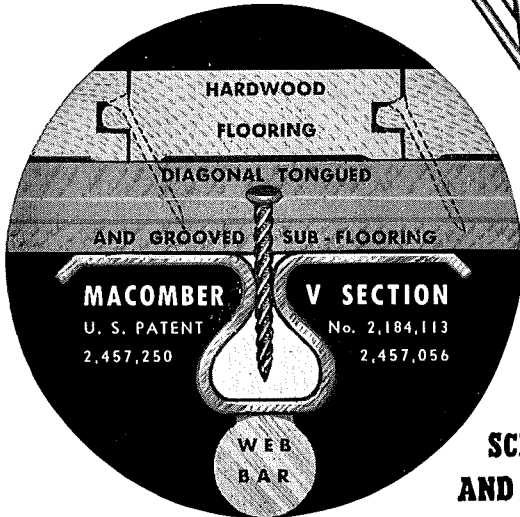
Mr. Architect, Engineer or Contractor:

At the Pittsburgh Testing Laboratory 8d common nails were driven into wood 2x4's. It required an average of 177 pounds pull per nail to remove them.

Then 8d common nails were driven into Macomber V Sections and it required an average of 277 pounds pull per nail to remove them. OVER 56% better grip than wood.

Then they drove No. 7 Screw Size Spiral Nails—the kind Macomber recommends for special conditions—into various sizes of V Sections and it required an average of 436 POUNDS PULL per nail to remove them . . . nearly two and a half times the grip of common nails driven into wood.

THE MACOMBER V BAR JOIST WAS APPROVED BY THE STEEL JOIST INSTITUTE ON OCT. 23, 1946



Here's a booklet you will want for reference in your files.



For HOME,
SCHOOL, COMMERCIAL
AND INDUSTRIAL FLOORS

YOUR COPY'S READY

V-BAR JOISTS AND PURLINS • V-STUDS • TRUSSES • LONGSPANS • DECKING

ONLY THE PATENTED MACOMBER V SECTION USED AS THE TOP CHORD OF ALL V JOISTS PROVIDES SUCH EASY NAILABILITY WITH SUCH OUTSTANDING GRIPPING POWER. SPECIFY MACOMBER V BAR JOISTS FROM STANDARD INSTITUTE LOADING TABLES.

SERVICE IN STEEL CONSTRUCTION

MACOMBER
INCORPORATED
CANTON, OHIO

IN CANADA, SARNIA BRIDGE CO., LIMITED, SARNIA, ONT.
IN MEXICO D. F.—MACOMBER DE MEXICO S. A. CEDRO 500

STANDARDIZED STEEL BUILDING PRODUCTS

ing. 40-hr. pay. Let a man
 Good conditions
 part of N.
 exp. ed
 210.
 to & work.
 st.
 Hos- ally &
 for stab- in-
 tion. Write
 Hosp. if can
 monthly. testnu
 Job no. no-
 \$118
 simply
 illiam
 Reckle
 work.
 Reck-
 eye

OPENING
FOR LIGHT,
STRONG
GLAZING
MATERIAL.
Must stand
Exposure.
APPLY
UNIVERSITY...

REAL profes
 comm
 REAL E
 earn m
 See Ap
 ROOPER
 No prev
 ment, tra
 wk. comm
 ROOPER
 call 4-
 ST 2-
 ROOPER
 1162 S.
 ROOPER
 son

Phil
 30-7
 Ave
 e

SAL
 exer
 level
 AA-1
 in the
 dume
 necess



PLEXIGLAS

FILLS THE JOB!

Acrylic plastic PLEXIGLAS fits right into your glazing program—especially in high-breakage areas. Twice as light as glass, it's many times stronger, and weather-resistant in the bargain.

Glazing the window openings in the roof of the University of Delaware's new field house was easy with PLEXIGLAS. Lightweight, white translucent panels, corrugated to match the corrugations of the sheet metal, admit light freely and cut maintenance costs to a minimum. A 15-square-foot panel weighs only 12 pounds. Installed by Sheppheard & Co., Inc., Wilmington, Delaware. Architect: E. William Martin, Wilmington.

Here's the cure for high glazing-replacement costs. Tough PLEXIGLAS, the outdoor plastic, withstands hard blows. Both clear transparent and white translucent PLEXIGLAS are light, easy to handle, easy to cut and form—even into curved sections. In hotels,

schools, factories, housing projects—wherever breakage is a hazard—PLEXIGLAS more than pays for itself in structural and replacement savings. A recent issue of Rohm & Haas Reporter gives the amazing story of PLEXIGLAS for Glazing. Write for your copy.

PLEXIGLAS is a trade-mark, Reg. U. S. Pat. Off. and in principal foreign countries.

Canadian Distributor:
 CRYSTAL GLASS & PLASTICS, LTD.
 282 St. Helens Avenue, Toronto, Ont.

CHEMICALS  FOR INDUSTRY

ROHM & HAAS
COMPANY
 WASHINGTON SQUARE, PHILADELPHIA 5, PA.
Representatives in principal foreign countries



now take it Point by Point

Specify Columbia Window Shades — and you get everything you could ask of a shade, plus a name that's known and trusted by millions of users.

Specify COLUMBIA PYROXYLIN — and you get *more* of everything you want! It's a super shade, Columbia's best! Check it point by point!

Columbia Window Shades and Venetian Blinds are sold only through Columbia Authorized Dealers — leading department and furniture stores and shade shops. May we send you samples of PYROXYLIN Window Shades and the name of the Columbia Authorized Dealer nearest you? Write today.

Ask a Columbia Authorized Dealer

Columbia
WINDOW SHADES
AND VENETIAN BLINDS

ACTUALLY PAY A PROFIT! Pyroxylin shades, because they're top quality, wear longer than the usual shade life expectancy . . . allow low maintenance costs . . . actually make a profit for you, as one large user puts it.

CUT REPLACEMENTS — PYROXYLIN IS WASHABLE! Takes to actual scrubbing — repeated washings — fabric remains firm and sturdy, colors stay fresh. It's waterproof, too, to rain, steam, dampness.

FORGET PINHOLES OR CRACKS! Pyroxylin shades are made on such a closely-woven base, without filler, that they're impervious to cracks and pinholes. Better, *longer* wear!

COLOR SCHEMING — TAKE YOUR CHOICE! Match or harmonize Pyroxylin with any color plans . . . 14 solid colors, including high-fashion pastels and decorator darks. Duplex combinations, also. Popular PRINTED shades.

VELVET-SMOOTH TO OPERATE! Columbia's shade rollers, made in Columbia's own plant, take care of that! Dependable, silent service throughout Pyroxylin's career.

PIGMY TO GIANT SIZES! Your Columbia Authorized Dealer will make these fine shades to your exact window sizes.

THE COLUMBIA MILLS, INC. • 428 SOUTH WARREN STREET, SYRACUSE 2, N. Y.


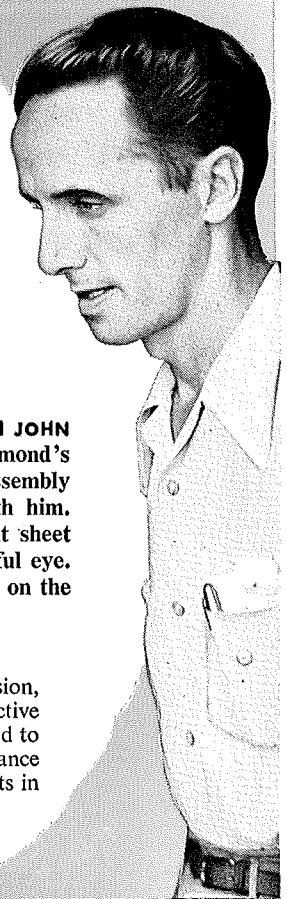


Peter Loch has been working with sheet metal for 31 years. Pete checks the work of the sheet metal department against specifications. His years of experience have made his checks exacting. Not until he is satisfied that original specifications have been met—does the unit go on to the assembly line.


Putting the Heat on a Furnace!

MAKING IT HOT FOR FURNACES IS AN OLD STORY WITH JOHN VEN DOERN, Chief Assembly Line Inspector for Richmond's New Castle, Delaware, plant. During his 15 years on assembly lines, quality control has become second nature with him. Every step in furnace production, from initial die-cut sheet metal fabrication to final assembly, is under his watchful eye. Shown with him are some of the men who put quality on the line at New Castle.

As a result of close personal inspection and supervision, *all* Richmond heating units are guaranteed against defective workmanship or material. Also, *all* units are guaranteed to develop their published ratings—gas units in accordance with the American Gas Association Code—the oil units in conformance with Commercial Standard CS104-46.




Robert Kleiman, a line inspector, supervises the assembly of the various parts of the heating unit. He makes sure each element is in its proper position and thoroughly secured in place. For years Kleiman has been on the line—checking his assemblies—and passing them on for enamel jackets.



Paul Simon is testing the gas burner for the AS23. Each burner, oil or gas, is completely tested and thoroughly checked. They are checked for fuel leaks, electrical connections and control operation. Not until this careful test is completed and passed is a burner released for shipment with the furnace.

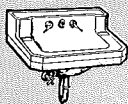


Elwood McCabe, who adds 6 years as aviation metalsmith for the Navy to his years on the Richmond line, is a final assembly inspector. Completely assembled furnaces, with their gleaming enamel jackets, are critically examined by McCabe. He makes sure every detail is perfect and that the furnace is ready for shipment.

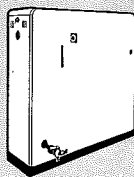


RICHMOND

RICHMOND RADIATOR CO.—AFFILIATE OF REYNOLDS' METALS CO.



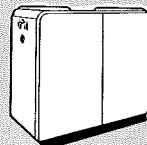
Vitreous China



Gas Boilers



Enameled Cast Iron Ware



Winter Air Conditioners
Gas—Cast iron or steel
Oil—Steel

See your wholesaler or Mail Coupon Today:

Richmond Radiator Company
19 East 47th Street,
New York 17, N. Y.


AR-11

Please send me the latest literature and information on the Richmond line of heating equipment. No obligations, of course.

Name.....

Company.....

Address.....



JOB DATA

Architect: The Ballinger Co.
General Contractor: Turner Construction Co.
Roofing Contractor: Warren-Ehret Co.
Roof Deck: Truscon Steel
Roof Insulation: Fiberglas Roof Insulation, 1" thick, 750,000 square feet on factory and office building
Roofing: 20 years Bonded Slag Roof

Insulated for 3-way economy
with

FIBERGLAS* ROOF INSULATION

Yale & Towne Mfg. Co. specified Fiberglas Roof Insulation for its new plant in order to get 3-way economy —of installation, of performance, of maintenance.

You can specify Fiberglas Roof Insulation with confidence for these same reasons.

- Competitively priced with ordinary organic materials, the installed cost of Fiberglas Roof Insulation is easy on the owner's budget.
- Because of its superior insulating efficiency, Fiberglas Insulation provides increased savings in heating and air-conditioning costs.

- Roof maintenance can be cut, too, because Fiberglas Roof Insulation, with its fibers of ageless glass, will not rot, warp or buckle. It contributes to longer roof life.

Fiberglas Roof Insulation was specifically designed for roof insulation use. It has been thoroughly tested by independent laboratories and proved in use through installations on plants of many leading manufacturing and industrial concerns. It is applied by leading roofers and contractors everywhere. Write for manual. OWENS-CORNING FIBERGLAS CORPORATION, Dept. 831, Toledo 1, Ohio.

PRODUCT DATA

Thermal Efficiency:
 Conductance is .28 (at 75° F. mean temperature) for 1" thick material.

Dimensional Stability:
 Basically composed of glass fibers. Will not warp, swell, shrink or buckle.

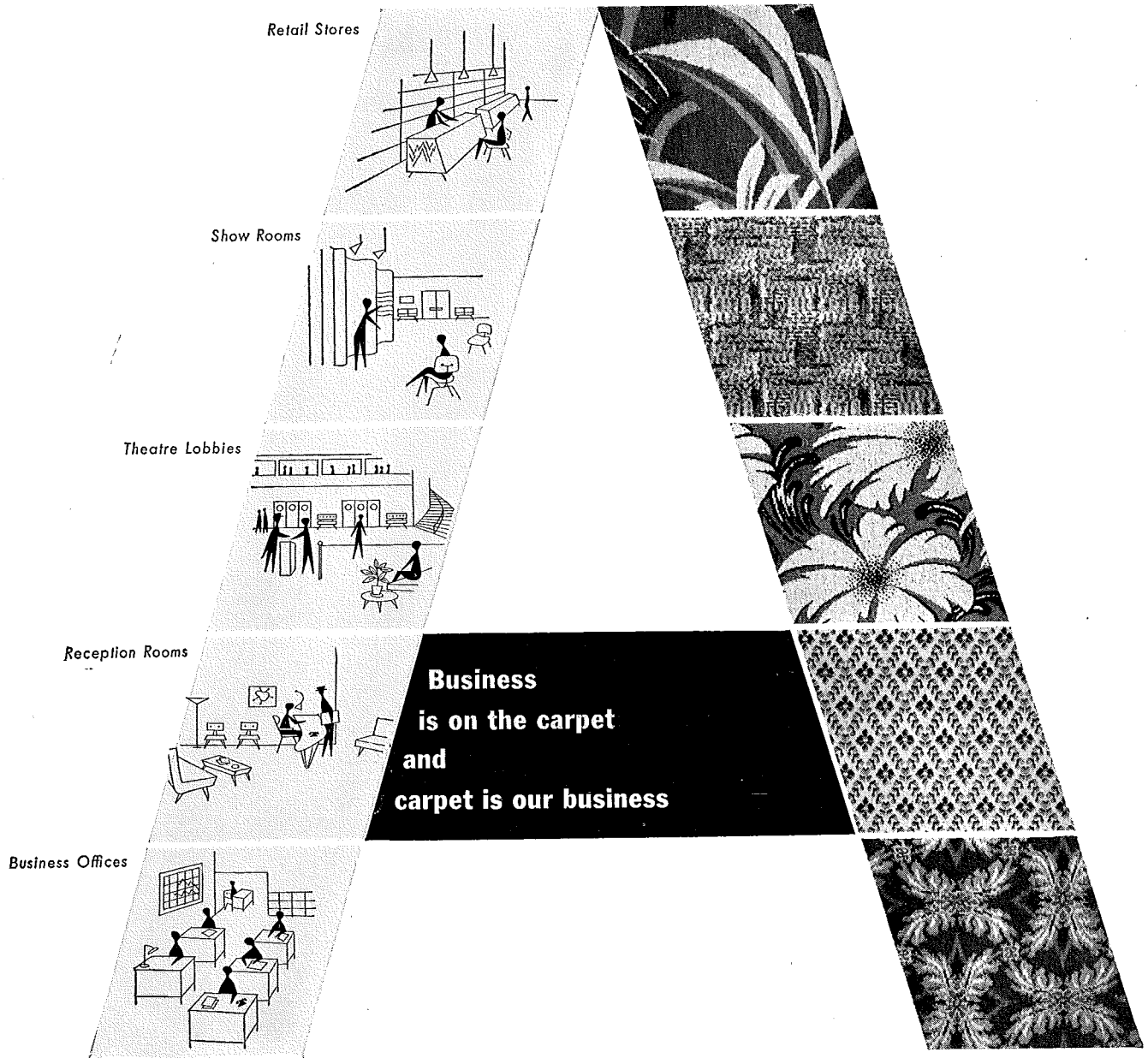
Unaffected by Moisture:
 Efficiency of the fibrous material is unimpaired after laboratory equivalent of 75 years of weathering.

*FIBERGLAS is the trade-mark (Reg. U. S. Pat. Off.) of Owens-Corning Fiberglas Corporation for a variety of products made of or with glass fibers.



BUILDING MATERIALS

BUILDING INSULATION • ACOUSTICAL TILE AND BOARD • ROOF INSULATION • MEMBRANE FABRIC



**Business
is on the carpet
and
carpet is our business**

A BETTER "FRONT" will pay off for your client in today's competitive market.

To make your remodeling designs more effective, count on carpet — the right carpet.


You can give gloomy rooms sparkle, make small areas seem larger, endow your client's entire establishment with more inviting atmosphere. The many Alexander Smith and C. H. Masland weaves and patterns offer you an amazingly wide choice. See them and learn about the many installation facilities the Smith-Masland contract representative offers. He is equipped to complete your smallest or largest job with economy of time and expense. Call him today. Or write Alexander Smith-Masland Contract Carpet Department, 295 Fifth Avenue, New York City.

**Alexander Smith
and
C.H. Masland**

CONTRACT CARPETS

295 FIFTH AVENUE, N. Y. 16, N. Y.

Low Maintenance




This aerial view was taken in Atlanta, Ga., and shows one of the largest housing developments in the country. It includes three new projects—Oglethorpe, Inc., Golf Club, Inc., and Peachtree Chamblee Apartments. In each of the 1,000 modern dwelling units, tenants enjoy noise-free, trouble-free Servel Gas Refrigerators. James Wise was the architect. Construction was done by Algernon Blair.

Cost

— one of the big reasons

three multiple-housing projects in Atlanta
installed 1,000 Servels

Operators decide on the "no moving parts" refrigerator because
of its low upkeep, long life, silence, and low operating cost



Year in, year out—the upkeep cost of a Servel is normally only a fraction of the cost to maintain a motor-driven refrigerator. And Servel offers plenty more besides rock-bottom maintenance costs. There's Servel's longer life—its undisturbing silence—its low operating cost. And these are all *unique* features

... *exclusive* with Servel. Exclusive because *only* Servel has a freezing system with no moving parts. There's no motor or machinery to wear and grow noisy.

Instead, a tiny gas flame does all the work. And this assures *silent* refrigeration ... dependable, worry-free refrigeration with *uniform* efficiency year after year ... and for *more* years, too.

STAYS SILENT ... LASTS LONGER
Servel
The GAS Refrigerator
EVANSVILLE 20, INDIANA

Crane makes it COMPLETE

... in more ways than one!



The Crane Oxford Bathroom Group

Complete as a *room*, of course. Crane supplies everything for the bathroom—fixtures, piping, even many accessories.

But Crane bathrooms are complete in other ways, too:

Complete in Choice . . . Crane offers bathroom groups in every cost range . . . a style for every taste, a price for every budget.

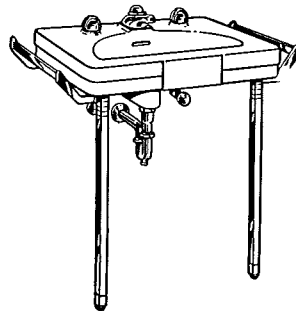
Complete in Quality...one high quality throughout . . . every part made for every other.

And, most important, *complete customer satisfaction* . . . customers themselves have named Crane the plumbing brand they prefer.

This completeness is typical of the whole Crane line. In kitchens, where Crane makes the right sink for every space requirement.

In home heating, where Crane supplies everything for any system, any fuel.

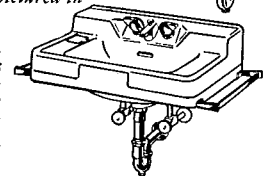
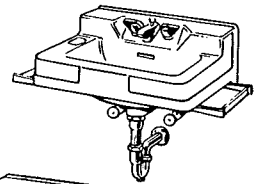
Ask about the *complete Crane line* at your Crane Branch or Crane Wholesaler.



De Luxe! In your finer homes, nothing could be finer than the Diana Lavatory, left, style leader in the Crane line.

Happy Medium! Just right for most home owners. This Oxford Lavatory may be wall-mounted as indicated, at right above, or on legs as pictured in the room.

Dial-ese Here, Too! Designed for modest budgets, this Crane Neuday Lavatory has many features of the Diana and Oxford—including finger-tip Dial-ese controls.




CRANE

NATION-WIDE SERVICE THROUGH BRANCHES, WHOLESALERS, PLUMBING AND HEATING CONTRACTORS

CRANE CO., GENERAL OFFICES:
836 S. MICHIGAN AVE., CHICAGO 5

PLUMBING AND HEATING •
VALVES • FITTINGS • PIPE

FOR THE LONG VIEW



REYNOLDS *Lifetime* ALUMINUM INDUSTRIAL CORRUGATED

Shown above are the new canopies of the Long Island Railroad station at Belmont Park Race Track—designed by the railroad's Engineering Department, built by Salson Construction Corporation of Jamaica as general contractor, with Marquart Bros. of Floral Park as roofing contractor.

Roofs are Reynolds *Lifetime* Aluminum Industrial Corrugated in 8-foot lengths, 35" wide. 2,000 running feet of box type gutters are installed with Reynolds Aluminum. Thus the entire top surface of these structures is the rustproof, corrosion-resistant metal that needs no protective painting... the metal

that practically eliminates maintenance: aluminum.

This Industrial Corrugated is .032" thick, with extra deep corrugations for greater strength. It is widely used for both roofing and siding. It is easy to apply over any type purlin. Reynolds supplies all accessories for complete installations. Write to the address below for A.I.A. file folder, or for technical assistance on specific problems.

Or call any office of
Reynolds Metals Company
... in 32 principal cities.

IF YOU SEE RUST
YOU KNOW IT'S NOT
ALUMINUM

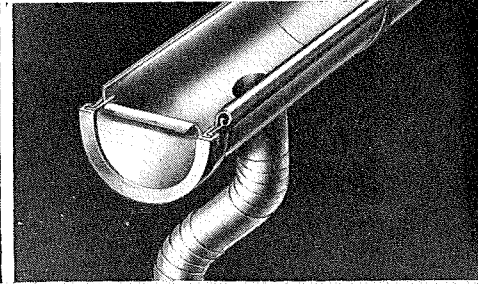



REYNOLDS
Lifetime ALUMINUM
BUILDING PRODUCTS

REYNOLDS ALUMINUM REFLECTIVE INSULATION—Aluminum on one or both sides of heavy paper, for general use; also aluminum on cardboard for exposed wall and ceiling application.


REYNOLDS ALUMINUM WINDOWS—Residential Casement, Fixed and Picture types, now with flash-welded corners, better finish, improved features.

REYNOLDS *Lifetime* ALUMINUM GUTTERS AND DOWNSPOUTS—Half-round and Ogee styles in both stipple-embossed and smooth finish. Rustproof and non-staining.



REYNOLDS METALS COMPANY • Building Products Division • 2015 South Ninth St., Louisville 1, Ky.

Don't waste the roof!




Like Cinderella, roofs are now blossoming forth after years of menial employment! Gardens grow on apartments and hotels. Factories and warehouses solve many space problems with new heavy duty traffic roofs. Schools, hospitals and office buildings have promenade roofs where fresh air and sunshine can be enjoyed even in the most crowded districts.

Ruberoid built-up roof specifications give the go-ahead signal to full, productive use of this valuable but long-neglected roof area. They provide the solid, workaday basis for making these new developments completely practical.

Let Ruberoid's thoroughly tested specifications help you in your current planning . . . the possibilities opened for creative design are practically unlimited. Complete specifications are available now from any Ruberoid sales office or your local Ruberoid Approved Roofer.

LIFE IS MORE PLEASANT →
for everyone in this new building—the carefully planned use of this roof area provides ample recreational facilities for all.



The RUBEROID Co.

BUILT-UP ROOFINGS

Building Materials for Industry, Home and Farm
Executive Offices: 500 Fifth Avenue, N.Y. 18, N.Y.

SALES
OFFICES

BALTIMORE, MD.	MILLIS, MASS.
CHICAGO, ILL.	MINNEAPOLIS, MINN.
DALLAS, TEXAS	MOBILE, ALA.
ERIE, PENN.	NEW YORK, N. Y.


The right roof for any job— from ONE source!

Ruberoid makes every type of built-up roof—Smooth Surfaced Asbestos, Coal Tar Pitch with gravel or slag surfacing, or smooth or gravel-and-slag surfaced asphalt . . . in specifications to meet any need. Ruberoid Approved Roofers are not prejudiced in favor of any one type. You are assured of one source for all materials, centralized responsibility, smoother operation, uniform quality!

INDUSTRIAL

ARCHITECTURAL RECORD'S BUILDING TYPES STUDY NUMBER 155

BUILDINGS



Elwood M. Payne Photo

Is it a building, or a machine? Whatever you call it, it is design of a high order, realizing to a degree seldom attained the beauty achieved only by close integration of engineering and architecture. Bluebonnet Plant, Corpus Christi, Texas, for Corn Products Refining Company; The H. K. Ferguson Company; Industrial Engineers and Builders

ARCHITECTURE MEETS MACHINERY

The H. K. Ferguson Company, Industrial Engineers and Builders;


Elwood M. Payne Photo



Bluebonnet Plant, Corn Products Refining Company, Corpus Christi, Texas

AND LIKES IT

Frank L. Whitney, Project Architect



Process engineering in collaboration with the engineering staff of Corn Products Refining Co.

If it seems strange that one of the most stimulating architectural designs of recent years is found in an industrial plant, logic soon dispels any surprise. In no other area of building, actually, does modern organic design find such natural compatibility between visual expression and basic engineering. Here are indeed some dynamic elements of visual excitement: the wonder of American science, the thrill of mass and space, the marvels of an intricate variety of machines. Put these together with sufficient imagination, and the nerve to follow logic into uncharted paths, and the possibilities begin to mount up.

What is more surprising in this instance is the vast distance these "buildings" have gone forward from their conventional starting line. The point of departure was an old type of mill building, full of anachronisms and handicaps. The point of arrival, seen in these photographs, could hardly be called "buildings" at all. They look more like machines, and that's what they are.

So here is a plant which represents not only the true theory of modern architectural design, but also in a sense its epitome. Here is architecture leading engineering to its logical beauty of form. And thus realizing its own aims to a degree not often attained.

It is fitting to point out that there was nothing accidental about this realization. One of the early requests of the client — in the person of vice-president J. L. Buckner — was that the plant should be visually stimulating. No need to worry about the engineering — both the Ferguson and Corn Products staffs had plenty of process specialists. But the integration of all of the parts was a task for an architect.

The design, it was felt, should be considered an integration of process design and architecture. Architecture could lead or it might actually retard a logical process layout. Many existing process plans have been compromised by architectural precedence. Although it is not always apparent, architecture plays a very dominant role in the basic planning of a plant. Almost at the outset of the design development, the influence of the housing facility asserts itself. Thus it follows that not only for esthetic considerations, but also for the development of a logical process plan, the real contribution of the industrial architect is made at the beginning. Once a fresh start is made, with logic instead of precedent as the guide, the engineering as well as the architecture becomes more free, more dynamic.

In this case the windows were the first point of attack; precedent literally went out the window. In the steep house, acid fumes used to eat out window sash; it even ate out the settings of glass block, not to mention its effect on workers' comfort. So why not leave out windows entirely, and let in some Texas fresh air? And, having digested this, why stop there? Why not

figure out exactly how much protection is required, and just build that?

This line of reasoning soon led to similar questions about all buildings and machines, until it became standard practice to inquire if there wasn't some possibility of leaving things exposed. Some must be enclosed — stair towers, instrument panels and controls, packing rooms, and the like. Some must be enclosed at one point, could be left exposed at another — motors, filters and various others.

Torrential rains and the hot sun of Corpus Christi frequently called for roofs and sunshades to cover both machinery and men, but the breeze from the bay could well be used to blow fumes from the steep house and dust from the grain conveyors, automatically doing the housecleaning and removing an explosion hazard.


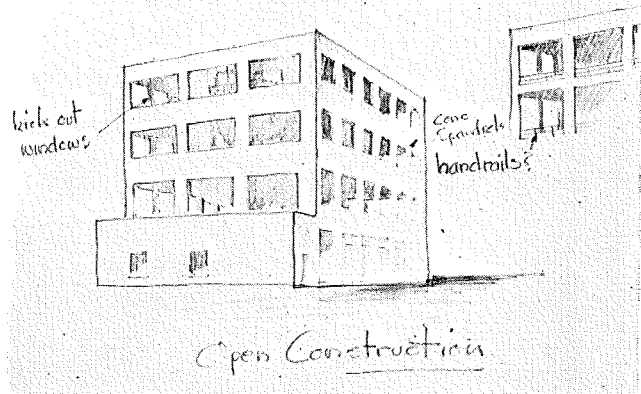

The architect, asked to be quite frank about how much "tampering" was done with process layouts in the interests of clean design, answered that the questioning of process drawings was in fact continuous, and that frequently equipment manufacturers were asked to clean up their designs. He pointed out, however, that the continual refinement was also a search for economies. Mostly it was a process of integrating designs of separate specialists. He pointed out that a little give and take between independent experts was always a good idea, so that one engineer's economy would not give some other designer an expensive problem. It might be added that an architect is the eminently logical one to take the lead at a meeting of the specialists, provided he keeps his own ideas fluid.

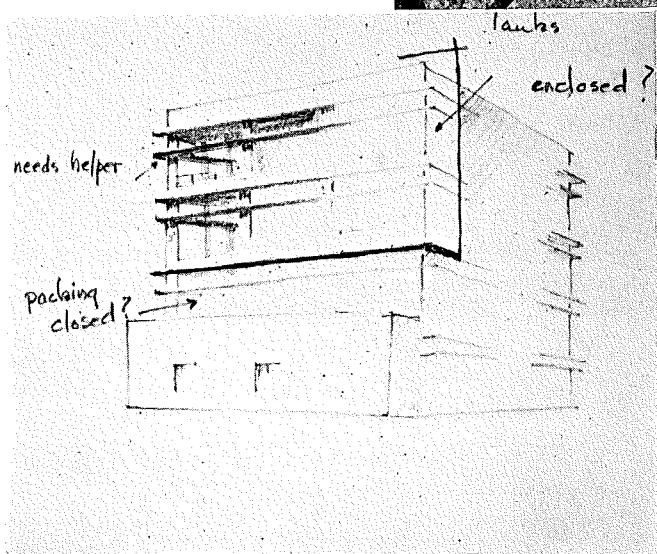

In this case the architect took a large dose of the medicine himself. He started testing ideas by drawing perspectives. In the end a dozen men were doing the drawing, and more than 250 perspectives were made before everybody was satisfied.

Open construction is not, of course, a new idea. It has been used for 30 years or more for transformer substations, for oil and chemical refineries. This is, however, the first time it has invaded the ancient milling industry. It will certainly invade others.


One interesting speculation is its effect on corporate thinking in such matters as taxation and obsolescence. The same management that would quickly junk an obsolete machine will cling steadfastly to equally obsolete buildings. Machines are retired rapidly on the company books (also in tax calculations), but buildings are expected to last at least fifty years. Ancient buildings have frequently become a major block to efficient production. But make the building part of the machine and the thinking begins to change.

Certainly the integrated design concept, of which open construction is but a small part, is never to end. It will hold sway increasingly in this and every other industry, and in every other field of design and construction, with this project contributing mightily to its further acceptance.






Evident in the sketches is the design process by which the mill type building, upper left, the conventional starting point, gradually changed on the drawing board into the modern feed house in the photograph. Acid fumes and dust, familiar hazards of milling industries, led to the first major step—elimination of windows. From there on the principle of open construction went forward to its logical conclusion—leaving exposed all possible processes, enclosing with walls only those really requiring it



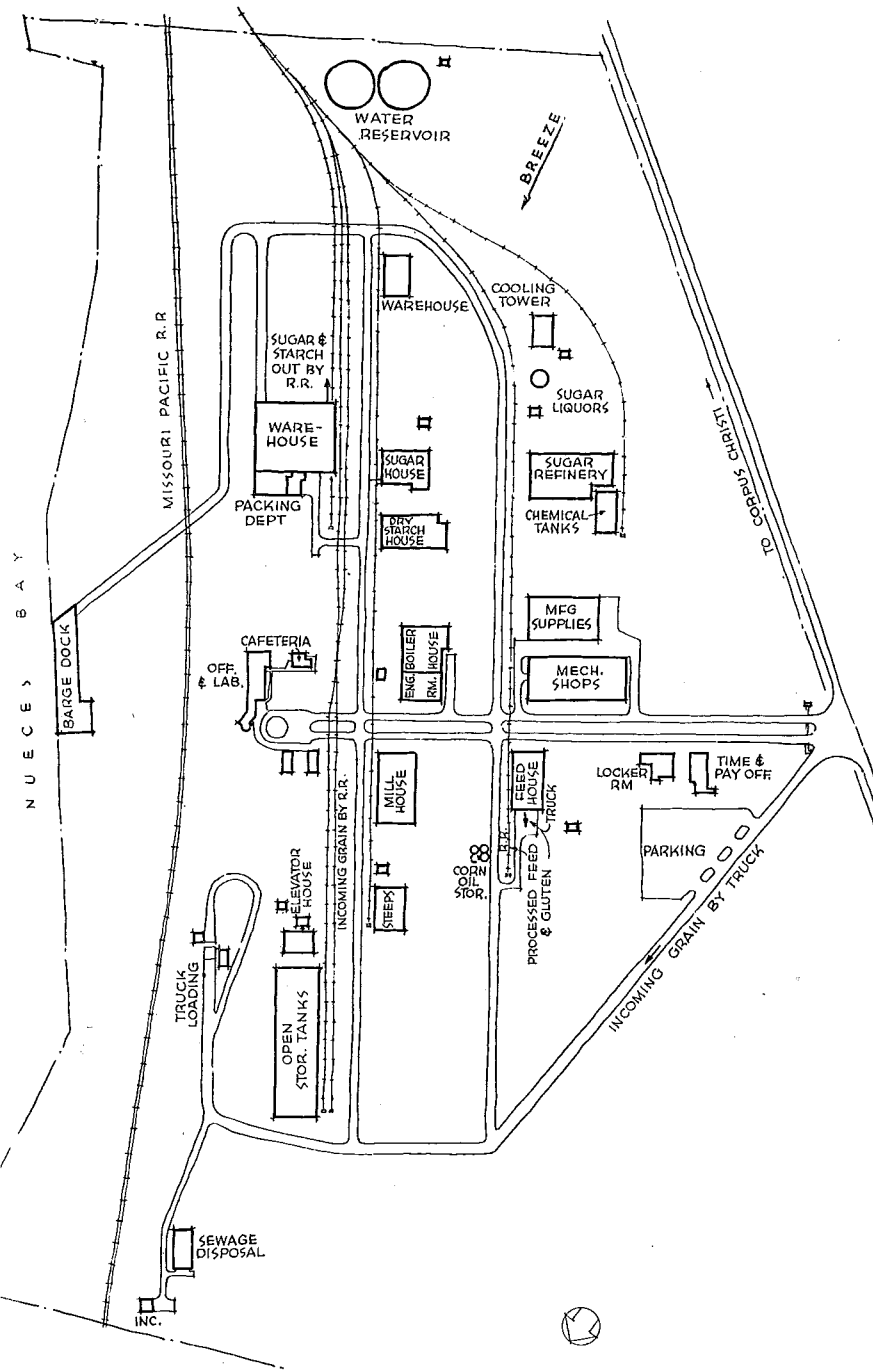


The enclosed portion of the Feed House is the packaging department, since the packing operation cannot, of course, have an integral housing of its own. The vertical form seen on this and other buildings houses stairs, instrument rooms, and frequently a "man lift," a sort of vertical human conveyor




Elwood M. Payne Photos

The Packing House, where sugar and starch products are weighed and packed for shipping, similarly required wall enclosures for final operations. Even here, however, it was possible to leave much of the machinery enclosed only by its own housing. Sugar and starch reach the building through overhead pipe lines



The two filters at the left are typical of the reasoning in open or closed construction. Filter at the right comes at a final stage; it is important that it be protected against dust contamination, so this one is enclosed by a complete structure. The one at the left comes much earlier in the process; an integral machine housing is adequate




Buildings are widely spread on a 140-acre site to leave room for expansion without disturbance to existing flow lines. While some of the grain comes in by truck in the harvest season, much is brought in by rail, and there is a possibility of unloading from barges; hence the location of the grain storage silos. From there it is pumped through pipe lines to the steep house and to other processing units. Location of the administration building (the low, curving structure overlooking the bay) is somewhat unconventional. Main entrance is the focal point of roads at the far right; employees enter here, go to time and pay office and locker building (near foreground parking lot)






Nobody could advance a sound reason why, in the Texas gulf climate, the boilers needed a building enclosure. So the "boilerhouse" becomes an open array of boilers, with the stack rising from ground level. The generating plant, at the left, needs a full building


The Steep House (night view, far right) illustrates advantages of open construction. Processing begins here, with grain mixed with a solution of dilute sulphuric acid. Fumes ate out windows in older plants, made working conditions uncomfortable. So the windows were left out, as the first idea, then the spandrels, then the walls were completely omitted. In the end the "building" became just a platform, a roof and some sunshades. Even stairs are open




Interior of the power plant (below) illustrates the attention given to both clean appearance and cleanliness of operation. The rigid bents of the roof framing contribute to clean appearance, the terrazzo floor is both attractive and easy to keep clean. Since the plant has been in operation the management reports a general enthusiasm among workers; cleanliness is easy



Elwood M. Payne Photos







The small administration building enjoys a vantage point overlooking Neuces Bay near Corpus Christi. It is also placed to provide an open view of much of the plant (views on opposite page). Looking down the wide roadway the power plant with open boiler house is seen at the left. At the right, the Mill House, with Feed House in the background. Tall building seen in the smaller view is the Elevator Building, in front of the storage silos. The curving shelter leads from administration building to carport, to protect the office and laboratory personnel against the hot sun and torrential, sudden rains of the Gulf climate












The motors in the row at the left get along with just the protection of the roof and sunshades in the Mill House (night view below). Here grain is broken down into its component parts: starch, gluten, germ and hull, which now go separate ways for processing. On the opposite page, top, is the Crystallizer Building, one of the most typical examples of open construction, with instrument rooms, toilets and stairs enclosed in the tower portion. Notice that, from the standpoint of design, the vertical section provides something for the sunshades to tie to, keeping horizontal lines from forming a "stack of pancakes." The lower building (bottom, opposite page) is the Dry Starch House, where product is dried by screening, vacuum and continuous ovens











First building in from the main entrance is the time and pay office, housing payroll, employment and personnel offices, also a complete first aid station for workers




In the Locker Building, all locker rooms are completely air conditioned; a supply of cool air is directed through each individual locker. Walls are glazed tile, floors are terrazzo, and all wash facilities are of stainless steel



The Administration Building is also fully air conditioned, for good working conditions in the hot Gulf climate. The heat also explains the sheltering of walkways around the building. The control laboratories are included in the administration building


Open construction proved a handy idea at the huge Elevator Building with its grain silos. Dust is one of the worst hazards, particularly around the long conveyor lines. So here it is sheltered enough to keep off rain, but open enough to let the breezes keep it free of dust, as a sort of automatic housekeeper



Elwood M. Payne Photos



Above: Problem—find the water tower. Instead of a corn syrup can on a steel stand, the water tower is simply a horizontal capping atop the elevator building. Right: a favorite idea of one school of architects—a building up on stilts—here is handy to permit the breeze to prevent a dust hazard under the silos



THE DESIGNING OF INDUSTRIAL BUILDINGS

By Kenneth K. Stowell

Giffels and Vallet, Inc., L. Rossetti, Engineers and Architects

If there is one type of building which is now thoroughly and proudly "functional" in its design it is the factory. From first to last, inside and out, it is an orderly, logical correlation of elements having an absolute unity of purpose, each element contributing its share to the one end — *efficiency of production*. Efficiency means not only lower unit costs, increased production, and the maximum effective use of machinery, power and skill, but improved working conditions, public relations and company prestige. Space, structure, and equipment are planned to produce the environment and facilities that in every way will conserve time, energy and materials and will contribute to both the quantity and quality of the product and the success of the enterprise.

In good factory design architecture and engineering are one, integrated and coordinated, developed organically as a collaborative project. Such design requires the services of a competent group, each an expert in a special technical field, each experienced in dealing with a particular phase of the whole and accustomed to coordinate his work with that of the others. Each must have an open and inquiring mind, an understanding of the project as a whole, and the imagination and ingenuity necessary to integrate his part of the solution with all the others. And the earlier in the development of the project the group gets together the better, even before the site is chosen.

The Site. The owner and his production engineer together with the architect and the engineer group of the design firm have many factors to consider in the survey of

possible sites — physical, economic, legal, social, site size (for parking and future expansion), climate, land topography, soil conditions, availability of raw materials, water, waste disposal facilities, labor markets, transportation, power and fuel, tax conditions, comparative land costs, etc. These are too numerous to consider in detail here but are of prime importance to the success of the project, and vitally affect the design of the plant, its equipment and its cost. The general arrangement of the manufacturing processes and the flow of materials should be determined before the site is selected to be sure that it lends itself to an efficient arrangement of processes and flow.

Design, Analysis and Procedure. Once the site is chosen the first task of the designers is to determine precisely, accurately and in detail the present and projected manufacturing processes and the machinery, space and facilities involved. It is at this stage that the experience, knowledge and imagination of the designers yields dividends. Changes in lines of flow, suggestions for new time-and-labor-saving machinery and for space-and-time-saving arrangement and rearrangement of space are made at this time. This basic "development engineering" constitutes the essential planning which determines the size, shape, structure and equipment of the plant and its surrounding areas. The study of plant layout is thus an inevitable integration of architectural and engineering planning.

This determination of the plan that will prove most efficient in its provisions for men, materials and ma-

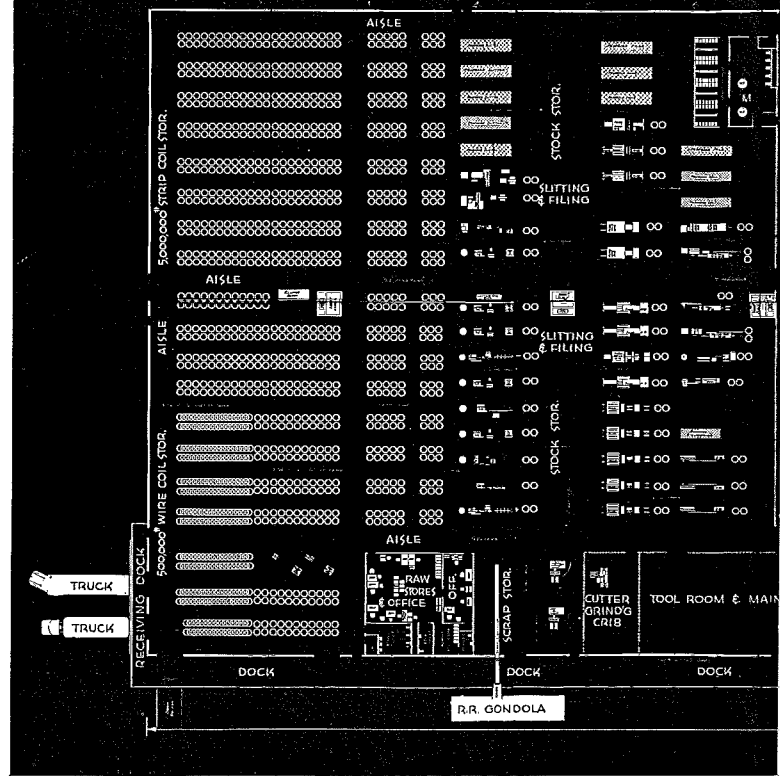
Plant Layout with Templates.

The design of a factory begins with analysis of processes, flow charts and template layouts of machinery



Template Layout.


Example of completed layout for a plant making coil springs. The left third of the diagram shows storage area for material to be processed (wire coils), which moves via overhead cranes to various process machines—slitters and filers, etc. Center third shows hardening furnaces, then a row of polishing machines. In the last third are grouped a wide variety of smaller machines and process operations



chines, is best achieved by employing a template method. Each machine and the surrounding area for its operator and for its raw and finished materials, plus its serving conveyors, etc., is accurately shown by templates, or models, at suitable scale, so that each piece of equipment may be arranged and rearranged with the others until the best organization of equipment and space is achieved. It is at this early stage that each of the experts in each field can make his most effective contribution and constructive suggestion. It is then that teamwork counts and such compromises as must be made will be in the best interests of the project as a whole. It is there that the difficulties of integrating all the component parts can be most easily adjusted for


simplicity, orderliness and economy. Each expert from his standpoint can then analyze the plan, foresee possible difficulties and discuss with the others suggested better solutions. Problems of power-distribution, lighting, air conditioning, materials handling, waste disposal, dust-and-fume control, maintenance, employee traffic, safety, column-spacing, structure and all the rest are threshed out, for each affects the others. In effect both the designers and the managers of the proposed plant here visualize every possible aspect of its operation and arrive at definite conclusions.

It is at this stage too that provisions are made for flexibility and expansion, for the inevitable changes that must be made subsequently to keep the plant al-



Three-dimensional Studies.

Study of entire plant in models helps both designers and owners to visualize the project and to make final decisions. Model of Dearborn Motors plant, Dearborn, Michigan



ways abreast of the new processes, new machines and better techniques that characterize our industries.

In factory planning the paring down of floor area — or the crowding of machines to save cubage and first cost — may well prove expensive in the long run if it slows down production or prevents rapid changes as new processes are developed, new models or products are to be made and new machines installed. For instance, wide aisles (even wide enough to accommodate whole machines in case of replacements of breakdowns) many times have saved their cost in cubage by saving shutdown time, and by permitting freer, faster and less hazardous movement of men and materials. Freedom from breaks in the continuity of operations is essential


in modern mass production, and space planning is a vital factor both in promoting uninterrupted processes and in providing flexibility for change and expansion.

Employee Facilities. Both the quantity and the quality of the product depend not only on the sequence, precision and efficiency of the factory's tools and machines but on the proficiency, pride and physical fitness of their operators. So the development of factory design has been concerned more and more in recent years with optimum conditions of light, heat, humidity, air conditioning, acoustics, safety and warning controls, dietetics and cafeterias, locker and rest rooms, recreational facilities, first aid stations — all of which contribute to the workers' comfort, well-being and consequent

Layout Outside the Plant.


Air view of steel fabricating and assembly plant for Caterpillar Tractor Co., Peoria, Ill., showing outdoor storage in foreground, ventilating fans and unit substations on roof





Choice of Materials.

Simple, unbroken brick wall, Studebaker Corp., South Bend, Ind.



Glazed walls, plant for Ford Motor Co., Dearborn, Michigan

effectiveness. Perhaps the most neglected of these to date is the matter of sound control and its relation to both first cost of the plant and to potential increases in quantity and quality of production. We can expect further developments in this field.

Considerations of factors involving better working conditions are not to be afterthoughts to be "fitted in somehow" after working drawings are well along, but should be part and parcel of the original planning studies.


Current Trends. While there are no "revolutionary" developments in the design of industrial plants at the moment, there are certain recognized trends. Most of these are in the nature of evolutionary changes, and, because they affect many or most of the parts and details of the plant they do influence the current design pattern.


To mention a few trends resulting from recent ex-

perience in the constant effort to increase efficiency, there is the almost universal adoption of the single-story building rather than the old multiple-story structures except where certain processes require the latter. The one-level floor plan not only facilitates efficient arrangement of parts lines and assembly lines, but also provides for ease of material handling by conveyors, cranes, monorails and especially by the improved varieties of lift and platform trucks. The use of skids and trucks permits high stacking, as well as convenient transporting of materials, thus using space up to the trusses or girders and conserving floor area. Expansion and addition to a single-story building are usually much easier too. The "one-level" designation is not strictly accurate because mezzanines, tunnels and some basement and penthouse areas are frequently employed to conserve cubage and to keep auxiliary services adjacent to the areas they serve. Employee facilities and offices,


Gottischo-Schleisner Photo

Entrances no longer need be monumental and elaborate. Simple, intimate, "human scale" design consistent with entire plant is the rule. The first one at the right is the entrance to an employees' building at Electronics Park, Syracuse (General Electric Co.); those on the opposite page are main entrances to factory office sections





Aluminum panels, Federal Telecommunication Lab., Nutley, N. J.



Metal, glass and brick, Wallace Barnes Div., Bristol, Conn.

for instance, are often placed on mezzanines, and fans, air conditioning apparatus and substations in pent-houses.

Then there is the increasing dependence on mechanical rather than natural means for "controlled environment" in lighting, ventilation and air conditioning. Windows frequently are employed more for their psychological effects, to remove any feeling of claustrophobia, than for the lighting of tasks, since artificial lighting is more uniform and is necessary in any event for two or three shift operation. Colors, light and cheerful, are more universally used because they encourage orderliness and neatness, increase efficiency, promote safety and enhance morale. Also colors used as a means of identification save time, reduce errors and prevent accidents.

Structure. Structurally, the plant today is usually of steel frame, trusses (both riveted and welded, of ever


wider spans) covered with flat roofs of prefabricated units; curtain walls of insulated metal (or other sheet materials), glass or masonry; and floors of concrete finished integrally or with wood, tile or resilient flooring. Exterior walls, where not subject to impact injury, are increasingly designed to be of lighter, larger manufactured units rather than of heavier masonry. These offer a wider palette to the architectural designer in addition to saving weight, time, and, in many instances, first cost.

Electrical Distribution. Electrical distribution systems are now designed for flexibility and ability to meet varying load conditions at a minimum cost, and for reliability, good voltage regulation and elimination of shutdown in case of difficulties in local circuits.

It is customary now to bring in the primary power supply and to use a number of unit substations from which the low voltage is distributed. These substations

Lens-Art Photos





Daylighting.


Main shop bay showing high level natural light and unobstructed plan, permitting changes in processes. Ford Motor Co., River Rouge plant, Dearborn, Mich.

are completely prefabricated into compact assemblies for ease of installation, low operating and maintenance costs and ease of operation. The location of substations and their support must be taken into consideration in the general planning, and frequently floor area can be saved by locating the substation in a penthouse or on a mezzanine. For maximum flexibility and to facilitate machinery rearrangement, plug-in bussways have become popular. There is also a trend to create control centers centrally located with the equipment they serve


so that both installation cost and space are conserved. The recommendation of the electrical engineer who designs the system of power distribution and of lighting is naturally correlated, therefore, with the work of the process engineer, the structural engineer and the architect, in the planning.


Industrial Illumination. The system of factory lighting to be adopted depends for both the quality and the quantity of light upon the task to be performed within the various areas of the plant. Brightness ratios are

Materials Handling. *Overhead crane stock piling spring coils. Wallace Barnes Div., Bristol, Conn.*



Here the conveyor is merely a suction hose, moving powdered material from enclosed railroad siding platform. Bakelite Corporation, Ottawa, Illinois





Hedrich-Blessing Photo

Artificial Lighting.

Assembly floor in air conditioned multi-level plant with interior lighting of high intensity. Ford Motor Co. Aircraft Building, Dearborn, Mich.


as important as light intensities. Both intensities and brightness ratios are affected by the use of color in the plant, and higher reflectivity from the ceiling, floor, walls and the machines themselves naturally cuts down the necessary lighting load.


Vapor tube lamps have become increasingly popular because of their high efficiency. Mercury vapor lamps are used frequently, especially where accurate control and distribution of light are necessary from high-mounted fixtures. Incandescent lighting is frequently used in connection with these lamps to produce a more pleasing color and quality of light. Standard fluorescent, slimline and cold cathode lighting are competing for popularity as the source of illumination of general industrial areas. Baffles and shielding of various types are necessary sometimes to prevent glare and to protect the eyes of the worker from direct exposure to the source of light.

Architectural Pattern. From an esthetic standpoint the contemporary large plant involves a somewhat different conception of scale and detail than the more usual small buildings. The larger plant becomes almost a problem in city planning, with its traffic control problems, its highways, railways and in some cases waterways; its parking for staff, visitors and employees; its provision for storage of raw materials and finished products; its space for employee recreation, its landscaping, its safety and security measures; all problems which do not deal directly with the actual manufacturing process. Industrial architecture is thus space planning on a large scale, not just the design of buildings. It is one thing to make an integrated design of a structure that can be taken in at a glance but quite a different problem to deal with buildings which run to hundreds and often a thousand or more feet in length. An elevation of a thousand feet

or so broken by trucking doors, pedestrian doors, penthouses, expansion joints, monitor ends and crane tracks, and further complicated by changes in plane and height dictated by the processes enclosed, certainly presents a difficult design problem. However, in skillful hands a building of these dimensions can be treated in a unified pattern. The very items which initially appeared to be troublesome may well offer welcome relief, opportunities for accent and variation within the over-all design. Though the small-scale drawings will show the entire

Safety. *If the operator of this steel scrap baler should be dragged toward machine, his hand would leave switch, cut the current*





F. A. Russo Photo

Lobby Design.

A bright, spacious, dignified lobby, planned for complete control by receptionist, a necessity where large numbers of visitors are received. Federal Telecommunication Laboratories, Nutley, N. J.

building at a glance, at full scale it is impossible for the eye to appreciate more than a small area at one time in its full detail.

Simplicity of form and mass and directness of expression are the keys to unified and satisfying design. Economic considerations, fortunately, usually preclude the possibility of applied beauty or extraneous ornamentation. The architect must use the materials best suited to their respective purposes to enclose space that is largely determined in form by the production processes to be sheltered. His skill within these limitations is demonstrated by his frank acceptance of them and his bold and sensitive use of the direct, honest approach. The net result is the clean simplicity and strength which has come to characterize American industrial architecture.

It is regrettable that in some cases in the past this


excellence of design was marred by inconsistency when it came to the administration building. Too often the client who expected and demanded maximum light, air and economy in his factory buildings did not hesitate to insist upon a "special treatment" of a quite different and less efficient caliber for his administrative areas. As a result the entire plant suffered both in its efficiency and its esthetic character. However, leading industrialists now realize the advantages inherent in the consistent, unified design of all the elements of the plant — advantages in prestige and in the psychological reactions of both the public and the personnel of the plant itself.

The industrial owner's prime purpose is more and better production and the architect-engineer team working together from the start and collaborating at every stage in the development of the design provides the best possible facilities for his purpose.

Employee Facilities.

Left, cafeteria designed for comfort, efficiency and ease of maintenance; Electronics Park, General Electric Co., Syracuse, N. Y. Right, wash-up and toilet room, light, sanitary and easily cleaned; Ford Motor Co., Dearborn, Mich.



Gottsho-Schleisner Photo



PRINTING PLANT PLANNED FOR EFFICIENCY

Maclean-Hunter Publishing Company, Ltd., Toronto, Canada


Allward and Gouinlock, Architects




Photos — Left: Rice & Bell • Above: Grant Collingwood

IT is still something of an event when printers and pressmen get sufficient space and efficient production layouts; it seems traditional in the industry that printers must work in buildings practically as old as printing itself. Here is the latest plant to break the tradition; it represents a long and thorough study by both the client and the architects in the interest of efficiency in the production of some 7000 magazines an hour.

The plant, all in a single story, features long spans; large open areas, functional lines of flow, modern materials handling equipment, adequate lighting and ventilation, accurate humidity control, and especial provi-




Continuous belt conveyor carries mail bags, some 2000 a day, from the mailing room to a chute leading to truck platform

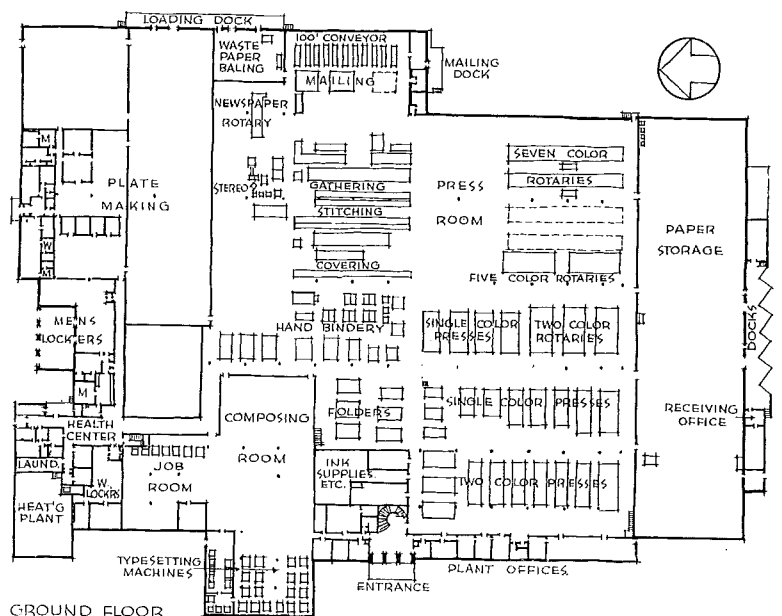
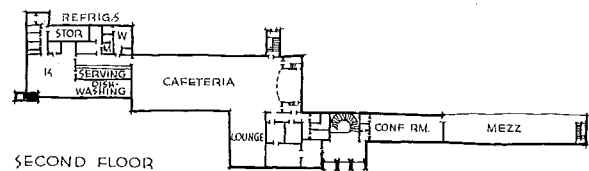


Mailing room (top, center, in plan below) comes at the end of the magazine "assembly line," handles 7000 magazines an hour

Rice and Bell Photos



Five-color press, for printing magazine covers





Composing room is spacious, unpartitioned



visions for cleanliness, plus employee dining and recreational facilities which printers and pressmen must find quite novel.

Perhaps it was natural that all this should be housed

in a building architecturally well-mannered and well composed. It is worth noting, nevertheless, that this was not merely fortuitous; the architects received every encouragement in their efforts to make it so.

Three-ton electric crane handles paper supply

Sawtooth truck dock facilitates unloading



POSTWAR FACTORY CONSTRUCTION

By Eric L. Bird, Editor, *Journal of the Royal Institute of British Architects*

SINCE 1945 new building in Britain has been virtually limited to factories, working-class housing and schools, the first two ranking about equal in priority, with school building a distant third. From December, 1945, to December, 1948, the Ministry of Works sanctioned about £142 million worth of new factory building.

At first sight, these British factories do not present any startling or sensational novelties. Construction is strictly of an austerity nature. There is no money for the more far-fetched experiment which may not come off, nor for architectural frills on the buildings. Structural steel consumption is strictly rationed, and the architect has to account to the materials licensing authority for every ton of steel for which he asks. Consequently, there is at present a keen study of structural techniques, of alternatives such as various new forms of concrete construction and aluminum framing. The high price of fuel is also affecting structural design so that much closer attention is being paid to heating, ventilation and insulation than in the past. Fuel consumption, for instance, in a large factory has been halved by insulating the roof, at a cost which will be covered in three winters by the money saved on fuel.

Another feature is the application of scientifically-designed lighting. One result of the blacked-out factories in World War II has been a very close study of daylighting, much of it undertaken towards the end of the war by government's Building Research Station. It has been claimed that the knowledge and ideas of Britain's experts on this subject are in advance of current American practice, and that British architects have now improved on the "monitor" roof light which used to be so popular in American factory building.


The windowless factories, of which several examples have been built in the United States, are not favored by British architects; wartime experience had shown

that workers dislike them and that output was adversely affected. Opinion generally favors a combination of artificial illumination and daylight, so as to maintain a high, even standard of lighting everywhere and yet allow workers some view of trees and sky. This gives the illusion of a daylighted factory, the addition of artificial light being almost unnoticed. On the other hand, the "all-glass" factory is equally disliked because it has poor insulation, being cold in winter and like a hothouse in summer, and often resulting in a glare that is uncomfortable or even dangerous to workers at machines.

The word "welfare" has taken on a greatly extended meaning. It denotes much more than the provision of a canteen, a first-aid room or sports ground, though today these are considered to be essential. It implies the creation of a good working environment, the result of a close study of the ways of achieving the physical well-being and morale of workers as individuals. Careful consideration is being given to the color of both factory interiors and machines, linked with the application of lighting to different classes of work. New methods and color schemes introduced have resulted in a better morale in the factory, fewer accidents and improved output.

The progressive influence of good design and color is well illustrated in the coal mining industry. Very early in the inter-war period the Miners' Welfare Commission began to erect pit-head baths. The architects in charge insisted on making them colorful and designing them well. In all, 365 mines were provided with bath buildings. Their bright appearance influenced the layout and other secondary buildings of mines, and has now culminated in the complete architectural design of a new colliery at Rothes in Scotland. This new colliery, now under construction for the National Coal Board, houses the most modern lifting, handling and washing plant.

John Maltby Photo




New factory for British Nylon spinners at Pontypool, South Wales. Sir Percy Thomas and Son, architects; Messrs. Scott and Wilson, consulting engineers

IN ENGLAND

Britain's new factory buildings reveal the accepted belief that industrial architecture is not a poor relation of the fine art of architecture as expressed in public buildings, but an integral part of it; that a factory of good shape, efficient planning and clean color is a work of architecture in its own right; that the function of having to produce something to sell at a competitive price is only one of the many limiting factors which govern building projects; that even heavy industry with its tradition of noise, dirt and fumes, need not create "blighted areas" as in the past. These concepts are generally accepted by industrialists as well as by architects, and are being accepted increasingly by public opinion in Britain.

Most of the facets of Britain's postwar factory building drive are illustrated in the great new factory of British Nylon Spinners Ltd.

This has been built at Pontypool in the South Wales mining area. It was designed by Sir Percy Thomas, a past-president of the Royal Institute of British Architects. The main building is 1084 ft. long and has a million sq. ft. of floor space. With full production 1700 men and 300 women will be employed in a continuous three-shift system. The site, which allows space for the factory to be doubled, has a sports ground for employees. Included in the scheme, though not yet built, are a head office building, a research block, an employees' club house and a games pavillion. The main building contains dining-rooms, a fully-equipped surgery and labor offices. In this last, the Works Council — a joint affair of directors, management and workers — and the welfare officers cooperate; an individual interest is taken in each employee and in the care of his or her welfare and health. Boys who enter the laboratories and young clerical workers are given facilities for part-time further education. The establishment of this plant by private enter-



Wainwright Photo

Interior of generation station of the new steel rolling mill for Appleby Frodingham Steel Company. Frederick Gibberd, architect


prise was given assistance and encouragement by the Government.

An example of a middle-sized plant is that for Hoover Washing Machines at Pentrebach in Wales. Situated in a development area and now in production, the factory employs local labor, only three per cent of key personnel having been moved from the firm's London plant. The factory has a large sports ground with two football pitches, a running track, tennis courts and a bowling green. The canteen is situated between the factory and the sports ground and is designed as a club, the main hall having a stage. The building is a simple brick structure with a steel frame, but with its flowerbeds, grass and young trees is in sharp contrast to the original site, which consisted of abandoned mine workings. This plant brings new employment, life and amenity to an old, declining industrial area.

The construction of a new factory is not yet as speedy as it would have been before World War II. Negotiations with Government departments take time; there is still a serious shortage of many building materials while there is an inflated demand for them, which the building licensing authorities have to sort out. Building labor is also short in many areas and its productivity not up to prewar standards. Work is still occasionally held up by delay in delivery of essential components. But these hindrances and frustrations are gradually being overcome. Britain is slowly, but steadily, progressing with her postwar reconstruction of industrial plants.



Wakefields Ltd. Photo

Postwar factory in Britain for Hoover (Washing Machine) Ltd., also in South Wales. Wallis, Filber & Partners, architects. Features good facilities for workers




Great Lakes Spring Corporation plant has office and engineering departments in a second story portion, with cafeteria below. In the plant daylighting is brought to the interior with an A-frame monitor

Hedrich-Blessing Photos



Recent additions to
Clearing Industrial District
Chicago, Illinois

FOUR TYPICAL SMALL FACTORY BUILDINGS




John S. Cromelin

Architect

Crown Rheostat and Supply Company manufactures automatic plating equipment in its new plant. Steel construction which carries two 5-ton cranes. Exterior in salmon face brick, cast granite entrance







In general the plant of Acme-Wiley Corporation, manufacturers of neon signs, is typical of the Clearing construction, with its steel frame and monitor, though spans are longer than usual


THE small factory building is nowhere better typified than in the Clearing Industrial District, on the south side of Chicago. This factory subdivision has witnessed a steady building program in recent years, and John S. Cromelin, the staff architect, reports a recent increase in interest in new plants. This straw in the wind might indicate that factory construction will stay active, to

confound prognosticators who have been saying that it will tend to decrease, what with postwar production in many lines catching up with long unsatisfied demands. Invariably the plants in this busy industrial area are unspectacular, but clean, straightforward, efficient and economical. Main production areas are all of one-story design, with large window areas.

National Can Corporation plant is larger than most in the Clearing District, containing 240,000 sq. ft. Factory section consists of alternate 61-ft. monitors and 21-ft. low bays








Julius Shulman Photos



“THE COLONY”: A STUDIO APARTMENT GROUP

BEAUTIFULLY situated at the foot of the San Jacinto mountains, this small group of studio apartments is keyed to the needs and preferences of a specific class of tenant — artists who spend part of the year in Palm Springs. The idea was that of illustrator Earl Cordrey, the owner, who gave his architects a detailed list of requirements (see next page). The building is concrete block and frame, with prominent studio roofs proclaiming its function.



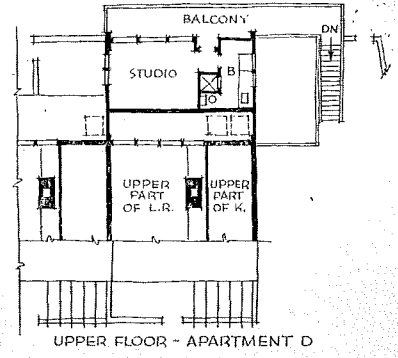
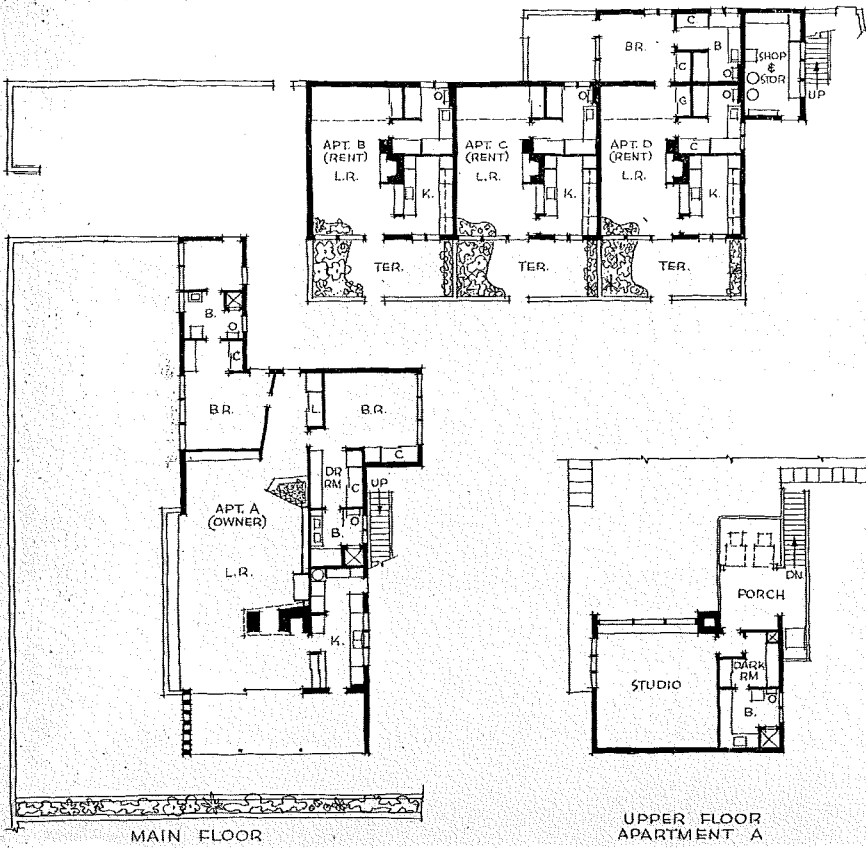



Mr. Cordrey's requirements were specific: for his own apartment, living-dining space, two bedrooms (each with dressing room and bath), kitchen-laundry, office space, a studio large enough for classes, a dark room; for the other apartments, a private patio for each, and a small working studio among them; for the group, an informal atmosphere and a central garden with a pool. Exterior colors were chosen to blend with desert brush and surrounding mountains: lower walls are lavender gray with accent walls of deep eggplant; upper studios are soft gray, windows and doors are white. On the interior the concrete block walls and the ceilings are warm gray, with one wall in a deep grayed blue, green or purple. All cabinet work is natural oak, glazed with white. Floors are concrete, colored with acid stain and covered with matting in living rooms, asphalt tile in studios. Furniture includes Eames and Aalto chairs and pieces designed especially by the architects. Right: patios of the small units open to the central garden. Below and opposite: the owners' patio and dining terrace

Julius Shulman Photos




0 10' 20' 30'





Each of the small apartments has a large studio living room (above), dressing room (far right), kitchen and bath, and one has a separate bedroom and second bath. Plans call for future addition of another three units, identical in plan with the group already built. Right: looking out from owners' kitchen toward patio. Opposite: the owners' living room. All fireplaces are of Arizona stone with sliding mesh fire screens. Drapes, bedspreads, etc., were selected and made by Mrs. Cordrey. Electric space heaters and evaporative coolers provide for the variations in Palm Springs climate; hot water heaters, kitchen ranges and refrigerators also are electric. Roof and second floor walls are insulated with aluminum







DESIGNED FOR DISPLAY OF HOSPITAL EQUIPMENT


A. S. Aloe Co., Los Angeles

Richard J. Neutra, Architect

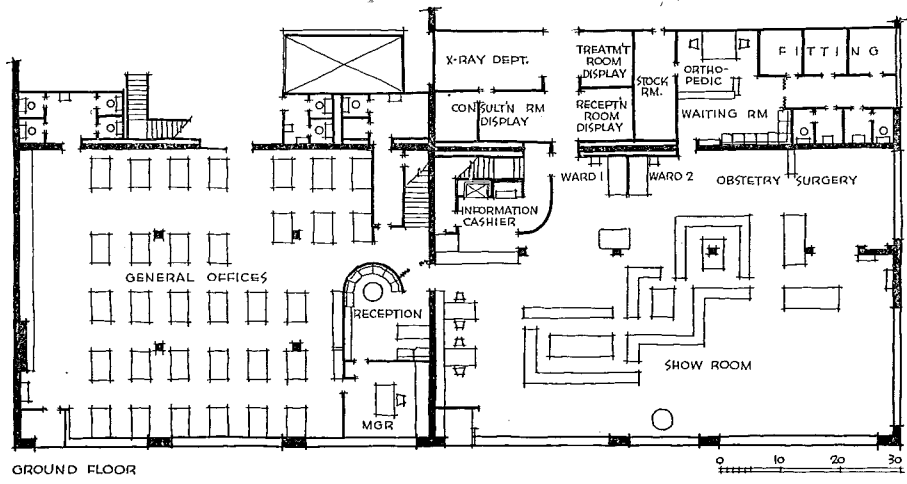
Julius Shulman Photos

ENTIRELY in keeping with the merchandise on display is the hospital-like atmosphere of the new Aloe building in Los Angeles, designed, in the architect's words, "not to compete with, but to form the proper background and foil for" laboratory appliances, surgery tables, etc.

Exterior of the two-story building is stucco with mica glaze, stainless steel and aluminum. Showrooms, a truss-fitting department, general offices, and handling and shipping facilities (not shown on plan) occupy the main floor, stock shelving and warehousing the second.



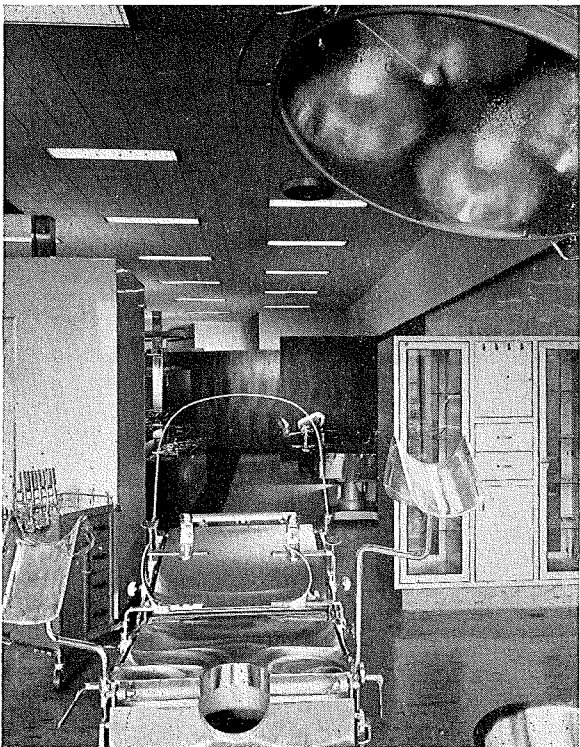
The large showroom, above and opposite, is actually one room, but is departmentalized by counter placement and stub partitions (see plan, next page). Walls are plywood veneer and laminated plastic, floor is black and gray asphalt tile, ceiling is acoustic tile



GROUND FLOOR




Julius Shulman Photos



Main touch of color in the showroom is a 60-ft. mural over the wall cases, designed by the architect and executed by Hans Mangelsdorff. It depicts, says Mr. Neutra, "the subtropical hospital overlooking a bay of the blue-green ocean and a shore of palms and luxurious Henry Rousseau vegetation." Significance is the interest of the Aloe Company in the development of health facilities in the Pacific area. Glass-fronted wall cases are lighted from bottom and ceiling; floor cases have glass tops, indexed drawers






John Hancock *Mutual* *Life Insurance Company*

HOME OFFICE
BOSTON, MASSACHUSETTS

Cram & Ferguson, Architects-Engineers


Turner Construction Co., General Contractor



Information desk and waiting room, main floor



Extensive employees' lounge; employees' store is on same floor



John Hancock Hall, a complete theater, Boston's finest


ARCHITECTURAL RECORD

JUST dedicated, Boston's newest big building dwarfs the adjoining former John Hancock home office. It is New England's tallest; mechanically it is completely equipped, in finish it is most meticulous, structurally it was a difficult problem. To quote *Newsweek*, "It does for Boston just what the Empire State Building does for New York."


Beneath it is a waterproofed concrete slab 10 ft. thick (to resist water pressure and distribute the load) on steel H piles driven 155 ft. below grade to bedrock. The building was designed and erected with care lest its weight should disturb the fill in which it sits, or displace surrounding structures. Above, it is occupied

primarily by John Hancock, with 5 floors of rental space. In the building are: John Hancock Hall, Boston's most modernly equipped theater; the Dorothy Quincy Suite, for social functions; New England's fastest elevators (800 fpm); moving stairs connecting eight floors; an electric-eye-controlled mail conveyor system; eating facilities for 5000 employees; air conditioning for the entire building; and to top off, a stainless steel tower and TV-FM broadcast mast (the broadcasting station concerned has not yet received a TV license). All ceilings are acoustic. The aluminum sash can be cleaned from inside. Throughout, full performance, easy maintenance, etc., were paid at least as much attention as low first costs.

Photos by George M. Cushing, Jr., and Haskell




Street entrance; doors to John Hancock Hall and Dorothy Quincy Suite; elevator lobby; 6th floor corridor to executives' dining





Above, lounge; at right, officers' and


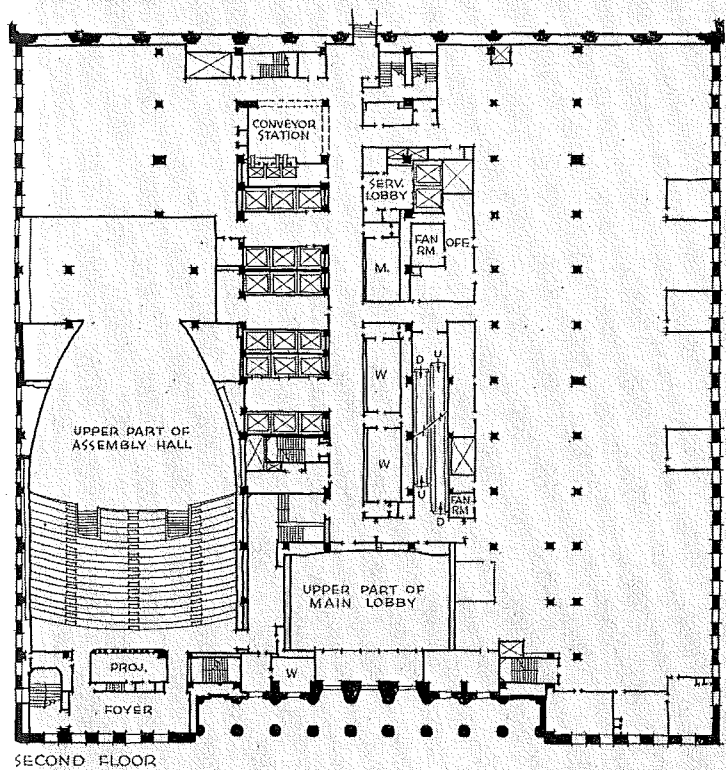
directors' suite



Conference room; right, lobby mural of



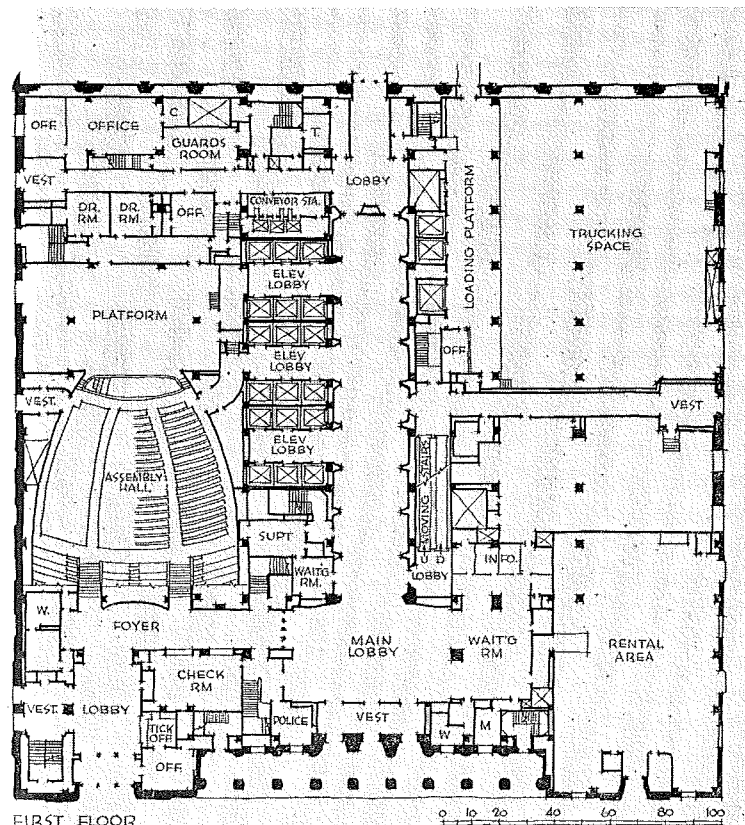
Constitution drafting



Ease of maintenance is stressed all through the building. Marble surfaces walls in main lobby, John Hancock Hall foyers and stairs to Dorothy Quincy Suite below it. Corridors have terrazzo floor and either tiled wainscoting or enameled metal walls. Stairways are tile walled, with terrazzo treads and metal hand-rails. In lavatories and toilets, no partition or fixture touches the floor (for easy mopping). These rooms and all equipment closets are lined with glazed tile



Acoustic ceilings, furred 3 ft., conceal ducts, conduits, etc.

John Hancock
Mutual
Life Insurance Company





Air conditioning system has electronic filters. Winter heating is provided by window heating units, steam convectors, some radiant heat. Steam from street service is reduced in pressure and distributed to the various systems, including kitchens and domestic water heating. There are some 65 air conditioning, exhaust and ventilation systems. Five vertical air conditioning zones are further divided according to occupancy and exposure into a total of 16 zones, for which units are grouped in sub-basement, 15th (mechanical equipment) floor and 27th floor. Air supply for cooling towers in the roof comes from louvers in the building wall. Temperature regulation is pneumatic, operated by locked pre-set controls in open office space, or manually set in private offices. Duct system required 477 tons of sheet metal; use of aluminum saved an estimated 372 tons. Supply and exposed return air ducts are cork insulated, covered with magnesia cement. Kitchen exhaust, extended to the roof in masonry shafts for fire protection, is of 11-ga. steel insulated with magnesia blocks.

Spaces around the building's perimeter have supply units under each window, with thermostatically controlled dampers and steam heating coils; these are supplied by ducts on the furred ceilings below each



Office space provides excellent working conditions, can be easily rearranged. Right, pneumatic controls regulate air supply




Special wood-surfaced partitions; right, 17-panel master control, basement

floor. Return grilles are also along exterior walls. Interior spaces are served by supply-return ceiling diffusers from ducts above. First floor entrance lobbies and trucking area use hot water radiant heat to dry wetness from street traffic. Sidewalks on three sides have hot water coils for snow melting.



Electrical and lighting system. Wiring for 115-v, low-voltage, and two telephone systems is carried in the cellular steel structural floors and crossheader ducts. Frequent outlets in the asphalt tile floors give wide flexibility, as does the general use of movable, enamel-finished metal partitions and wainscoting. Paint and fabric colors were selected to reduce eyestrain. There are both outside and interior telephones (a 556-instrument outside telephone service, interior telephone system with a 1200-line board and 1480 instruments) and a program bell system. 21,000 flush fluorescent lighting fixtures with egg crate louvers are set in the 600,000 sq. ft. of suspended acoustic metal pan ceilings. Lighting is designed for 45 foot candles at desk level.

Dining areas and kitchens totaling 60,300 sq. ft. are required to serve the 5000 employees in two hours; outside restaurants are inadequate in the building's




Photos by George M. Cushing, Jr. and Haskell

All services, including floor panel boards as shown above, are grouped around the central core. The 18 passenger elevators needed to get 5000 people to work simultaneously are electronically controlled. There are two electric stairways, both reversible to accommodate peak loads either up or down, from basement through 8th floor. Trucking space has three freight and service elevators, one running full building height




Left, clerks eat in air conditioned comfort; right, dirty dishes are washed in 2 dishwashing rooms on floor below



Above, dining room for supervisory personnel; right, main kitchen

and kitchen. A serving area for building service employees and supervisors is in the basement. The Dorothy Quincy Suite in the basement has its own caterer's kitchen.

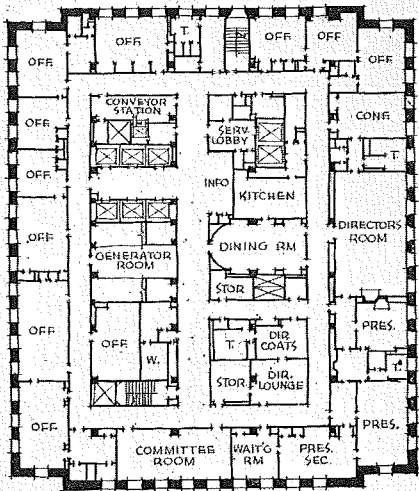
Mail distribution: to facilitate handling over 200,000 pieces of mail and inter-office correspondence daily, an automatic system of vertical and horizontal conveyors, extending from basement to 25th floor, is tied across to the old building with a moving conveyor from the basement to the 10th floor. An electric eye sorts mail trays between the two buildings. A spiral chute serves to backlog mail during rush hours. From the trucking space, two chutes deliver incoming mail to the basement receiving room.



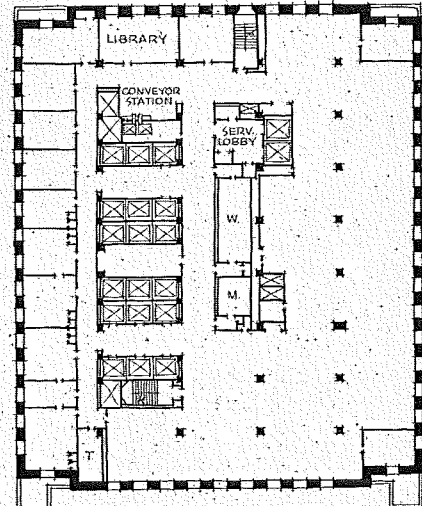
Photos by George M. Cushing, Jr., and Haskell

Detail, kitchen; hoods collect gases for exhaust to roof, have indirect lights, and carbon-dioxide fire-extinguishing system; quarry tile floor can be hosed

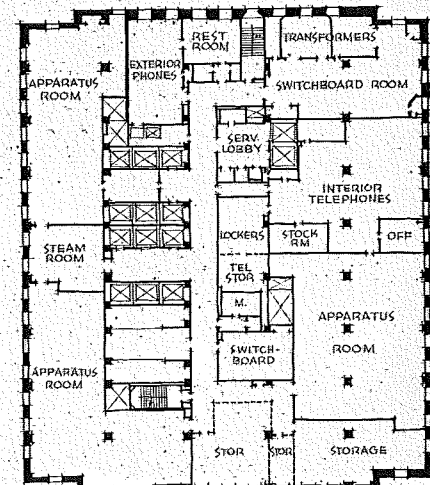
Photos by George M. Cushing, Jr., and Haskel



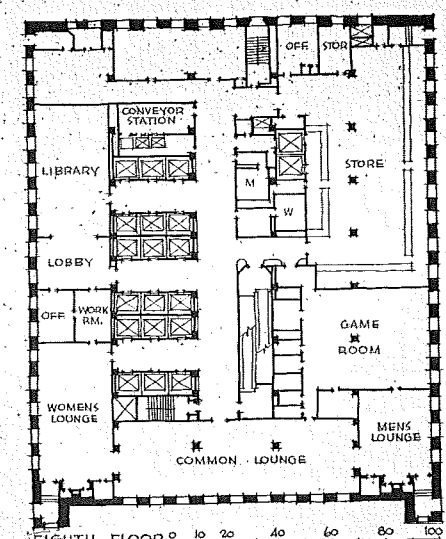
TWENTIETH FLOOR




NINTH FLOOR




FIFTEENTH FLOOR




EIGHTH FLOOR




Main floor, lobby for one of the 3 elevator banks



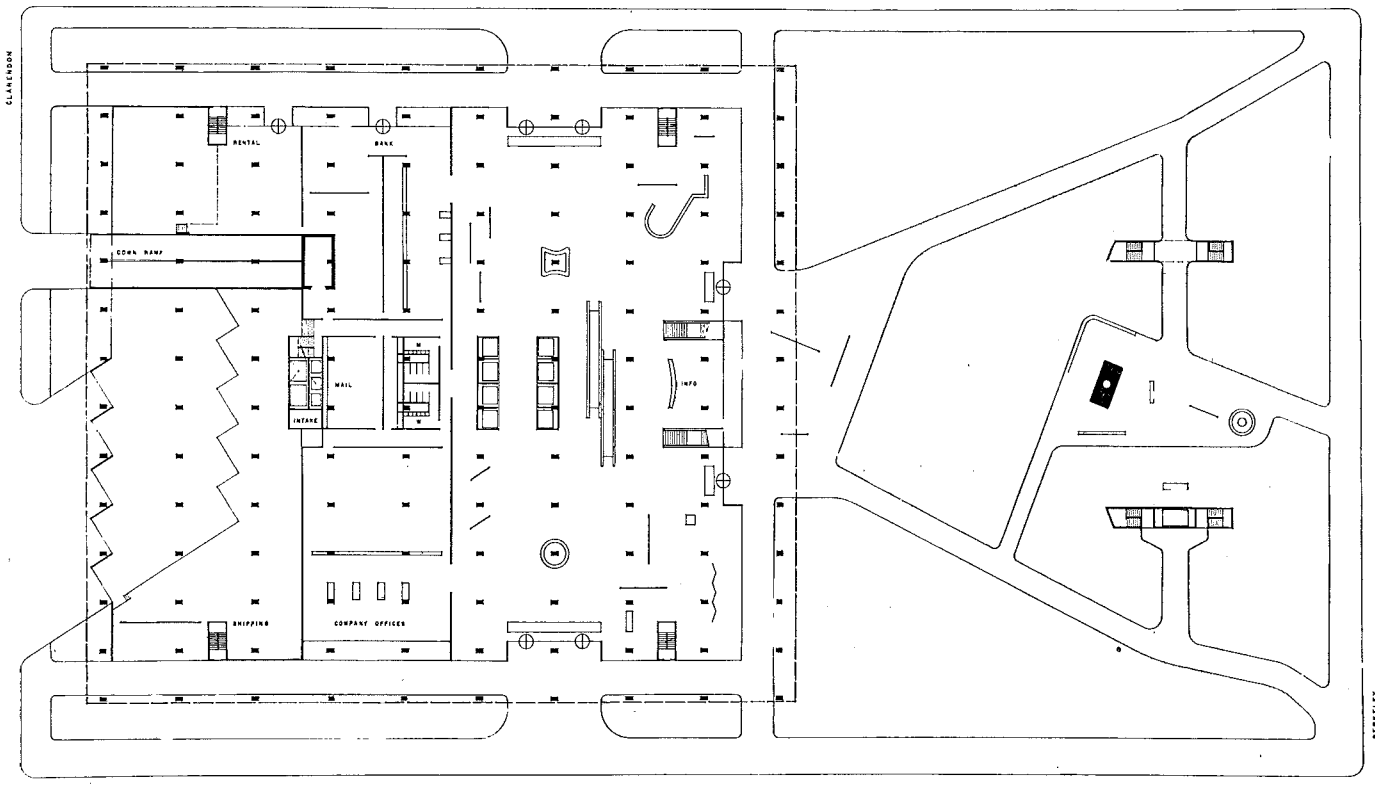
Reversible moving stairs, basement through 8th floor



Mail conveyor; at rush times mail trays "stack" in spiral, rear



Typical toilet; ceramic tile, hung fixtures, acoustic ceiling

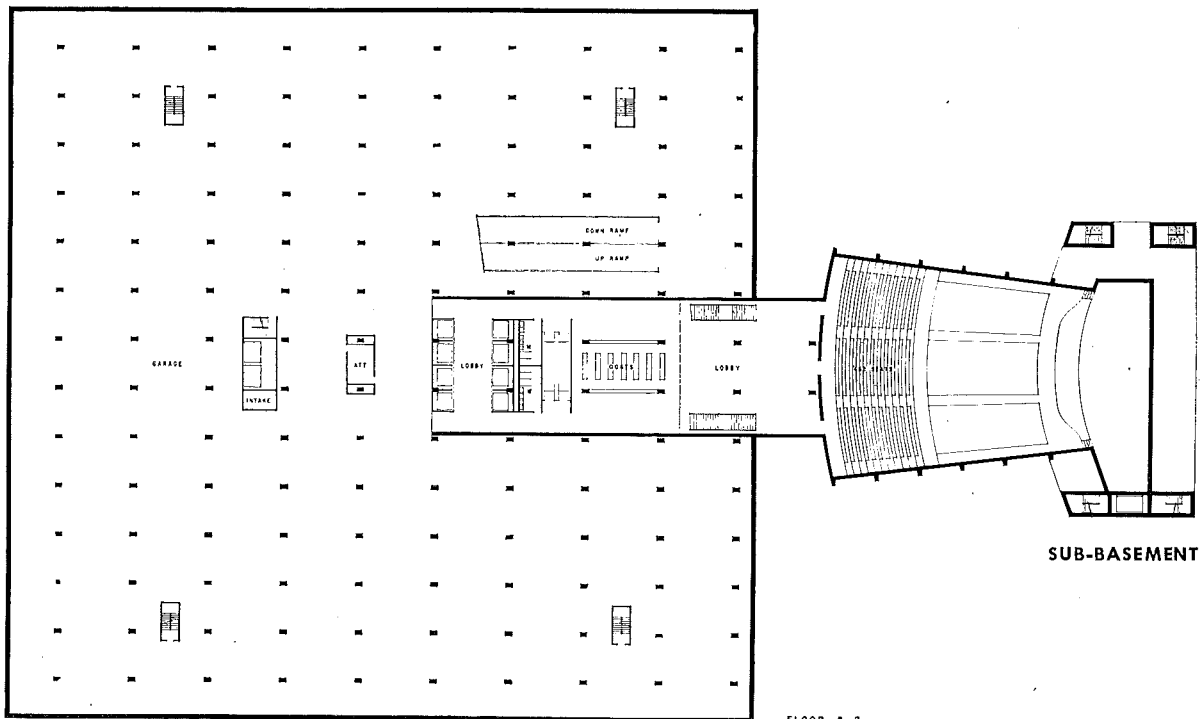


FLOOR 1

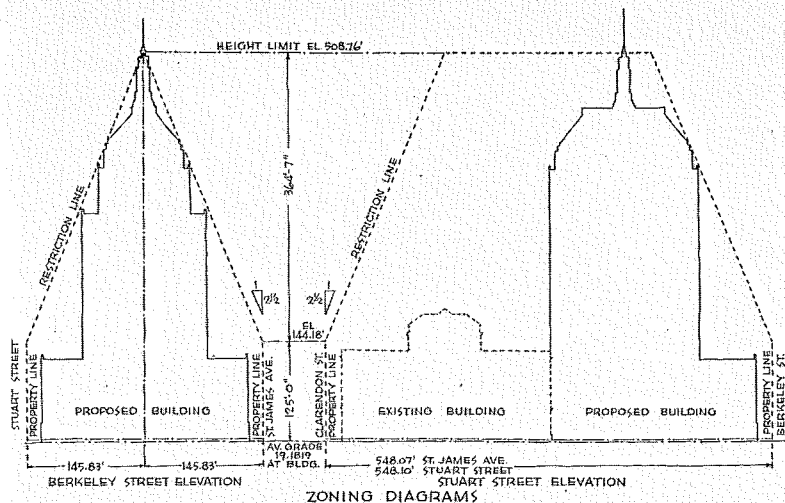
GROUND FLOOR

HARVARD PROBLEM BASED ON JOHN HANCOCK SITE

The program and the site of the actual John Hancock Building formed the basis of an architectural problem in the Graduate School of Design, Harvard University. The problem had two parts: first, structural, mechanical and economic analyses made by the entire class; second, individual solutions, of which one example, developed by Derks, Harvey, Graffunder and Ying, is shown here

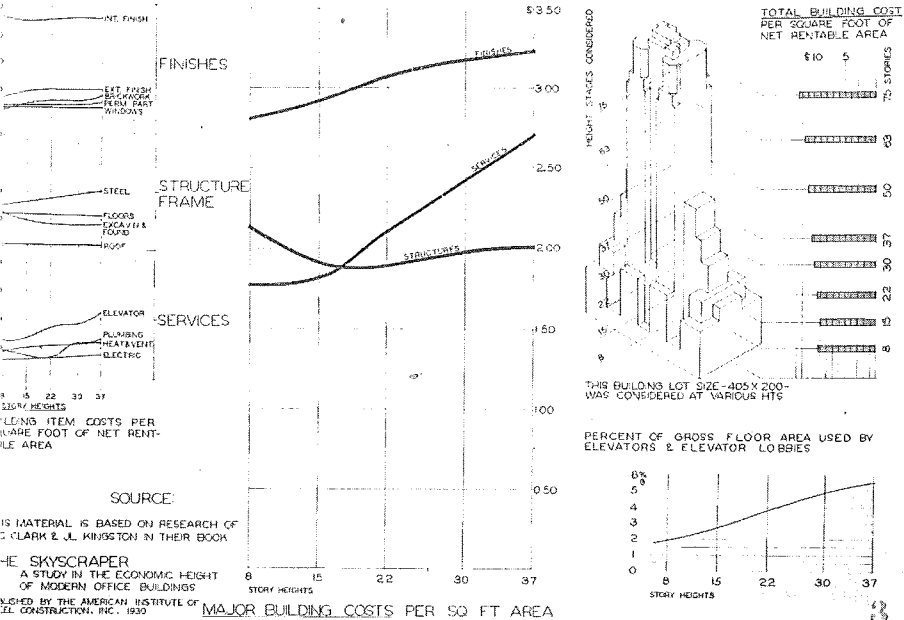


FLOOR B-2




Panels at left and right: six of the eighteen sheets of structural, mechanical and economic analyses—Part I of the problem—which, developed by the class as a whole, became the common starting point for individual solutions. In addition to the six sheets shown, the preliminary analyses included plot plan; column design types; amounts of steel for different

COST & HEIGHT




STRUCTURAL FLOORS

SLAB	THICKNESS	REINFORCEMENT	ADVANTAGES	DISADVANTAGES
ONE-WAY	4" - 6"	STEEL	CLEAN DRY CONSTRUCTION	NOT AS PERMANENT AS REINFORCED CONCRETE
TWO-WAY	4" - 6"	STEEL	CLEAN DRY CONSTRUCTION	NOT AS PERMANENT AS REINFORCED CONCRETE
TWO-WAY	4" - 6"	STEEL	CLEAN DRY CONSTRUCTION	NOT AS PERMANENT AS REINFORCED CONCRETE
TWO-WAY	4" - 6"	STEEL	CLEAN DRY CONSTRUCTION	NOT AS PERMANENT AS REINFORCED CONCRETE
TWO-WAY	4" - 6"	STEEL	CLEAN DRY CONSTRUCTION	NOT AS PERMANENT AS REINFORCED CONCRETE
TWO-WAY	4" - 6"	STEEL	CLEAN DRY CONSTRUCTION	NOT AS PERMANENT AS REINFORCED CONCRETE
TWO-WAY	4" - 6"	STEEL	CLEAN DRY CONSTRUCTION	NOT AS PERMANENT AS REINFORCED CONCRETE
TWO-WAY	4" - 6"	STEEL	CLEAN DRY CONSTRUCTION	NOT AS PERMANENT AS REINFORCED CONCRETE
TWO-WAY	4" - 6"	STEEL	CLEAN DRY CONSTRUCTION	NOT AS PERMANENT AS REINFORCED CONCRETE
TWO-WAY	4" - 6"	STEEL	CLEAN DRY CONSTRUCTION	NOT AS PERMANENT AS REINFORCED CONCRETE



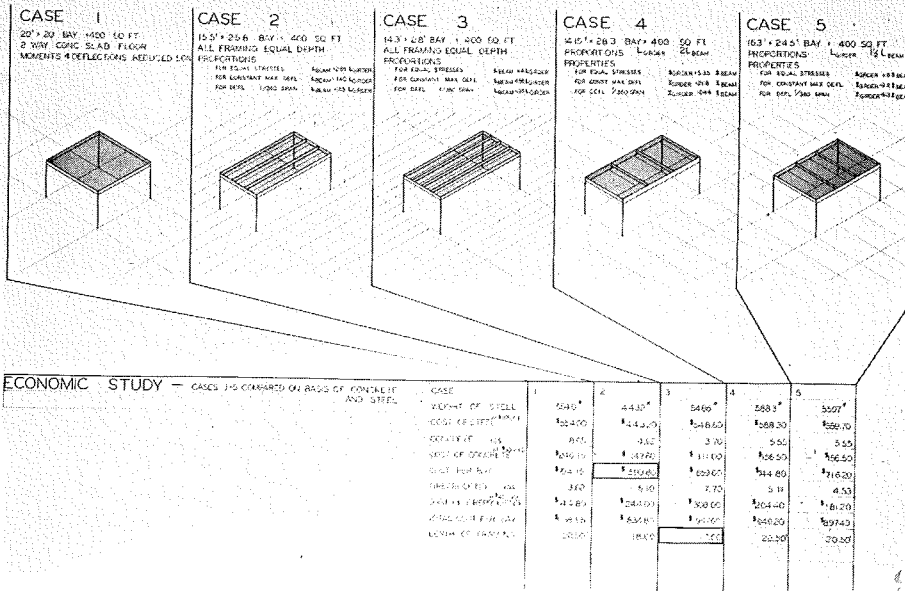
THE HANCOCK SITE

arrangements); wind bracing; effect of elevators and moving stairs on bays; effect of truck parking on bay size; Boston building code; cost differentials (for appropriate types of bays); analyses of beams, of exterior walls and columns; and a final cost summary. Center, below: elevation of scheme (Part III) developed by Derks, Harvey, Graffunder and Ying



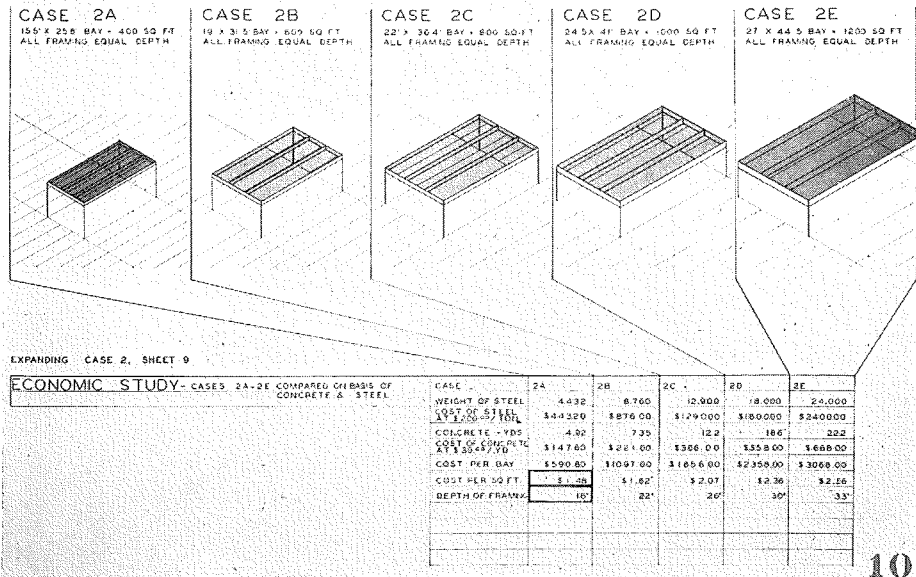
ANALYSIS OF HORIZONTAL FRAMING

EFFECT OF BAY SHAPE AND FRAMING

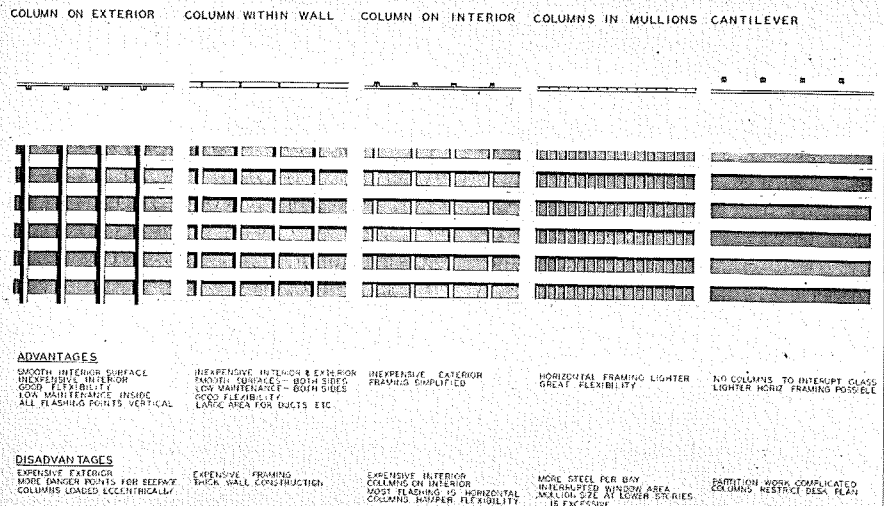


ANALYSIS OF HORIZONTAL FRAMING

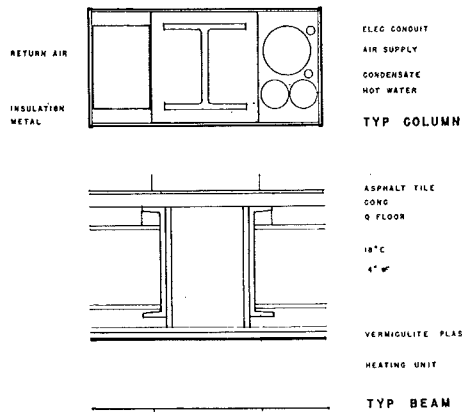
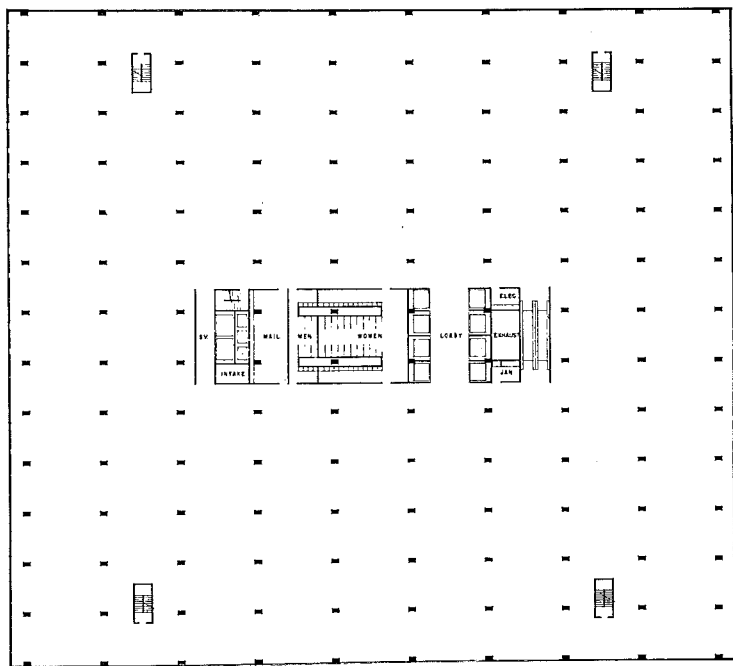
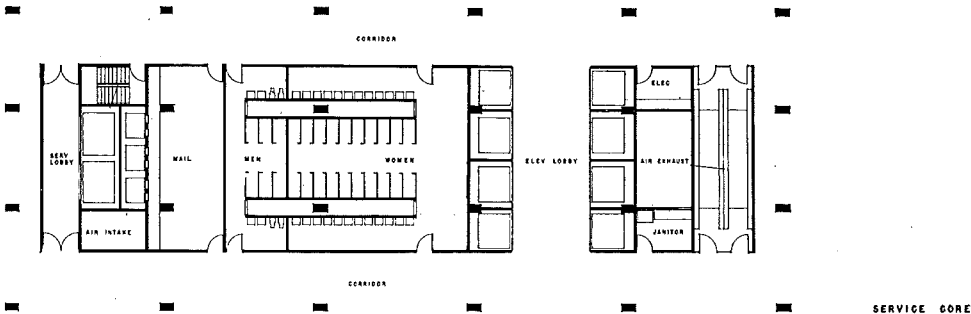
EFFECT OF BAY SIZE



EFFECT OF CONSTRUCTION ON ELEVATION



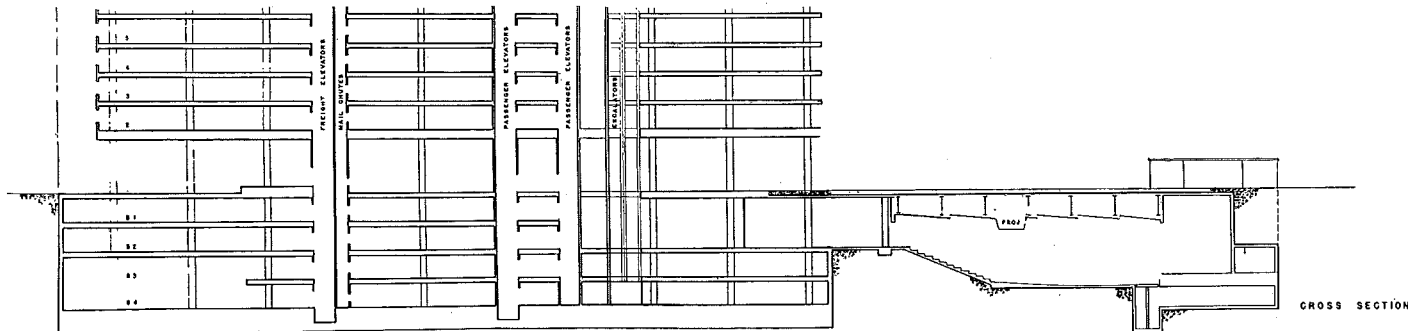
HARVARD STUDIES THE HANCOCK SITE



Above and left, service core, typical column with air and water services, and floor construction which are combined to form the typical floor


The Harvard requirements, like the actual Hancock program, envisioned a 26-story building with corridor connections only to the existing building; a completely air conditioned structure for 4000 to 6000 employees, with the maximum possible of office space, an assembly room (used also for dances and banquets) and separate auditorium, dining facilities for all employees, mail distribution system, three large classrooms for training pro-

grams, a recreation suite; and vault, dead storage, shipping and receiving (trucking), elevators and escalators, entrance lobby, and mechanical equipment spaces, plus parking for 100 cars. Below is shown part of the section which, like the typical details above, was developed by students Derks, Harvey, Graffunder and Ying. This was one of several solutions; all showed application of architectural imagination



Drawing by Walker Cain

HOW DO YOU LIGHT A ROOM FOR TELEVISION?



By E. W. Commery*

HARDLY a day passes without some news about television — improved receivers, electronic vs. mechanical color systems, coaxial cables to connect distant cities. But one phase of TV which has received little, yet deserves much, attention is the proper visual environment for viewing the telecast. Although not widely recognized, room lighting is as important to comfortable viewing as is the proper tuning of the television set itself. Sufficient, properly located and controlled light is needed near the television set for visual comfort.

Many new owners look at the television picture in the dark because, first of all, they desire the psychological effect of "going to the show," they also feel they can see more by viewing the picture

in the dark, and finally they have no distractions to bother them.

This is a mistake since television pictures, motion pictures and the theater each present distinctly different viewing conditions. The eye has to watch greatly different areas and brightnesses of light in each case.

How TV, Movies, Theater Differ

Visual discomfort in viewing motion pictures is avoided through large picture size and low screen brightness, even though the house lighting is carried at very low levels.

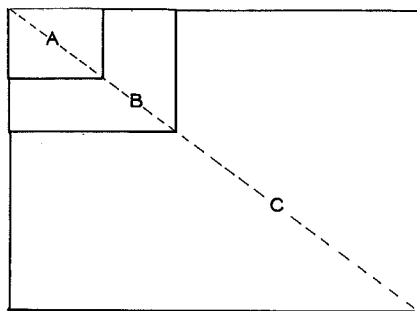
In the theater the size of the stage, its depth, its normal brightness level, which averages substantially above the motion picture screen, and its reasonable freedom from excessive brightness ratios, except for brief intervals, as well as

the effect of the light from the stage reflected into the house all combine to provide visual comfort for the audience.

Not only is the television screen much brighter, when tuned to good stations and correctly adjusted, than the motion picture screen, but when viewed at the proper distance forms a much smaller image. Thus when a television set is viewed in a darkened room the eye has to remain fixed on a more concentrated source of bright light as compared with the motion picture.

We may properly ask why motion pictures are viewed in near-dark rooms, since that is the normal practice. Measurements of the brightness of all parts of the screen when viewing a high quality black and white motion picture reveal some surprising values to those not familiar with this art. For example, in a

* Engineering Division, Lamp Department, General Electric Co., Nela Park, Cleveland, Ohio.



Comparison of Screen Sizes

TELEVISION PICTURE

A—Viewing distance 10 times tube diameter

MOTION PICTURE

B—Rear of house. Viewing distance 6 times picture width

C—Front of house. Viewing distance 2½ times picture width

movie a white pillow case hung out in full sunshine may be produced at 5-7 footlamberts.† (The brightness of the moon is about 1000 footlamberts.) A beautiful scale of grays is provided from a few tenths footlambert up to one, and a scale of deep grays and blacks is presented at less than 0.1 footlambert and down to 0.01 footlambert. The thing to consider here is that the values just given are commonly used, and they do provide the desired sensation of light

† Footlambert—the brightness of a good white page in a book is about ¼ footlambert when illuminated by a candle held a foot away.

values from deep shadows to bright splashes. The dark house and the low brightness screen enable the viewers to see through the great range of the black end of the scale.

The blackest value with television begins around 0.2 to 0.3 footlamberts, *over ten times the working black range of motion pictures*. The marked difference in the brightness ranges of the television tube and motion picture screen are diagrammed at the bottom of this page.

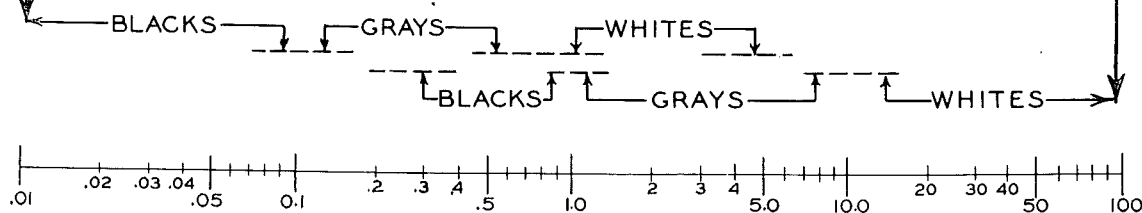


Since white values run from 15 to 50 footlamberts and up with television, we do not need to drop the room lighting way down as in the movies. These values look white in normally lighted surroundings. The black end of the scale is also relatively high, so there is no need for sensitivity to view a scale of black values which do not appear to exist.

The usual discomfort producing qualities of television pictures also may be visualized in still another and more direct way, and that is to view the picture for a period of five to ten minutes in an unlighted interior. Follow this by gradually increasing the background brightness against which the picture is viewed. (This experiment is easily done with a 60-watt lamp placed back of the receiver and moved away from the wall a foot or more so as to expand the background lighting pattern. With a variable resistance in the lamp circuit, the background brightness can be brought up to the average background brightness of the

tube, or higher.) With the bright parts of the room background brought up to the background brightness of the tube, the comfort and general viewing sensations are reasonably satisfactory. Increasing the background above this point introduces discomfort since the pattern of light back of the receiver is not large enough. It needs help from added overall room lighting. That nothing is lost in the television picture under these lighting conditions is simply illustrated by switching the back lighting off or down in steps to off. Switching to off, of course, produces an annoying visual shock.

As noted before the television image is not only brighter than the motion picture screen, but also much smaller. In order to picture what a small image the eye has to fix itself on in watching television take the example of a 10-in. tube viewed at 8 ft., subtending an angle of about five degrees at the eye. This is not much larger visually than a three-cent postage stamp held 14 in. from the eye. A stamp mounted on a gray card held 14 in. away and viewed for 30 minutes will emphasize the fact that the television screen is something new in our visual experience. Parallels of this eye use may be found in industry. The mariner, and more recently, the airplane pilot must often use their eyes similarly, although under different surround conditions. At least this close visual attention to such a small visual field is not paralleled in the home.

The problem of lighting a room for television is different from that of the movie theater interior because the viewer must watch an image much smaller than the movie screen and about 10 times as bright. Drawings on this page contrast the sizes and brightnesses of the movies and TV



Comparison of Brightness Ranges (Values in footlamberts)

Room Lighting Schemes for TV

1. The background behind the TV set must be lighted properly for visual comfort. Figured patterns should be avoided; however, a low texture is needed, such as furnished by folds of drapes, so there is something to look at when the eye moves away from the picture. Here, with the receiver in front of windows, the curtain cuts down light for daytime viewing and is lighted at night by concealed lamps

2. We won't have to eliminate figured patterns just because television has arrived in the home. A pleasing form of back lighting is obtained by concealing lights behind the receiver on the baseboard and drawing a fabric curtain over the figured wall ahead of the lights

Lighting the Room for TV

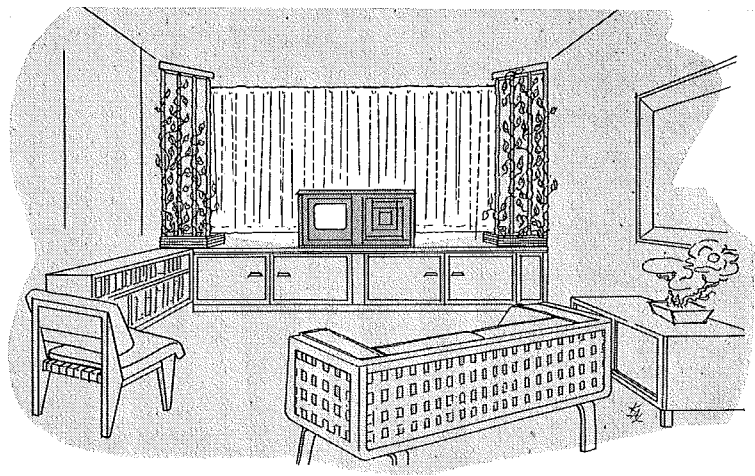
Relief from this visual "aiming" for long periods is very desirable. This is done by having lighted areas around the television set to make it possible for the eye to "escape" from the bright picture — that is to float on and off the screen without the viewer being conscious of it.

The exact value of the brightness of the background against which the picture is viewed does not appear to be critical until the borderline of comfort-discomfort is reached due to localized distribution of background light. When viewed against extensive areas of brightness, some of the better known ratios of lighting practice can be considered.


3. The wall surrounding this built-in receiver gets its light from a flush ceiling unit. The drop panel which conceals the set when not in use is in the lowered position. The face of the receiver is from 3 to 5 in. back of the wall; a set-back frame also aids in shielding the television tube from light on all sides

4. This room uses a combination of the folds of the curtains and a plain wall for the background. Most of the light from the cove is directed down. A perforated metal strip covers the lamps on top so that a subdued light projects onto the ceiling, aiding overall illumination. The shade of the table lamp would be either opaque or of low translucence


1




2




3



4



5



Striated wood paneling behind the television set affords a textural background without conspicuous character or figure. The cove is open on both bottom and top to light the background and bring up the overall room illumination. Fixture lamps should be spaced far enough from backgrounds to prevent excessive brightness, in most cases about 16 in.

At this time, and until techniques can be devised for evaluating eyestrain for long, sustained viewing periods or for relating it to other known factors, average surround brightnesses back of the picture of not less than one-tenth the background tube brightness appear to be a reasonable compromise. Various ways of creating background brightness with a minimum of light striking the tube face are shown in Figs. 1-5. In each instance figured patterned backgrounds are avoided, but whenever possible; however, backgrounds with a low texture are used so that the eye has some definite thing to look at when it moves from the picture outward and back again, but not in a definite design that would hold and distract continuously. Backgrounds neutral in color also are advantageous.

One of the most convenient lamps to use in these installations is the 30-watt Lumiline. These lamps can be arranged

end-to-end giving a good continuous line of light without breaks, and can be dimmed through a very wide range of brightness to adjust the lighting to suit the particular receiver.

Turning on single lamps in a room with television, especially those that can be seen either to one side or clear around to the edge of your vision, might be very distracting.

The room that has balanced lighting throughout and in which the lamp shades are low in brightness or opaque gets away from those troubles. Bright patterns of light on the wall above or below the lamp shade will also prove distracting. The best way to avoid such distractions is to have the whole set of lamps in a room on at a low key instead of one at a moderate or high key. Complete sets of lamps with shades that are dense enough or opaque can run at somewhere around 60 to 100 watts each. Most modern television receivers when operated

Viewing distance should be great enough to fuse the gray horizontal lines formed on the TV screen into the picture, and to minimize the effect of electrical disturbances. (The horizontal lines, 525 in all, are caused by the way the tube's electron beam moves across the face)

on good signals and adjusted for sufficient contrast are very easy to look at with overall general lighting. When the set glares at you, that is a sign that the surrounding lighting conditions are not up to where they belong.

Proper Viewing Distance

The television picture is "ruled" with a set of horizontal lines — about 525 on most sets, caused by the manner in which the electron beam moves back and forth across the tube — which increase in size and spacing as the tube size increases. And electrical disturbances naturally become larger with larger pictures. In order to fuse the horizontal lines into a picture and minimize the effect of picture disturbances it is desirable to view the larger and larger tubes farther and farther away. Increasing size does not do away with many of the problems. This does not mean, however, that the viewer must at all times remove himself from the largest picture to such an extent that he is no better off than if he were viewing a much smaller set at a correspondingly normal distance. There is obvious value in sheer size alone, but it may not be taken as the sole criterion.

Since tube size and viewing distance are in some ways exactly related, we can be quite specific on this point. On a 10-in. tube, the horizontal lines mentioned before occur at approximately 25 per in. When viewed at 8 ft., these lines are at the borderline of being seen in the highlights. To get the lines to fuse we need a slightly greater distance than this. A distance of one to two feet added to the basic 8 feet is desirable in not only fusing the horizontal trace pattern but also for getting the minute surface disturbances that often occur fused into a state of visual equilibrium. Then, too, this rule of distance supplies a better sense of being in focus for the most distant elements of scenes that are not presented in the best definition or in a good range of tones. Viewing distance may therefore be summarized as ten times the diameter of the picture tube plus one or two feet.

This distance rule cannot be applied to the extremely small tubes since only a general visualization can be obtained from them beyond several feet. Television sets which have a greater number of thinner horizontal lines can of course be viewed at a closer distance than the 10 times rule gives.

IMPLICATIONS OF LIGHTWEIGHT AGGREGATES

By Paul Weidlinger, Consulting Engineer, Washington, D. C.

LIGHTWEIGHT aggregates have been used in this country for more than 50 years, and experience with them during and since the war has greatly emphasized their cost-saving, thermal insulating and other advantages. So it seems rather remarkable that they have not been employed more widely. This can be attributed in part to building code restrictions, limited availability, until recently, and to a great extent to the lack of reliable and generally accepted design data.

Recognizing the need for technical information that would disclose the usefulness of lightweight aggregates in housing, the HHFA initiated an exhaustive laboratory test program at the National Bureau of Standards and the U. S. Bureau of Reclamation which has recently been completed and reported.*

We cannot say, however, that there is a generally recognized "overall theory" of lightweight aggregates and concrete because the laboratory data and practical experience have not been completely correlated. Yet there is every reason to expect extended applications of lightweight concrete because, in addition to the data now available, there are more than 50 research papers on the subject, and a great deal of manufacturers' literature and knowledge of performance under service conditions.

The purpose of this article is to acquaint the reader with the results of current research and to provide basic information that will encourage further use, experimentation and exploration.

Lightweight Concrete — Types and Uses

Lightweight concretes can be obtained either through the addition of "foaming" admixtures to Portland cement mortar or through the use of lightweight coarse and/or fine aggregates instead of sand and gravel. There are more than a dozen types of natural, processed and

byproduct aggregates available (See ARCHITECTURAL RECORD, July 1948, pp. 143-145). There are a great number of applications in buildings as loose fill, mortar and concrete, the most important of these being: (1) floor and roof insulation in form of fill; (2) sound absorbing plasters; (3) fireproofing of structural members; (4) loadbearing and nonloadbearing masonry units; (5) cast-in-place or precast structural members.

For some of these applications, such as thermal insulation and sound absorption, only lightweight aggregates or concrete can be used. On the other hand fire protective and structural properties are common to both lightweight and standard concrete. In these latter applications the special properties of lightweight concrete can be understood best when compared with the standard or heavy concrete. Such comparison is very important because lightweight concrete, even on a volume basis, is ordinarily more expensive than standard


aggregate concrete. Only the special advantages such as its light weight and high insulating quality make it technologically and economically competitive.

Evaluating Characteristics of Lightweight Concrete

The salient characteristic of lightweight concrete is naturally its low specific gravity. This fact deserves special consideration in view of the less publicized information that, besides timber, standard Portland cement concrete is one of our lightest structural materials. One is accustomed to think about concrete as a "heavy material" although the specific weight of standard concrete is about equal to the very "light" aluminum. From this we can draw some interesting conclusions.

Lightweight-aggregate concrete can be classified as an "extra" light material. This is not an exaggeration if one considers that some of the lightweight concretes float on water and have a spe-

Greatly needed technical data on lightweight aggregates has been made available through an extensive investigation sponsored by HHFA. Here lightweight concrete is being tested at the National Bureau of Standards for resistance to freezing and thawing cycle



* "Tests of Lightweight-Aggregate Concrete Designed for Monolithic Construction," Walter H. Price and William A. Cordon; "Lightweight-Aggregate Concrete," Ralph W. Kluge, Morris M. Sparks and Edward C. Tuma, *Journal of the American Concrete Institute*, V. 20, No. 8, Apr. 1949 and V. 20, No. 9, May 1949

cific gravity equal to or less than wood.

The fact that ordinary concrete and even lightweight concrete structures are heavier than comparable steel or aluminum ones shows that the low specific gravity of a structural material alone does not mean lightness of the structure as a whole. The strength-weight ratio of

the material is the determining factor.

Similarly, other important physical characteristics such as thermal conductivity, hours of fire protection, sound absorption etc. should be correlated to the weight of the material to enable us to make judicious comparisons.

The same characteristic, light weight,

which makes this material so useful in building construction contributes indirectly to other physical properties which require special attention if disadvantages such as higher shrinkage and lower modulus of elasticity are to be avoided. It should be emphasized that, basically, materials have no inherent "disadvantages". There is only improper use of materials due to unknown or unevaluated characteristics. The drawbacks of lightweight concrete should be understood in these terms.

The principal characteristics of lightweight concrete are well summarized in a technical paper † reporting results of tests at the Bureau of Reclamation. ". . . It has many advantages not possessed by regular sand-gravel concrete. It is lighter in weight ranging from 35 to 115 lb. per cu. ft. and savings in structural steel and foundation size result from its use. Lightweight concrete has better fire resistance properties, is a better insulator against sound and heat and is as weather resistant as regular concrete. Its strength, which is roughly proportional to its weight, ranges from . . . 200 psi . . . to 5000 psi. Lightweight concrete usually costs more than regular concrete because of the higher cost of the aggregates, greater cement requirements, and the need for greater care in placing. . . ."

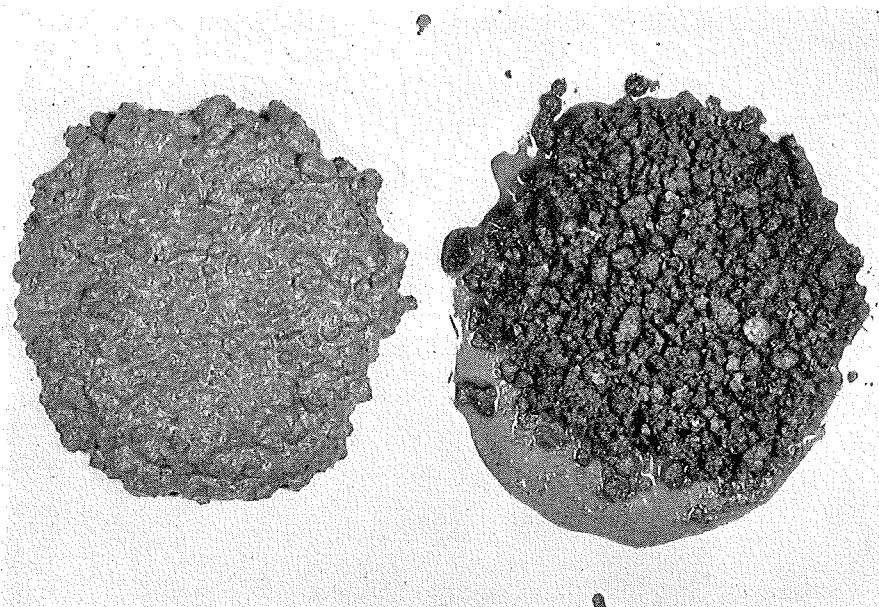
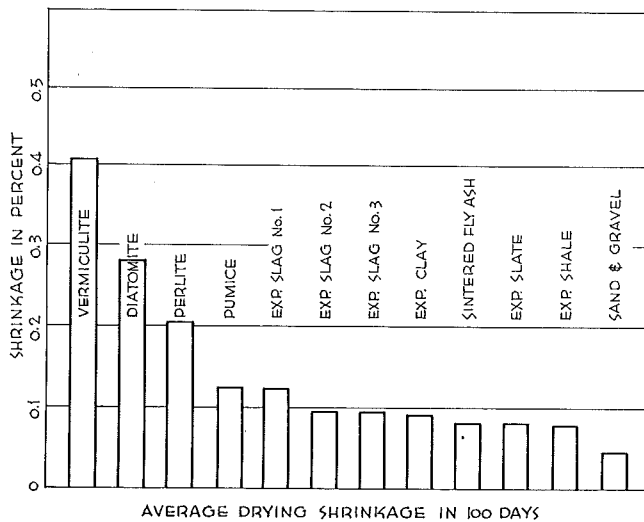
The last remarks on cost, while accurate, need to be qualified: the cost of the concrete alone in reinforced structures is only one of the cost components, which include also the reinforcing steel and the formwork. In terms of total cost the properly designed comparable lightweight concrete structure need not be more expensive. In a number of instances the savings are more than the added cost of concrete on volume basis.

The same paper also clearly summarizes the most important physical properties of lightweight concrete in the following conclusions:

1. The strength of lightweight concrete is dependent on the strength of the aggregate particles and the richness of the mix, but in general no amount of cement will produce concrete having strength above 1000 psi for concretes weighing less than 50 lb. per cu. ft. or above 2000 psi for concretes weighing less than 80 lb. per cu. ft., dry weight.

2. The thermal conductivity of con-

The graph below shows that highly absorptive lightweight aggregates produce concretes having relatively high shrinkage. The photo illustrates the effect of an air-entraining agent on harsh lightweight-aggregate mixtures. Materials in the two samples are the same, except the one on the left has the air-entraining agent added; note the serious segregation in the right-hand sample



crete decreases as the weight of the concrete is decreased. This property of the concrete seems to be influenced more by the density of the concrete than by the characteristics of the aggregate.

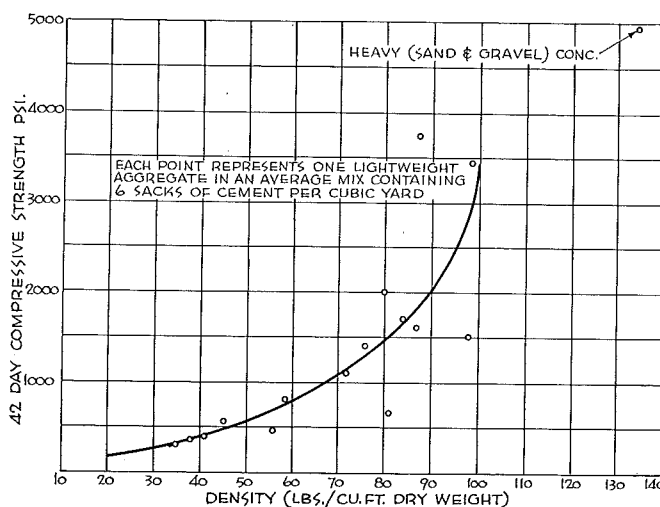
3. The lightweight concretes having strength above 2000 psi all had suitable resistance in the freezing-and-thawing tests and had comparatively low drying shrinkage. These concretes should be completely suitable for all types of concrete construction where heavy weight is not a requirement.

4. Disruption resulting from the alkali-aggregate reaction is not indicated in lightweight-aggregate concrete.

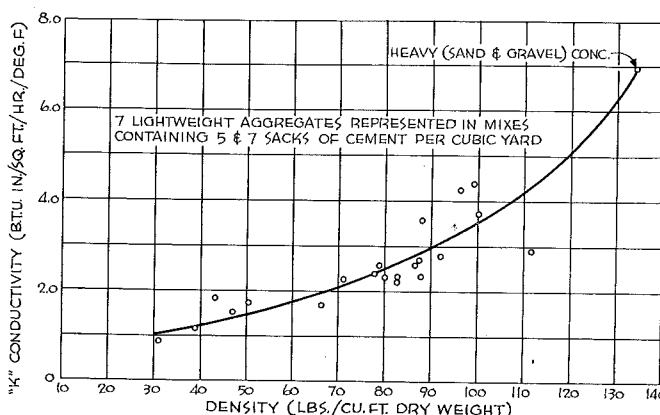
5. Air entrainment is recommended for lightweight aggregate concrete to improve workability and reduce separation during placing. The slump should be maintained at less than 2½ in. wherever possible.

6. Additional tests should be made to (a) correlate the properties of dry tamped lightweight concrete with those of plastic concrete mixes, (b) determine the bond strength of lightweight concrete to reinforcing steel, (c) investigate the flow of lightweight concrete under load and cracking tendencies of large slabs, (d) investigate the use of various admixtures and wetting agents, (e) determine the most practical gradings for various aggregates and (f) investigate comparative heat resistance properties of various lightweight concretes.

In connection with the conclusions of this paper it should be kept in mind that the additional tests which are recommended in the last paragraph do not mean that there is no information at all on these important points. Extensive data are available for various aggregates, especially on the recommended aggregate gradings, heat resistance and also bond strength. Individual manufacturers have sponsored and conducted extensive research programs to establish these data. The lack of specific recommendations at the present time suggests that the users of lightweight aggregates should follow the manufacturers' instructions, especially with regard to the design of concrete mixes and placing of concrete. These procedures are somewhat different from the ones employed for standard concrete and the insistence of engineers on such more familiar specifications can lead to the improper use.



Graphs from Journal of the American Concrete Institute



Top graph plots compressive strengths of lightweight concretes tested at the Bureau of Reclamation. In general, no amount of cement will give strengths above 1000 psi for concretes weighing less than 50 lb. per cu. ft. or above 2000 psi for those weighing less than 80 lb. per cu. ft. Bottom graph shows that thermal conductivity decreases almost linearly as the weight decreases

Following are some of the features in which the lightweight concrete mixes and placement differ from the standard:

1. Maximum size of particles is usually less than in standard concrete.
2. Air entrainment is almost always advisable in lightweight concrete.
3. Cement factor should be kept as low as possible consistent with strength to reduce shrinkage and also weight. The strength of the mix should be kept as close to the design value as possible through careful control on the job, since higher strength concrete has lowered impact resistance.

4. Curing properties of lightweight concrete are generally more favorable than those of standard concrete because of the slower release of moisture.

5. If at all possible, lightweight concrete should have lightweight aggregates only, avoiding the use of sand which increases shrinkage.

6. Finally it should be remembered that not all lightweight aggregates are suitable for use in structural concrete. Some extremely light concretes while excellent as fireproofing and insulation have such low strength that they cannot be employed structurally.

These are rather random examples to show the difference in production and design between heavy and lightweight concrete. They also will influence the writing of specifications, especially with respect to weight and permissible tolerances in gradation. The most important conclusion to draw from these facts and examples is the importance of employing specialists in the design and supervision of concrete mixes. In important jobs careful preliminary laboratory tests are necessary, especially when lesser known lightweight aggregates are used.

Effect of Lightweight Concrete On Design

It is obvious that the different mechanical characteristics of lightweight concrete will exert considerable influence not only on the design of mixes, placement and curing of concrete, but also on the structural design of members. This latter influence is probably more important from the architect's point of view than the previously mentioned ones relating mostly to field operations. For the architect it is important to know how the use of lightweight concrete will determine the dimensions and shapes of structural members and how inherent design limitations, different from those of heavy concrete, will either restrict or increase its application. Even though there have been numerous articles on lightweight aggregates and lightweight concrete this question has not been given as much attention as it deserves; therefore, some of the more important design procedures will be discussed briefly.

In getting acquainted with an unfamiliar material it is always useful to get the "feel" of it by comparisons and illustrations. For this purpose the following comparisons are suggested, based on the strength-weight ratios.

Material	Relative Strength-Weight Ratio	Relative Density
Standard (Heavy) Concrete	1.0	1.00
Lightweight Concrete	1.5	0.67
Soft Wood	8.0	0.23
Structural Steel	10.0	3.20
Duraluminum	30.0	1.14

In the foregoing table both heavy and light concrete were assumed to have an ultimate compressive strength of 2000 psi and the lightweight concrete was assumed to have a density of 100 lb. per

cu. ft. The strength-weight ratio and density of standard concrete was set at 1.0 as the basis of comparison. This table (based on round figures) shows clearly the relative inefficiency of plain concrete against other materials of greater weight. It also indicates that by proper use, in this instance by reinforcing of the concrete with steel, the material can be used to advantage. It also points out the higher efficiency (i.e. higher strength-weight ratio) of lightweight concrete, as compared with standard concrete.

The advantage of lightweight concrete can be visualized even better by taking two unreinforced concrete columns, having equal cross sections and heights such that the compression at the bottom of the columns under their own weight is 2000 psi. In these examples the maximum height of the column made of lightweight concrete can be 1.5 times that of the one made of standard concrete. This 50 per cent gain in theoretical height represents the superior structural efficiency of lightweight concrete. This figure of course will vary for different densities of concrete.

The actual relationship of structural efficiency is more complex when reinforced concrete members are compared. Here a second important physical constant has to be considered — the modulus of elasticity of the concrete. The value of this constant has important bearing on the effectiveness of reinforcing steel. The modulus of elasticity is influenced to a great extent by the type of aggregate employed and also by the cement content. It is also directly related to the strength of the concrete. In general the modulus of elasticity of lightweight concrete is about half as much as that of the standard concrete of equal strength. This means that the ratio between the elastic modulus of steel and lightweight concrete is higher than for standard concrete; therefore, the neutral axis of the lightweight concrete girder or slab is lower than that of the heavy concrete slab. This results in a higher resisting moment for the lightweight concrete member. The implications can be summarized as follows: *A higher percentage of reinforcing steel is required in lightweight concrete members, but the depth of the member can be decreased with resulting savings in concrete and formwork. The reduction of concrete in slabs ranges from 15 to 20 per*

cent and the increase in steel from 11 to 17 per cent. In rectangular girders the savings in concrete is greater and the increase in steel less than this. In T beams actual savings in steel can be obtained due to reduced dead load. Compressive reinforcement is more effective in all circumstances in lightweight concrete. The deflection of such members is about 30 per cent higher than that of members made of standard concrete. In general it can be stated that members designed in lightweight concrete will not only be lighter in weight but also in appearance. This conclusion is particularly interesting when contrasting two other familiar "light" and "heavy" structural materials, namely aluminum and steel. Here the situation is reversed — aluminum members, although lighter, will be bulkier in appearance than steel.

The above conclusions can be visualized in a number of ways. The best illustration is the dead load — live load ratio, examples of which are given in the following table comparing 2000 psi heavy and lightweight concrete rectangular girders for various spans:

RATIO OF DEAD LOAD TO LIVE LOAD IN PER CENT

(Assumed Live Load = 500 lb. per ft.)

Span In Ft.	Heavy Concrete %	Lightweight Concrete %
10	6.5	14.5
20	17.0	34.5
30	32.0	72.0

The weight saving is quite apparent, and it increases with increasing spans. With the use of higher strength concrete the savings are less marked which indicates the range of application for lightweight concrete.

Weight savings can be illustrated further by calculating the maximum span of two cantilever girders (light and heavy concrete) of equal dimensions and equal amount reinforcing, assuming that both carry their own weight only and do not exceed the allowable stresses. Such computations show that the lightweight concrete girder will be 41 per cent longer than the one made of heavy concrete.

These examples are to serve only as illustrations of the potentialities and limitations of lightweight structural concrete. The conclusion to be reemphasized is that lightweight concrete members are lighter and they look lighter. This fact alone should be of great interest to the designing architect.

CONCRETE BLOCKS

Soffit blocks for economical concrete construction of floors and roofs are now being fabricated from *Durisol*, a lightweight concrete material which combines chemically mineralized wood shavings with Portland cement.

The blocks provide the integral forms for reinforced concrete joists and slabs, becoming a part of the floor or ceiling, and are also reported to provide thermal and sound insulation and acoustical control.

Soffit blocks make possible several economies, according to the manufacturer: they may be laid on minimum framework and thus require less shoring lumber and lumber of smaller dimensions; their large size and light weight permit faster installation; less concrete is required to attain floor strength comparable to ordinary poured concrete; they provide an acoustic ceiling at no extra cost, or if a plastered ceiling is desired, they provide a plaster base; faster plastering is possible because less pressure by the plasterer on the trowel is required.

Measuring 24 in. wide by 48 in. long, the blocks are available in depths of 7½, 9½ and 11½ in. *Durisol, Inc.*, 420 Lexington Ave., New York, N. Y.

ROOF DE-ICING KITS

Damage caused by snow and ice accumulating on the roof is said to be prevented with the new *Rockbestos Roof De-Icing Kit*.

The kit consists of 60 ft. of lead sheathed heating cable complete with standard plug, shingle clamps for attaching the cable to the roof and installation instructions.

Looped around the edge of the roof, the cable melts channels through the ice, allowing the water to drain away normally.

Rated at 60 watts and designed for operation from 110 to 120 volts, a kit is reported to protect from 18 to 20 ft. of roof from ice dams. *Rockbestos Products Corp.*, New Haven 6, Conn.

PLASTIC ASPHALT TILE

High resistance to oils, greases, fats, alkali and wear and a new monochromatic concept of coloring are said to be combined in a resilient plastic asphalt tile called *Arlon*.

Manufactured from a combination of plastic and asphalt compounds, the new

material is reported to have a high enough resistance to alkali to make it practical for installation on grade or below grade, as well as on suspended wood or concrete subfloors.

Arlon, which is available in eleven shades, is produced in ⅛ and ⅜ in. gauges and only in tiles 9 by 9 in. *Armstrong Cork Co.*, Lancaster, Pa.

SOUND POWERED TELEPHONES


Designed to operate without batteries or any outside power for either talking or ringing circuits, *Sound Powered Telephones* for industrial use are said to insure full tone and clarity of speech reception.

All operating parts are mounted on the cover, which lifts off, leaving the case conveniently free for installation of interstation wiring.

Ring gaskets of synthetic rubber are used to seal all openings in the rugged aluminum case, providing complete watertightness, according to the manufacturer.

Each station consists of a sound-powered telephone handset mounted on the aluminum case, which contains a magneto generator, a howler unit with connecting horn for signaling, necessary terminal blocks and, if selective ringing is desired, a rotary selector switch.

Common-talking, selective-ringing systems up to 24 stations or an unlimited number of common-ringing stations can be used per system. *United States Instrument Corp.*, 409 Broad St., Summit, N. J.



Aluminum roofing sheets 10 ft. long and 12 in. wide used for gymnasium-auditorium

ALUMINUM ROOFING

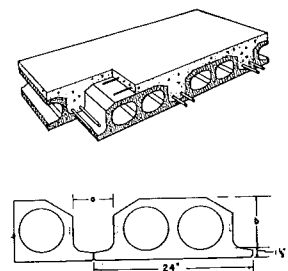

Alumalex Bermuda Roofing, developed to combine eye appeal with the functional qualities of increasingly popular aluminum roofing, is patterned after the Bermuda style of wide exposure to weather, thick butt lines creating heavy shadow lines, and interesting texture.

Installed over wood sheathing and fully supported, *Alumalex Bermuda Roofing* includes factory-prefabricated field sheets and essential accessories such as hips, valleys, gable and rake strips for ease of installation.

The sheets, 10 ft. long with 12 in. exposed, are joined in a water-proof "Joiner Strip" eliminating overlaps. Hips and valleys are joined to the field sheets with the same strip. *Alumalex Co., Inc.*, 517 West Garfield Ave., Glendale 4, Calif.

(Continued on page 190)

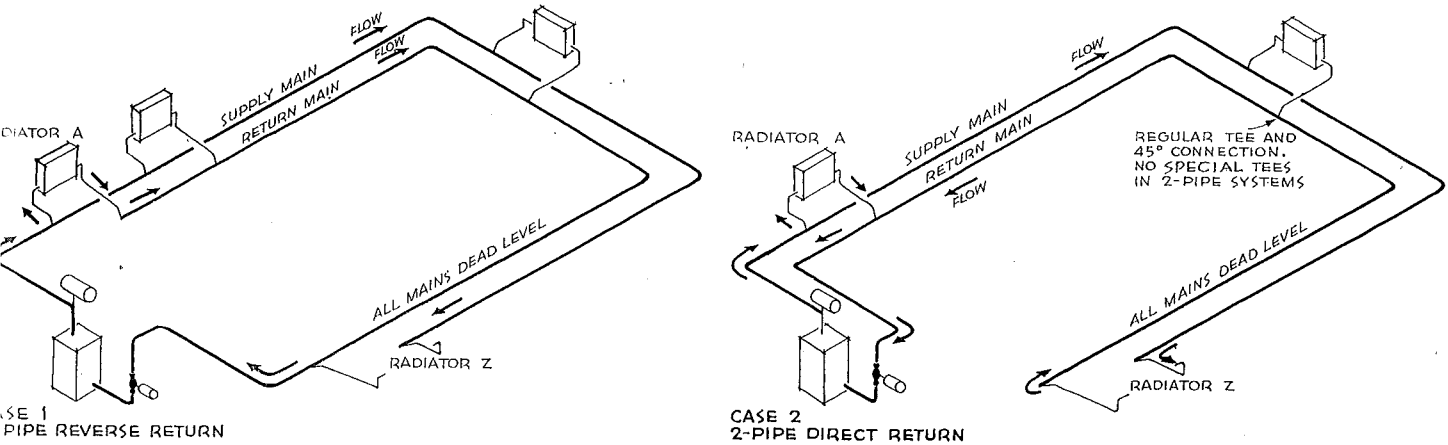
Soffit blocks fabricated of Durisol, lightweight concrete material, provide integral forms for reinforced concrete slabs and joists, becoming part of floor or ceiling. Thermal and sound insulation as well as acoustical control are said to be achieved



HEATING SYSTEMS FOR HOUSES

Forced Hot Water Systems: 5 — Two-Pipe Systems

By William J. McGuinness
Professor of Architectural Engineering
Pratt Institute



TYPES OF TWO-PIPE HOT WATER SYSTEMS

The 2-pipe direct return saves a little pipe but the reverse return is much preferable and usually chosen. Note (Case 1) that the length of circuit supply and return to "A" is identical with that to "Z" giving equal heating. In Case 2 note how much favored radiator "A" is by comparison with the long travel to and from "Z." On a straightway circuit the piping needed for Case 1 is even greater. It is chosen, however, for its equal length of run and return to every radiator

1. Average Water Temperature and Temperature Drop in the System

With closed systems under pressure it is possible to circulate water at or above the temperature of the boiling point of water if desired, without generating steam, because the boiling point of water increases with increasing pressure. A frequently used range of temperature and one that is used in this design is as follows: the average temperature of water in the system is 197 F. The drop in temperature between the boiler delivery and return water is 20 F. Thus the water will leave the boiler at about 207 F and return at about 187 F. This is in case we are running below the boiling point of water at atmospheric pressure.

2. Water Flow Required to Make Up Hourly Heat Loss

This house loses 118,000 Btu. per hour. The specific heat of water is one. This means it takes one Btu. to heat one pound of water one degree F.

In cooling, water will give off one Btu. for each pound losing one degree F. With a fixed heat loss and a fixed water temperature drop, the equation for quantity of water to be

circulated becomes — Gallons per minute x 8 pounds per gallon x 1 Btu. per pound x 20 degrees F equals Btu. per hour heat loss, or

$$\text{GPM} \times 60 \times 8 \times 1 \times 20 = \text{Btu./Hr.}$$
 or
$$\text{GPM} = \frac{\text{Btu./Hr.}}{9600}$$

which is a standard formula for these conditions. Substituting the actual value of 118,000 Btu. per hour heat loss we arrive at 12.2 gallons per minute to be circulated in order to make up the hourly heat loss.

3. Length and Equivalent Length of Circuit

In a two-pipe reverse return system the length of travel of water from the boiler through the supply main, through a radiator and through the balance of the return main is the same for any radiator. It should be computed accurately from the building layout. This installation has a length of travel of approximately 184 ft. as follows:

width	30 ft.
	30
length	50
	50
height	8
	8
runouts	
(1 rad.)	8
	<hr/> 184 feet

The "Equivalent Total Length" is a length of imaginary straight pipe equivalent to the run computed above plus an allowance for the resistance of fittings, boiler, valves, etc. On large jobs of unusual design it is customary to compute this accurately. For our purpose it is sufficient to add 50 per cent. The equivalent total length of this installation is thus $184 \times 1.50 = 276$ ft. This will be used in later calculations.

4. Select a Pump

Besides selecting a pump it is necessary to establish sizes for all pipes. One step depends on the other. The amount of water pumped through per minute must not vary. This is 12.2 gallons per minute. A powerful pump can circulate at this rate through very small pipes while a weak pump can deliver the same quantity per minute only through large pipes. If from Chart 1 (ARCHITECTURAL RECORD, Sept. 1949, p. 149) we select a 1½ in. pump we discover that it will pump our 12.2 gallons per minute against a "head" of 6.4 ft. Now it is necessary to select a piping system that offers resistance of the value of 6.4 ft. to assure flow of 12.2 gallons per minute.

(Continued on page 157)

This building is truly

MODERN



New 26-story addition to John Hancock Mutual Life Insurance Company, Boston, Mass. Cram & Ferguson, architects and engineers. Turner Construction Co., builders.

... because the pipe joints are SILBRAZ®

Owners, architects, and builders of new buildings are using all the latest building techniques at their command. That's why the brass and copper pipe runs of truly modern buildings are specified Silbraz—the modern way of joining brass or copper pipe or Type B copper tubing. Silbraz joints are silver brazed — not soldered or threaded — and form a joint

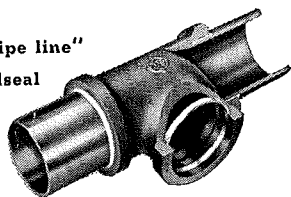
that is stronger than the pipe itself. They are leakproof, permanent, and will not creep or pull apart under any condition which the pipe or tubing can withstand.

Silbraz joints actually make the brass or copper pipe or tubing into "one-piece pipelines" that save you money by eliminating leaky connections, costly maintenance, and repairs.

**Walseal® Valves and Fittings
for Making Silbraz Joints**

The Walworth Company produces a complete line of Walseal Valves, Fittings and Flanges for making Silbraz joints — the modern method of joining brass or copper piping. For further information, see your nearest Walworth distributor, or write for Circular 84B.

Make it a "one-piece pipe line"
with Walseal



WALWORTH
valves and fittings

60 EAST 42ND STREET, NEW YORK 17, N. Y.

DISTRIBUTORS IN PRINCIPAL CENTERS THROUGHOUT THE WORLD




the **BALANCED DOOR** IN THE NEW JOHN HANCOCK BUILDING




- Enduring Beauty
- Ease of Operation

- Economy of Maintenance



Write for 1950
catalog, "the
BALANCED DOOR"

send your
inquiry to
Dept. E-1



The Door that lets
TRAFFIC through **QUICKLY**

Ellison
the **BALANCED DOOR**

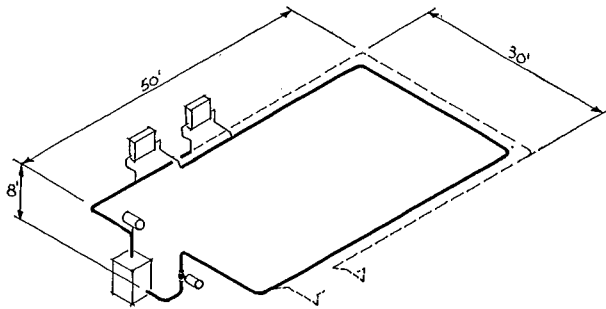
ELLISON BRONZE CO.
Jamestown, New York
representatives in 71 principal cities

HEATING SYSTEMS FOR HOUSES

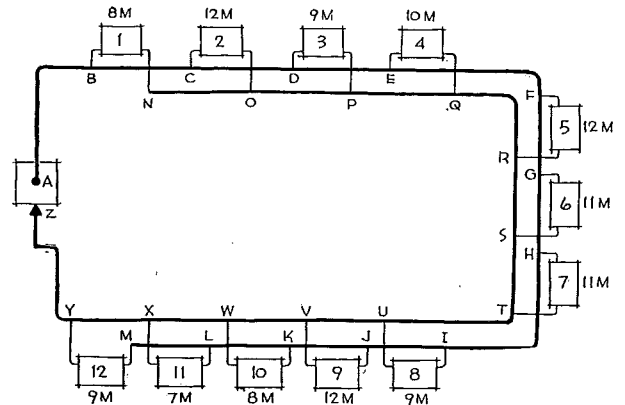
(Continued from page 154)

Forced Hot Water Systems: 6—Design of Two-Pipe Systems

By William J. McGuinness



A TYPICAL DESIGN OF A 2-PIPE REVERSE RETURN FORCED CIRCULATION HOT WATER HEATING SYSTEM



Left: Sketch showing general dimensions of the system and the length of the circuit through one (any) radiator. Right: General plan layout identifying the mains, numbering each radiator and giving each room heat loss in thousands of Btu./hr. Example: 8M = 8000 Btu./hr.

5. Meaning of Pressure Drop in Millinches Per Foot

"Feet of head" means that the 1½ in. pump will deliver 12.2 gallons per minute if it is raising the water 6.4 ft. in height. Since the heating circuit is a closed one the water returns to the same level and the only resistance to pumping is a frictional one. The water must leave the pump at a pressure which would be caused by a 6.4 ft. height of water and at the end of the "equivalent length" the pressure will be zero. Thus the water loses 6.4 ft. of head in 276 ft. of pipe. A millinch is one one-thousandth of an inch. There are thus 12,000 millinches in one foot of height. Lost in the system will be 6.4 x 12,000 millinches or 76,800. The loss per foot will be $\frac{76,800}{276}$ or 276 millinches per foot. If this loss is maintained the circulation will be correct. It is possible to establish this millinch loss directly from Table 1 (ARCHITECTURAL RECORD, Sept. 1949, p. 153) which has the results of calculations such as we have completed above. In the left hand column of

Section A the closest head is 6½ ft. Go to the right until you reach the nearest total equivalent length. This is 260. Directly below in this column in the horizontal line labelled "Millinches" is the value 300 millinches per foot. This is close enough for our purpose to the accurately computed value of 270 arrived at previously. This table is used always instead of the calculation which was made to explain the process. We shall now use the "300 Millinch Column" in selecting all pipe sizes.

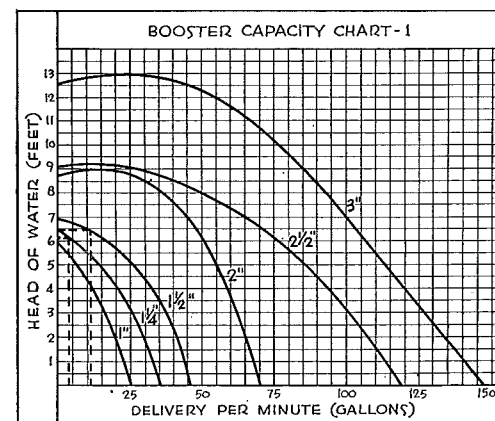
This is a good average pressure loss. High pressure drops result in speed and noise and low pressure drops result in slow speed and consequent slow response.

6. Selecting of Mains and Returns

Section B of Table 1 (ARCHITECTURAL RECORD, Sept. 1949, p. 153 and supplement herewith) gives the size of mains and returns at the left for any value of heat per hour to be delivered, the latter being read in the 300 millinch column. The supply mains are thus sized as follows:

Main	Capacity M Btu./Hr.	Size to be used
AB	118	1¼ in.
BC	110	1¼
CD	98	1¼
DE	89	1¼
EF	79	1¼
FG	67	1¼
GH	56	1
HI	45	1
IJ	36	1
JK	24	¾
KL	16	¾
LM	9	½

(Continued on page 159)



MAIN CAPACITIES (In Thousands of BTU.)

(Supplement to Table 1, Section B, ARCHITECTURAL RECORD, Sept. 1949, p. 153)

PIPE SIZE	MILLINCHES								
	600	500	400	350	300	250	200	150	100
½"	19.1	18.2	16.3	15.1	13	12.5	10.8	9.2	7
¾"	41	37.7	33	30.5	28	26.7	23.5	20	15

extra white... THE PRUDENTIAL BUILDING IN LOS ANGELES

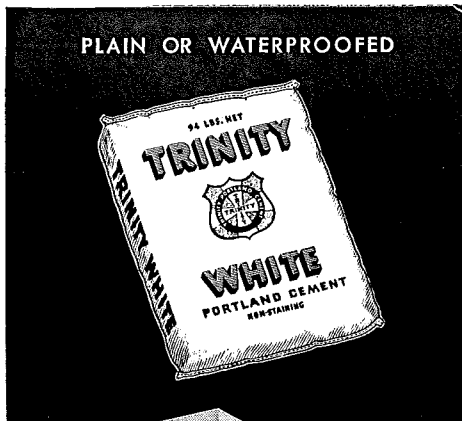
This building is the Western Home Office of the Prudential Insurance Company.

The shimmering white mass rises thirteen stories in the central portion and symbolizes the strength and resources of the company whose trade mark is the Rock of Gibraltar.

Except for the window spandrels, the exterior is architectural concrete units. The remarkable whiteness of these units is achieved by the use of *Trinity White* portland cement

and white quartz. We have prepared

a descriptive booklet on the Prudential building showing the method of placing these units. Ask for it.



A product of General Portland Cement Company

OFFICES AT:

111 W. Monroe St., Chicago 3; 305 Morgan St., Tampa 2; Volunteer Bldg., Chattanooga 2; Republic Bank Bldg., Dallas 1; 816 W. 5th St., Los Angeles 5

"AS WHITE AS SNOW"



CREDITS

Owner:
The Prudential Insurance Co.
of America

Architects:
Walter Wurdeman & Weldon Beckett,
Los Angeles

Structural Engineers:
Murray Erick Associates

Mechanical Engineer:
Ralph E. Phillips

General Contractor:
Wm. Simpson Construction Co.,
Los Angeles

Architectural Concrete
Units Manufacturers:
Wailles-Bageman, Los Angeles, and
Otto Buehner & Co., Salt Lake City

Masonry Contractor:
Thomas B. Childs, Salt Lake City

HEATING SYSTEMS FOR HOUSES

(Continued from page 157)

Forced Hot Water Systems: 7—Design of Two-Pipe Systems Continued

By William J. McGuinness

In reverse order the return mains would be sized in similar manner.

Return	Capacity M Btu./Hr.	Pipe Size to be used
NO	8	½ in.
OP	20	¾
PQ	29	1
QR	39	1
RS	51	1
ST	62	1¼
TU	73	1¼
UV	82	1¼
VW	94	1¼
WX	102	1¼
XY	109	1¼
YZ	118	1¼

7. Radiator Branch Size

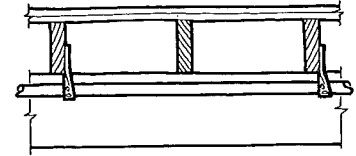
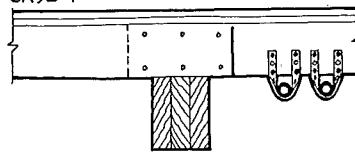
The size of all radiator branches both supply and return will be ½ in. selected also from Section B of Table 1 on the same basis. There it is seen that a ½ in. pipe carries 13,000 Btu. per hour at this pressure drop which is more than that required by any radiator.

8. Selection of Radiators

The heat emission from one square foot of cast iron radiation depends upon the temperature of the steam or water inside and the temperature on the other, or room, side. The room side is 70 as in most systems, but instead of 212 F temperature as in steam systems the average temperature of the water is 197 F. So instead of 240 Btu. per sq. ft. per hour as in the case of steam radiation the hourly emission is somewhat less and can be found from standard tables. At 197 F this is found to be 200 Btu. per hour per sq. ft. of radiation by reference to Table 3. In each case then the hourly loss is divided by 200 to arrive at the sq. ft. of radiation required. Radiator No. 1 must have 40 sq. ft., No. 2 60 sq. ft. and so forth. The total radiation for the house is 590 sq. ft. The individual radiators may be selected from the standard sizes given in the table included in the section on one-pipe steam systems. (ARCHITECTURAL RECORD, Aug. 1949, p. 146). While copper convectors are quite popular, they have not been considered here because they involve

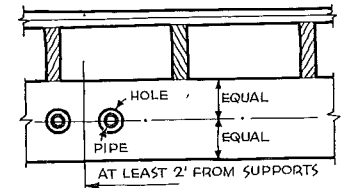
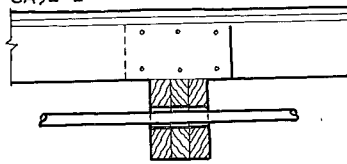
STRUCTURAL DETAILS

CASE 1



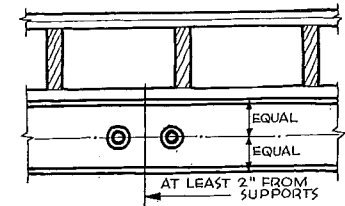
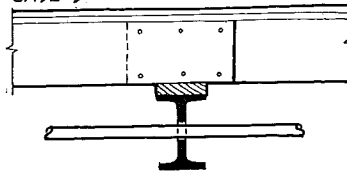
Mains not passing through girders can be supported dead level directly below joists but with slight clearance to prevent noise caused by expansion

CASE 2



In average installations having mains of about 1" diameter, holes slightly oversize for clearance will provide convenient passage for the pipes without weakening girder, if holes are kept at mid-height and away from supports

CASE 3



Similar arrangement with steel girder. In Cases 2 and 3 pipes should be supported on hangers, should not rest on bottom of girder-hole, which would result in noise during expansion. All mains and returns in forced systems can be level

TABLE 3

HEAT EMISSION—HOT WATER RADIATORS		
EMISSION PER SQ. FT.	AVERAGE RAD. TEMPERATURE	BOILER TEMPERATURE
240 BTU	215°	225°
225 BTU	210°	220°
200 BTU	197°	210°
180 BTU	190°	200°
160 BTU	175°	185°
150 BTU	170°	180°

slight variations from the standard procedure given here.

9. Selection of a Boiler

If this house has normal requirements for domestic hot water, the figure of 590 sq. ft. of radiation and the kind of firing, oil in this case, are the only items of information necessary to

select a boiler to carry the load.


Most manufacturers rate their boilers at the connected load and make allowance for pipe heat loss and pick up from cold condition as well as an allowance for normal domestic hot water requirements. It is well to read the boiler ratings carefully in the manufacturer's catalogue.

Stop Hidden RUST

with

RUST-OLEUM

Tough, elastic, enduring—Rust-Oleum defies rust-producing conditions years longer—protects the structural strength of steel.



Industry-proved Coating Rustproofs Metal Against Moisture Damage in Sealed Spaces

For structural protection, specify the use of Rust-Oleum on all iron and steel — particularly in inaccessible areas where condensation causes rust. Rust-Oleum positively stops rust and adds years of life to structural members, pipes, sheet metal, etc. which are difficult or impossible to reach in normal maintenance.

Indoors or out — Rust-Oleum seals metal with a tough, pliable, destruction-proof coating. Originally developed to resist the highly corrosive effects of salt water and salt air, under tough sea-faring conditions, Rust-Oleum gives lasting protection where ordinary materials fail. It's *your* best answer to all rust problems.

We will gladly offer specific recommendations on Rust-Oleum application and uses, if you will give us full information as to technical requirements. See the complete Rust-Oleum catalog in Sweet's, or write for a copy.



PERSONAL — Do you have a rust problem? We'll be glad to send a free sample for a test application on your car or at home. Be sure to state color preference. There is no obligation, of course.

Rust-Oleum is available through industrial distributors in most principal cities

RUST-OLEUM CORPORATION

2479 Oakton Street

Evanston, Illinois

THE RECORD REPORTS

(Continued from page 28)

and 1946. Olindo Grossi was the other scholarship recipient for 1949.

Modular Information Asked

Dimensional Coordination, as carried on under the A62 Project of the American Standards Assn., and sponsored by the A.I.A. and the Producers' Council, requires information as to how many firms have converted wholly or in part to modular sizes for their products. For the benefit of the project, the association is now asking if all firms who have converted will file their names as soon as possible with the secretary of the project whose name and address follows: W. H. Deacy, Sr., Secretary, ASA Committee A62, American Standards Assn., 70 East 45 St., New York City.

Public Service Records Cited

The public service records of Lieut. Gen. Raymond A. Wheeler, Maj. Gen. Philip B. Fleming and Maj. Gen. U. S. Grant III have been cited by the A.I.A. in an announcement of resolutions of appreciation recently adopted by the executive committee of The Institute. Service in the public interest by the public officials in their administrative positions has been characterized by a consistent concern for the furtherance of good architecture and sound planning, the Institute statement revealed.


Report Presentation

A report entitled "The Significance of the Work of the New York City Housing Authority" has been presented to General Thomas F. Farrell, Housing Authority chairman, by Walter F. Kilham, Jr., president of the New York Chapter, A.I.A. The report is the culmination of two years study of the Authority's completed projects by the chapter's committee on housing, under the chairmanship of Arthur C. Holden.

Cleveland Chapter Officers

Announcement has been made of officers elected to serve the Cleveland Chapter, A.I.A., for the year 1949-50. President will be Paul C. Ruth, of the firm of Conrad, Hays, Simpson & Ruth; Carl F. Guenther, of Outcault, Guenther & Associates, will be vice president; Lottie B. Helwick, associate of Spahn & Barnes, was named secretary, and Morton Leavitt, of Leavitt & Spieth, treasurer.

(Continued on page 162)



B & G *Hydro-Flo** HEATING


performs three distinct duties in this modern plant

GROWING use of B & G *Hydro-Flo* Forced Hot Water Heating for industrial applications is well illustrated in the plant of the General Ice Cream Corporation, Schenectady, N. Y.


The system is ingeniously designed to perform three distinct duties. It heats the building . . . supplies hot water for pasteurizing cream and milk . . . and heats the service water. The service water load is very heavy, being used for general sterilization and for heating chocolate-melting kettles.

A hot water conditioning unit furnishes heat to the main office, located directly above the sub-zero hardening room. Locker rooms, loading docks and other departments are kept at a temperature best suited to occupational activity by individually controlled heating zones.


The operating versatility of B & G *Hydro-Flo* Heating is matched by its fuel economy . . . because water as a heating medium can be accurately controlled to avoid the usual causes of fuel waste.




B & G Indirect Water Heater with B & G Booster Pump for circulating hot water from the boiler to the Heater. This arrangement provides large volumes of hot water at minimum cost.




The pasteurizing vats are heated with water pumped directly from the boiler. Vats must be heated from 45° F. to 165° F. in approximately 30 minutes.



B & G *Hydro-Flo* Forced Hot Water Heating Equipment can be installed on any hot water heating boiler—either new or old.



Ideal employee comfort conditions are maintained by the accurate temperature control possible with B & G *Hydro-Flo* Forced Hot Water Heating. The heat supply is smoothly adjusted to every change in the weather—no over or underheating.



*Hydro-Flo** Heating

BELL & GOSSETT COMPANY
Dept. BF-32, Morton Grove, Illinois

*Reg. U. S. Pat. Off.

Always...

THE RIGHT COMBINATION

INTERCHANGEABLE DEVICES




T-1344




T-1322




T-1339



T-1321




T-1420



T-1340





T-1311



T-1421

with
UNILINE
TRADE MARK
PLATES



92023

Use these units for compact, practical installation of multiple-wiring devices into one gang. With UNILINE plates, in Ivorylite or brown Bakelite, any combination desired can be installed quickly — right on the job. Switches, receptacles and pilot lights can be easily interchanged. The line provides innumerable combinations for attractive 1-Gang installations for 2 or 3 units at a saving of material and labor.


LISTED AS STANDARD BY UNDERWRITERS' LABORATORIES, INC.

Branch Offices at: Boston, Chicago, Dallas, Denver, Detroit, Los Angeles, New York, Philadelphia, San Francisco, Syracuse.

SEE OUR LISTING IN SWEET'S ARCHITECTURAL FILE

ARCHITECTS
WHO KNOW BEST
SPECIFY

WRITE FOR LITERATURE ON THESE
AND OTHER WIRING DEVICES TO:
1911 LAUREL STREET
HARTFORD 6, CONN.



WIRING DEVICES

ENCLOSED SWITCHES

THE ARROW-HART & HEGEMAN ELECTRIC COMPANY
HARTFORD, CONNECTICUT

THE RECORD REPORTS

(Continued from page 160)

STUDY ABROAD

An important step in opening the way for graduates of American schools of architecture to be admitted to the renowned French school of fine arts, the École des Beaux Arts, has been announced by the A.I.A.

Until recently, graduates of American schools of architecture have been admitted to the École des Beaux Arts only after a detailed qualification procedure. Under the new arrangement with the French school, worked out by Julian Clarence Levi, New York, chairman of the Committee on International Relations of the A.I.A., selected graduates of American schools will be admitted without examination.

In effect, selected architects will have the benefit of study at the expense of the French government, since the school is supported by the government and has no tuition fees, Mr. Levi said.

The step marks recognition of the high standing of architectural education in the United States, Mr. Levi commented.

The École des Beaux Arts will now accept up to 10 graduates of schools which are members of the Association of Collegiate Schools of Architecture. Selection will be made by a committee of the A.I.A. on the basis of applicants' scholastic records, architectural designs and other criteria. Members of the committee are Leopold Arnaud, dean of the School of Arts, Columbia University; George S. Koyl, dean of the School of Fine Arts, University of Pennsylvania; Charles Butler, New York, practicing architect, and Mr. Levi.

EXPERIMENTAL MASONRY WALL

Over 2000 specimens of stone from 47 states and 16 foreign countries face an experimental masonry wall recently erected at the National Bureau of Standards. The wall will be used for study of all phases of the weathering process on the numerous varieties of stone, as an aid in developing more reliable laboratory methods for predicting durability. The complete investigation, which is being conducted by D. W. Kessler and R. E. Anderson, of the Bureau's Building Stone Laboratory, will doubtless require many years, but some parts of the study will yield results in a comparatively short time. The wall is a

(Continued on page 164)




Abel Faidy, Designer

DOOR CLOSER BY *LCN*
CLOSER CONCEALED IN DOOR

• SHOWROOM OF NASHARR FRÈRES, CHICAGO


LCN CATALOG II-E ON REQUEST • LCN CLOSERS, INC., 466 WEST SUPERIOR STREET, CHICAGO 10



The CHOICE for

Yes, and the choice among the country's leading architects, designers and decorators for these jobs for 25 years. Why? . . . because when they specify Hood Rubber Tile, they know from past experience that they are recommending *better* flooring . . . flooring that lasts a lifetime, is easy to clean, is resilient, quiet, and offers a full range of sparkling colors and pattern possibilities that enhance any decorative plan. For proof, and to make your job easier, see Sweet's or write for full-color booklet.

HOOD RUBBER TILE
HOOD ASPHALT TILE



- ✓ Offices
- ✓ Reception Rooms
- ✓ Corridors
- ✓ Display Rooms
- ✓ Hospital areas
- ✓ *also* Banks
- ✓ Stores
- ✓ Schools & Colleges
- ✓ Bldgs. & Insts.
- ✓ Residences
- ✓ Hotels & Clubs
- ✓ R. R. Cars & Ships

THE RECORD REPORTS

(Continued from page 162)

cooperative project initiated by the Bureau and the American Society for Testing Materials. Several other organizations, including producers of stone, have cooperated by supplying materials or advice.

A number of problems connected with the weathering of stone can be studied in the one structure, among them: the permanence of color, discoloration, effects of combining different types of stone, waterproofing, durability, and dimensional stability.

EXHIBITS

At the Modern Museum

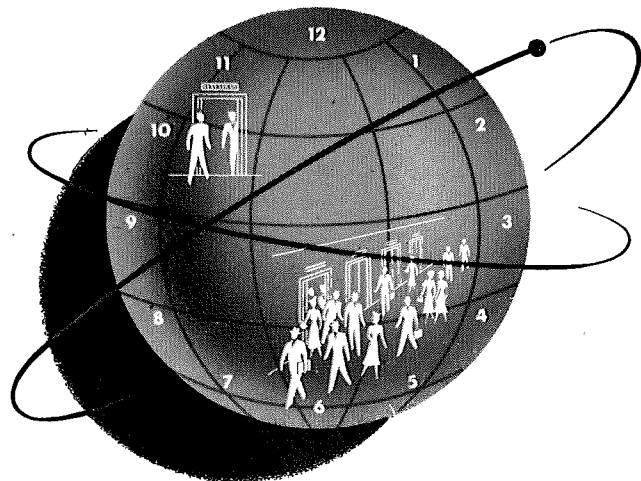

An exhibition, "Modern Art in Your Life," to show how modern art is a source and instigating force for much of our daily environment is now on display at the Museum of Modern Art. The showing relates "applied" art to the "purer" forms which are frequently said to be its source and has been assembled in celebration of the museum's 20th anniversary by Rene d'Harnoncourt, director of the Museum's curatorial departments, in collaboration with Robert Goldwater, author, associate professor of art history at Queens College and editor of the *Magazine of Art*.

The exhibit features buildings, furniture, useful objects, shop displays and advertisements in their relationship to works of art sometimes considered meaningless. The tracing of antecedents of commercial projects to their abstract sources covers many styles of modern art with a view to the broad effect of this school upon modern living.

Modern in Detroit

A comprehensive exhibit, "For Modern Living," featuring some 3210 objects drawn from daily life and gathered in an attempt to reach "all the people and their daily lives," is being staged at the Detroit Institute of Arts through Nov. 20. Criteria in selecting objects for display, as stated by Alexander Girard, architect and show director, were, did they show "results of a good understanding of a special individual problem?" As a result the display features articles from sunglasses to a baby's pink plastic toilet seat, including designs from nine foreign countries, and a 40 ft. mural by Saul Steinberg, the cartoonist.

(News continued on page 166)



1407 BROADWAY NEW YORK CITY

buys OTIS AUTOTRONIC ELEVATORING

1407 Broadway is to be the "Prestige Headquarters" of the textile and allied industries. Everything's advance-styled. Vertical transportation will be an entirely new concept of elevating. For Otis AUTOTRONIC Traffic-Timed ELEVATORING is the only system that is timed to the 6 traffic patterns of the entire business day. It excels at reducing passenger waiting time — not only during peak-traffic hours but also during the equally important between-peak periods.

It keeps cars evenly spaced throughout the building automatically. They can't bunch at terminals or landings. All floors, all tenants receive prompt, continuous service — with an expense-saving minimum number of cars.

In addition, Otis AUTOTRONIC Traffic-Timed ELEVATORING is dramatic! A passenger merely "touches", not pushes, an electronic directional arrow in the landing fixture. The arrow glows, the call registers, and a car arrives — as if by magic.


Otis Booklet B-721-F explains how AUTOTRONIC ELEVATORING will keep NEW or MODERNIZED buildings on preferred renting lists for years, years, years. Otis Elevator Company, 260 11th Ave., New York 1, N. Y.

1407 Broadway Realty Corporation, Builders;
William Zeckendorf, Chairman of the Board;
S. M. Hirsch, President; Kahn & Jacobs, Architects.




AUTOTRONIC traffic-timed ELEVATORING

31 other NEW and MODERNIZED office buildings, hotels, banks and department stores have also bought this entirely new concept of elevating.



with Wing Draft Inducers

The illustrations above show in striking fashion the difference in the appearance of the same building after removal of the unsightly stack. With Wing Draft Inducers it is no longer necessary to mar the appearance of otherwise well designed buildings with stacks of this type. By utilizing a low chimney, together with a Wing Draft Inducer, proper draft is assured—substantial savings in building costs are registered.



Wing Draft Inducers are suitable for use with oil, gas, stokered, or hand-fired boilers, moderate sized high pressure steam plants and industrial furnaces. Write today for a copy of Bulletin I-10.

Adequate draft is assured regardless of weather conditions or high surrounding buildings. The trim lines of the architect's design can be retained intact . . . without sacrificing furnace efficiency . . . soot, smoke, and obnoxious gases are reduced or eliminated.

Wing Draft Inducers are available with manual controls, or they may be tied in with the controls of the combustion system for completely automatic operation. Their use assures positive, uniform, adequate draft for low pressure heating plants . . . thorough and complete combustion with high CO₂ content.

L.J. Wing Mfg. Co. 151 W. 14th St., New York 11, N. Y.

Factories: Newark, N. J. and Montreal, Canada



Wing

DRAFT INDUCERS

THE RECORD REPORTS

(News continued from page 164)

ON THE CALENDAR

Through Nov. 20: "For Modern Living," exhibition of contemporary design in home furnishings and objects, Detroit Institute of Arts, Detroit, Mich.

Through Dec. 4: 20th Anniversary Exhibition: Modern Art in the Modern World, Museum of Modern Art, New York City.

Nov. 13-16: 16th Annual Meeting, National Assn. of Housing Officials, Copley Plaza Hotel, Boston, Mass.

Nov. 17: Educators Conference, Regional Convention, Central States District, A.I.A., Hotel Sheraton, St. Louis, Mo.

Nov. 18-19: Regional Convention, Central States District, A.I.A., Hotel Sheraton, St. Louis, Mo.

Dec. 4-10: 7th Panamerican Congress of Architects, including an Industrial and Commercial Exposition of architectural construction materials and methods, Havana, Cuba.

Jan. 18-20: Annual Meeting, American Society of Civil Engineers, New York City.

Jan. 23-27: Southwest Air Conditioning Exposition of the International Heating and Ventilating Exposition, Dallas, Tex.

Jan. 30-Feb. 3: 25th semi-annual Los Angeles Furniture Market, Los Angeles, Calif.

BUILDING NOTES

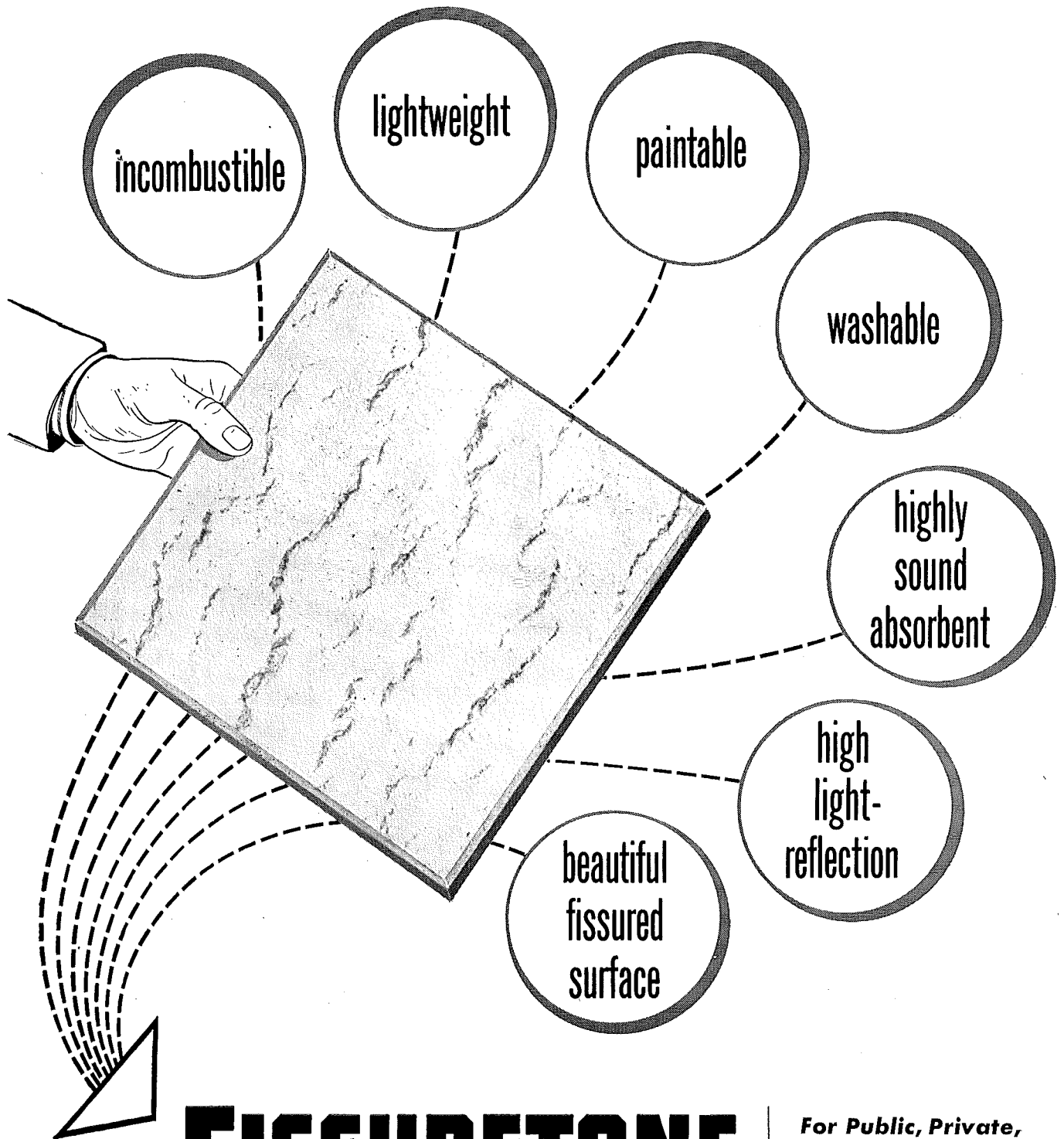
Parkway Apartments

The "Parkway," four 10-story apartment buildings containing 1744 suites and a modern shopping center, is under construction on the site of the former Ollemer estate in Irvington, N. J. New Jersey's largest FHA-insured mortgage to date, totalling \$14,316,000, has been made on the project, first units of which are scheduled for occupancy in the summer of 1950. Estimated cost is \$20 million. Kelly & Gruzen are architects for the project. Maurice and George Levin are the builders.

Hospital Alterations

The Catholic Archdiocese of New York has awarded a contract to the Turner Construction Company for alterations and additions to St. Francis Hospital, Poughkeepsie, N. Y., at a cost of approximately \$2,150,000. The addition will be a four-story structure and alterations

(Continued on page 168)



incombustible

lightweight

paintable

washable

highly
sound
absorbent

high
light-
reflection

beautiful
fissured
surface

FISSURETONE
TRADE MARK
MINERAL FIBRE ACOUSTICAL TILE

*For Public, Private,
Commercial or
Residential
Buildings . . .*


Sales Distributors Through-
out the World. In Canada:
Dominion Sound Equip-
ments, Ltd.




ACOUSTI-CELOTEX
TRADE MARKS REGISTERED U.S. PAT. OFF.
Sound Conditioning Products

PRODUCTS FOR EVERY SOUND CONDITIONING NEED

THE CELOTEX CORPORATION • 120 SOUTH LA SALLE STREET • CHICAGO 3, ILLINOIS



Driscoll Foundation Hospital for Children, Corpus Christi, Tex. Designed by C. H. Page & Son, Architects. Consulting architects for the project are Eggers and Higgins



Photograph of Feralun Safety Treads installed in the office building of the RCA Victor Division, Camden, N. J., when the building was erected in 1923. (Photo courtesy Public Relations Department, RCA Victor).

"INSTALLED IN 1923... STILL GIVING SATISFACTORY SERVICE TODAY"

They planned well for safety and for durability—those who were responsible for these Feralun* safety treads—installed when this RCA Victor building was erected in 1923. A quarter century of resistance to wear under the many thousands of feet that have gone up and down them since Calvin Coolidge first entered the White House! A quarter century of underfoot safety, too, on Feralun's non-slip surface! And, as the photograph shows, these same treads can still be counted on for many more years of maintenance-free service—and safety.

Examples like this show why architects, engineers and builders insist on "Feralun" treads, nosings and plates. Made of cast iron with wear-resistant abrasive particles embedded in walking surfaces, "Feralun" provides a sure-footed "grip" that keeps feet from slipping—and wears and wears. The coupon below will bring you full information on "Feralun." Send it today.

*Also available in Bronze—(Bronzalun),
Aluminum—(Alumalun), and Nickel Bronze—(Nicalun).®

AMERICAN ABRASIVE METALS CO.

IRVINGTON 11, N. J.

AMERICAN ABRASIVE
METALS CO.
470 COIT STREET
IRVINGTON 11, N. J.

Gentlemen: Please send me full information on Feralun.

(AR 11-49)

NAME TITLE

COMPANY

ADDRESS

CITY STATE

will include the construction of a new boiler house. Eggers and Higgins, of New York, are the architects.

Driscoll Hospital

Plans to construct the new Driscoll Foundation Hospital for Children in Corpus Christi, Tex., at an estimated cost of \$2,250,000 have been announced. The hospital will serve children up to 16 years of age and will be the only hospital of its type in the Corpus Christi area. Designed without a cashier's window, the hospital's construction and cost of operation will be provided from funds left by the late Mrs. Clara Driscoll, of Corpus Christi.

The building is designed to accommodate 100 patients in the first project and to be expanded to 200 beds in the future. It is of two-story height and will contain five wings. Walls are of brick with stone trim. Windows are of aluminum. The building will be air-conditioned with the exception of minor service portions. Preliminary plans were drawn by Eggers & Higgins, architects, of New York, who are serving as consulting architects, and working drawings are now in process by C. H. Page & Sons, of Corpus Christi, architects for the project.

Printing Plant

The Neo-Gravure Printing Company, of Chicago, subsidiary of Cuneo Press, Inc. has awarded a contract to the Turner Construction Company for the erection of a \$2 million plant at Weekhawken, N. J. Architects are De Cherrie & Berkenblit, of Chicago.

AT THE COLLEGES

Fellowships

Fellowships amounting to \$1000 a year have been established at both the University of Washington and Oregon State College by the Weyerhaeuser Timber Company. The grants will be for graduate research in the field of forest management. First recipients of the fellowships started work at the beginning of the academic year in September.

Curricula Inspected

Inspection committees have examined 481 curricula, including 112 new inspections, at 106 engineering colleges in the past two years, it has been revealed by H. T. Heald, president of the Illinois Institute of Technology and chairman of the Committee on Engineering Schools of the Engineers' Council for Professional Development.

(Continued on page 170)



UNIT HEATING...

its uses and advantages

Where it is used Unit heating is widely used in industrial plants and warehouses, garages, stores and public buildings where the following advantages are important.

Low first cost Unit heaters are so efficient and so compact that their heating capacity is often equivalent to the capacity of cast iron radiation or pipe coils of twice the cost. Additional savings are effected because the system requires a proportionately smaller amount of pipe, fittings and accessories.

Economy of operation Heat is forced down to the working level... not banked uselessly at the ceiling level. Heat is turned on and off merely by throwing a switch either manually or automatically by simple thermostatic controls. The rapid response means that heat is furnished only when and where it is wanted... no heat is wasted.

Heating comfort Unit heaters provide quick heating from a cold start. Desired temperatures are easily maintained within a close range. Heat is uniformly distributed in the working zone by forced air circulation. It

is a very flexible system because different or changing heating requirements are easily satisfied by means of different models, a range of capacities, single- or two-speed motors and individual thermostatic controls.

Adaptability to equipment and floor layout The units and the simple piping are overhead where they do not interfere with arrangement of operating machinery or equipment and do not take up valuable floor or wall space. Units are easily relocated at any time to meet changes in plant layout or heating requirements.

Thermolier unit heaters have important construction advantages The design of Thermolier unit heaters is the product of Grinnell Company's ninety-nine years of heating experience. Both architects and contractors like Thermolier's durability, freedom from maintenance troubles and dependable operation. Typical of its construction features is the patented internal cooling leg which permits the use of a plain thermostatic trap, the simplest, least expensive kind of trap. For full details on Thermolier features, capacities and types, see your Sweet's Files.


THERMOLIER

Unit Heaters



GRINNELL

Grinnell Company, Inc., Providence, Rhode Island. Branches: Atlanta • Buffalo • Charlotte • Chicago • Cleveland • Cranston • Fresno • Kansas City • Houston
Long Beach • Los Angeles • Milwaukee • Minneapolis • New York • Oakland • Philadelphia • Sacramento • St. Louis • St. Paul • San Francisco • Seattle • Spokane



University of Illinois homes for 30 staff members. Project of Small Homes Council


Cabot's House Paints (Gloss Collopakes) provide extra beauty that lasts for extra years. That's because the patented Collopping process reduces pure pigments to particles 100 to 1000 times as fine as in ordinary paints and disperses them evenly throughout the vehicle. Cabot's Collopakes are self-levelling . . . show no brush marks. And because no fillers or adulterants are used, their colors remain true, even after long exposure in the most testing climates.

Cabot's Collopakes are available in a wide variety of colors . . . many of them, like Longfellow Yellow and Haddam Barn Red, obtainable from no other source.

WRITE TODAY for color card and complete information.

A
Distinctive
Finish
that
Endures

Architects - Dubin & Dubin



Samuel Cabot, Inc.

1122 Oliver Building, Boston 9, Mass.

Illinois Staff Homes

Principles developed in housing and heating research studies at the University of Illinois are being applied in the construction of 30 homes for University staff members — newest project of the Small Homes Council.

The new homes are being constructed on modular design principles and employ also site-fabricated and truss methods. All are basementless on insulated slabs and the utility plans of kitchens and other areas meet research standards. Noteworthy is the site plan; neither houses nor major tree plantings follow or emphasize street lines. When trees attain full growth the effect will be that of a partially wooded site. All houses are one-story and are of three basic designs and sizes with variations in exterior appearance. Because other homes in the area are large they have been grouped in pairs for harmony in the neighborhood appearance. All have combined living-dining area with movable closet-walls employed in the larger homes.

Most of the houses have redwood siding, painted white and grey where horizontal siding is used and left natural with vertical siding. A few houses are finished with cement asbestos board panels. Interior walls are of gypsum wallboard which is being taped, textured and painted.

All interested campus units collaborated on the project which was planned and designed by the Small Homes Council. Skidmore, Owings and Merrill, architects, planned the site and cooperated on architectural work.

New Buildings

Albion College's new dormitory for men, Seaton Hall, has been officially opened for occupancy with accommodations for 234 men. The dormitory, gift of the Kresge Foundation, is the first unit in the men's dormitory system. It is a four-story fireproof structure of colonial design. All rooms are doubles. The building also contains a lounge and recreation room.

The first of three 10-story apartment buildings being constructed at the Illinois Institute of Technology, has been opened for occupancy. Gunsaulus Hall contains 116 units for housing of married students and staff members. This marks the first time that any housing has been provided for married students at the Institute. The \$1,200,000 build-


(Continued on page 172)

**FOR
MAXIMUM
ROOFING
PROTECTION**

RESIDENCES




PUBLIC BUILDINGS



SCHOOLS

**INDUSTRIAL
PLANTS**


CHURCHES



FOLLANSBEE SEAMLESS TERNE ROLL ROOFING
FOR NEW ROOF CONSTRUCTION · ROOF REPLACEMENT · FLASHING AND WEATHERSEALING

AVAILABLE NOW, for the first time in many years, 40-lb. terne-coated* Follansbee Seamless Roll Roofing assures maximum roof protection for all types of structures. Time-proved as a durable roofing material, 40-lb. terne-coated steel* has set many performance records. In fact, 40-lb. terne roofs serving MORE THAN FIFTY TROUBLE-FREE YEARS may be found in many cities.

Furnished in 50-foot continuous rolls without cross-seams, this superior roofing metal can be readily applied regardless of architectural design characteristics. Write today for full information on specification and application details.



*Each 435 sq. ft. of copper-bearing steel base plate is hot-dip coated with 40 lbs. of tin and lead alloy (terne coating).

FOLLANSBEE STEEL CORPORATION

GENERAL OFFICES, PITTSBURGH 30, PA.

COLD ROLLED STRIP · ELECTRICAL SHEETS · POLISHED BLUE SHEETS · SEAMLESS TERNE ROLL ROOFING

Sales Offices—New York, Philadelphia, Rochester, Cleveland, Detroit, Milwaukee. Sales Agents—Chicago, Indianapolis, St. Louis, Kansas City, Nashville, Houston, Los Angeles, San Francisco, Seattle; Toronto and Montreal, Canada.

Plants—Follansbee, W. Va., and Toronto, Ohio.

FOLLANSBEE METAL WAREHOUSES—PITTSBURGH, PA., ROCHESTER, N. Y., and FAIRFIELD, CONN.



ing is part of Illinois Tech's long-range expansion program which, when the college's new modern campus is completed, will provide housing for 2000 persons in a total of three 10-story apartment buildings, 12 four-story dormitories, three three-story walk-ups and 24 row houses.

Faculty Appointments

James H. Acland, of Montreal, Que-

bec, has recently been appointed assistant professor of architecture at the University of Utah.

Charles Warner, Architect, and partner in the firm of Warner-Leeds, has been appointed critic in design at Pratt Institute.

Stanley Salzman, Architect, has been appointed instructor in graphics and design at Pratt Institute.

Seymour Howard, Architect, will

teach construction courses at Pratt Institute.

Peter Blake, designer and curator of the department of architecture at the Museum of Modern Art, has been appointed an instructor in introduction to architecture courses at Pratt Institute.

Peter Grippe, sculptor and painter, will teach basic design at Pratt Institute.

Manuel Bromberg, formerly head of the art department of Salem College, has been appointed an associate professor of design at North Carolina State College.

Walter Weissman has been made an instructor in architecture at North Carolina State College.

Lee F. Hodgden has been appointed to the position of instructor at North Carolina State College.

Walter B. Sanders, A.I.A., of the firm of Sanders and Malsin in New York City, has been appointed to the position of professor of architecture at the University of Michigan.

Lyndon Welch has been made an instructor in architectural construction at the University of Michigan.

Knut Lonberg-Holm, graduate of the University of Copenhagen, Denmark, will be a visiting lecturer in architecture at the University of Michigan.

Roger G. J. Legrand, graduate of the École des Beaux Arts de Paris, will be a visiting lecturer in architecture at the University of Michigan.

Thomas F. McClure has been appointed an assistant professor of sculpture at the University of Michigan.

OFFICE NOTES

Offices Opened, Reopened

Architectonics, Inc., firm engaged in the practice of industrial design, announces the opening of a new office at 207 E. 37th St., New York 16, N. Y.

Miles Edwards Falls, Architect, has opened an office at 2208 Cedar Springs Ave., Dallas, Tex.

J. Paul Gilmore, Architect, formerly of Hudson, Gilmore, Campbell, announces the opening of offices at Farm Security Building, Montgomery, Ala.


Leonard H. Glasser, Architect, has opened an office for the practice of architecture at 835 Lincoln Rd., Miami Beach, Fla.

Lawrence Halprin, Landscape Architect, announces the opening of an office at 802 Montgomery St., San Francisco 11, Calif.

John C. Milne announces the opening of a showroom for decorators' require-

(Continued on page 174)

See why America's finest industrial laboratories are Kewaunee equipped



**Send for the new
KEWAUNEE
METAL SCIENTIFIC
LABORATORY EQUIPMENT
CATALOG NO. 50**

A few Kewaunee industrial installations

- Abbott Laboratories
- Eli Lilly Company
- Parke Davis and Company
- Carnegie-Illinois Steel Co.
- Standard Oil Company
- U. S. Rubber Company
- Corning Glass Works
- B. F. Goodrich Company
- Mellon Institute of Industrial Research
- Upjohn Company
- General Motors Corporation
- E. I. DuPont de Nemours Co.
- General Electric Company
- Celanese Corp. of America
- General Aniline Works
- American Viscose Corporation
- Eastman Kodak Company
- Kraft Foods Company
- Aluminum Company of America
- Sherwin Williams Company

See for yourself why the name Kewaunee on laboratory equipment and casework means efficient design, fine materials, husky construction, lasting quality. See how each Kewaunee unit serves a specific purpose, yet is perfectly matched with other units to form an integrated whole. See how Kewaunee's Unit Assembly plan utilizes mass production methods to provide custom quality at budget-conscious cost.

See how Kewaunee saves *your* planning and engineering time, and relieves you of many headaches in laboratory design.


A free copy of the new Kewaunee Catalog of Metal Scientific Laboratory Equipment is ready for you. Write for it now.

The services of Kewaunee engineers are available to you—no cost or obligation



C. G. Campbell, President
5046 S. Center St., Adrian, Michigan
Representatives in Principal Cities

Nothing heats better than Modine Convector Radiation . . . NOTHING LOOKS MORE BEAUTIFUL IN A BEAUTIFUL ROOM



For the full story, call your Modine Representative.
He's listed in the "Where-to-Buy-it" section of your phone book.
Ask to see a sample, or write direct.
Modine Mfg. Co., 1510 Dekoven Avenue, Racine, Wisconsin.

Send for New Modine Convector Catalog Today!
Special 1-Pipe Steam Convector Bulletin Also Available.



Design and Mechanical Patents Pending

Modine CONVECTORS

R-1045

ments at 18 E. 53rd St., New York, N. Y.

Col. Paul L. Snyder, announces his separation from the United States Air Forces and the opening of an office for the practice of architecture at 404½ S. Tryon St., Charlotte 2, N. C.

Harry W. Terry, consulting engineer, of Scarsdale, N. Y., has opened a headquarters at 518 Fifth Ave., New York, N. Y.

Timbertone Decorative Co., Inc., announces the opening of new showrooms and offices at 114 E. 32nd St., New York, N. Y.

New Addresses

The following new addresses have been announced:

Campbell and Wong, A.I.A., 802 Montgomery, San Francisco 11, Calif.

Fromherz Engineers, 823½ Poydras

St., New Orleans 13, La.

Victor Hornbein, Architect, 714 Pontiac St., Denver, Colo.

Francis Keally and Howard S. Patterson, Architects, 17 E. 49th St., New York 17, N. Y.

Konwiser Fabrics, Inc., 1 E. 53rd St., New York 22, N. Y.

Douglas Orr, Architect, 111 Whitney Ave., New Haven 10, Conn.

John Lyon Reid, A.I.A., of Bamberger and Reid, 109 Stevenson St., San Francisco, Calif.

Carl Schmuelling, A.I.A., Lexington Circle, Terrace Park, Ohio.

New Firms, Firm Changes

Hubert M. Garriott and John W. Becker announce their association as partners in the practice of architecture, under the firm name of Garriott and Becker, with offices at 800 Broadway, Cincinnati 2, Ohio. The association follows the dissolution of the firm of Garriott, Becker and Bettman.

Archibald Coleman Rogers, A.I.A., and Francis Tournier Taliaferro, A.I.A., have formed a partnership for the practice of architecture with offices at 49 College Ave., Annapolis, Md., and in the Ewing Bldg., Easton, Md.

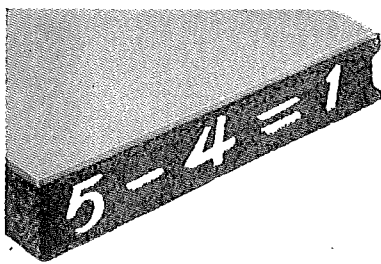
ELECTIONS, APPOINTMENTS

The board of management of the Société Belge des Urbanistes et Architectes Modernistes, which was the originator of urbanization in Belgium, has recently been constituted as follows: president, P. A. Michel; vice president, J. F. Hoeben; secretary-general, J. Franssen; treasurer, P. Mornard, and counselors, G. Brunfaut, J. Moutschen, Paul Rubbers, E. Taelmans and J. Valcke.

Harold R. Sleeper, A.I.A., has been named chairman of the Architects Division for the 1949 fund drive of the Travelers Aid Society of New York. The campaign, now in progress, has set a goal of \$350,000.

Beatrice West, decorator, has been appointed director of interior design and color coordination of the Rahr Color Clinic. Miss West has been employed as color coordinator and decorator for Levitt and Sons, Inc., home builders. She was previously with the Texas Housing Company, Dallas and also did the color styling for the Whiterock, N. M., housing project, suburb of Los Alamos, N. M.

Charles Frederick Wise, A.I.A., of Philadelphia, has been appointed consultant on construction advertising by Lee Ramsdell & Co., Inc., Philadelphia advertising agency.



Save \$1


OUT OF EVERY \$5

by using

the Durisol Insulated Roof Plank

This roof plank combines so many functions in one material...all at one low installation cost...that \$4 does the work of \$5 as compared with other materials. Note the 3-in-1 advantages of this light-weight, precast, factory-coated plank:

- 1** Fireproof, reinforced, cement-surfaced, and ready for application of the built-up roofing.
- 2** Because Durisol itself is such an effective barrier against heat losses, no additional insulation is required.
- 3** Noise-deadening ceiling at no extra cost... distinctive and pleasing in appearance, with a sound absorption coefficient of 0.87 at 512 cycles.




DURISOL is made from chemically mineralized wood fibres bonded with Portland cement and moulded under pressure. It is unaffected by moisture and is proof against rot, mould, vermin, termites—proved incombustible by laboratory tests.

Thickness	Width	Maximum Span	Weight per sq. ft.	Long Edge	Load
3¼"	16"	6'8"	15 lbs.	Tongue and Groove	250 lbs. per sq. ft. ultimate uniform load.
4¼"		8'	18 lbs.		


For complete information, write for folder (A.I.A. File Number 4-K). Also see catalog 3c/13a, Sweet's File Architectural, 1949.

DURISOL, INC. 420 Lexington Avenue, N. Y. 17, N. Y.

B. H. Miller, Toys
Chicago, Illinois



Steiner Electrical Supply Co.
Chicago, Illinois




the most significant
Lighting Development
in 20 years!

never before possible! custom-designed lighting
installations at mass-production prices!

MODULE lighting is here... a truly revolutionary idea that heralds a dynamic new era in commercial lighting. Four low-cost "building blocks of light" easily fit together mechanically and electrically... end to side, end to center, end to end, or side to side. Now, you can economically fulfill specialized needs with an infinite variety of harmonious, functional lighting patterns that fit all architectural requirements. MODULE is truly superior lighting—providing an abundance of glare-free illumination with exceptionally low surface brightness. Ingeniously engineered plastic louvers and side panels provide scientifically correct shielding and eliminate unsightly dark spots.


Write today for FREE 20-page MODULE booklet which fully explains and illustrates the unlimited possibilities of this modern lighting miracle.




Module A
Four 14-watt T-12
15" type F lamps




Module B
One 32-watt 12" Circline
lamp, and one Par Spot
or Floodlamp



Module C
Four 40-watt T-12
48" type F lamps




Module D
Four 75-watt T-12 425
milliamp Slimline lamps



module

REG. U. S. PAT. OFFICE



MITCHELL MANUFACTURING CO.
2525 Clybourn Avenue, Chicago 14, Illinois
Please send full details on MITCHELL MODULE

Firm Name _____
Address _____
City _____ Zone _____ State _____
Attention: _____

Housing Subsidies Get Nod

Canada's newly announced shelter policy reveals a change in Prime Minister St. Laurent's thinking. He once declared no government of which he was a member would ever subsidize housing. The proposed amendments to the National Housing Act provide for the building of rental projects "either on an economic or a subsidized basis."

Actually, the proposals fall into two categories. The first deals with prospective home owners. It makes it possible for them to get a bigger loan to buy or build. The second, which requires provincial cooperation to be implemented, assists small municipalities and those with inadequate revenues to assemble land and erect housing for sale or rent.

When passed — and in view of the government's parliamentary majority,

there can be little doubt that it will be passed — the legislation will be administered by Central Mortgage & Housing Corporation. The Corporation may then make a direct loan to house buyers equal to one-sixth the amount of the loan made to operative builders. This means that the maximum loan obtainable under the National Housing Act will be raised from \$8500 to \$9900, cutting down payments by approximately one half. People contracting for new houses as well as those buying them from builders will benefit.

Aid to municipalities takes the form of loans for housing projects to be developed and managed under federal-provincial auspices. Three types of project are included: the clearing and servicing of housing sites, the construction of houses for sale and the building of rental housing. In each case, the cost will be shared 75 per cent by Ottawa and 25 per cent by the province. The annual profit or loss on any project is to be shared in the same way. All projects must be initiated by the province. Contrary to past practice, Ottawa will not deal directly with municipalities.

The present veterans' rental housing program is to be absorbed into the federal government's new arrangement with the provinces. In addition, the government recognizes that the municipalities in which veterans' projects are located are entitled to larger payments in lieu of taxes. Previously the amounts paid have been much less than the city or town would have received as the result of normal assessment.

Starting Salaries Upped

The 1949 crop of engineering and science graduates received an average starting salary of \$2550 per year, according to an announcement by Hon. Humphrey Mitchell, Minister of Labor. A continued upward trend is revealed by comparing this sum with \$2440 for graduates of 1948, \$2350 for graduates of 1947 and \$2150 for graduates of 1946. The figures were compiled from a study of 1000 individual cases.

Second Mortgages Popular

The Ontario Government has set aside another \$5 million to meet requests for second mortgage loans. This announcement was made by Hon. William Griersinger, Minister of Planning and Development.

From the original fund of \$10 million, established over a year ago, loans totaling \$9 million have been approved. The

(Continued on page 178)

WEATHER STRIPS FOR SLIDING DOORS



Everyone Wants Sliding Doors!

"ACCURATE" ASSURES OPERATING EFFICIENCY

Everywhere, more architects are specifying sliding doors to open on terraces, patios, balconies, porches. An unexcelled feature for clubhouses, finer residences, sanitariums and similar buildings. "Accurate" has played a major role in promoting the use of exterior sliding doors by assuring more efficient, smoother gliding operation, *plus wholly weatherproof qualities*, backed by numerous patents. 43 years' experience in making better metal weather stripping for windows and doors establishes "Accurate" as the pioneer manufacturer in this field.

WRITE FOR SPECIAL FOLDER



ACCURATE METAL WEATHER STRIP CO., Inc.

215 EAST 26th STREET, NEW YORK 10, N. Y.

Life expectancy dictates **JENKINS VALVES** *for the new John Hancock Building*

Architects: CRAM & FERGUSON, Boston, Mass.

Builders: TURNER CONSTRUCTION CO., Boston, Mass.

Contractors for Heating, Ventilating, and Air Conditioning
BUERKEL & CO., INC., Boston, Mass.

FROM TELEVISION MAST to sidewalk snow-melting system, the new John Hancock Mutual Life Insurance Company Building has been skillfully planned for operating efficiency and economy, now, and in the years to come.

All equipment was chosen with an eye to the future—*future maintenance and operating costs*. It was on this basis that Jenkins Valves were selected.

Leading architects, engineers, and contractors have specified Jenkins Valves for the nation's most efficiently planned and operated buildings and plants for over 85 years. First, because they know that Jenkins builds extra endurance into valves—proved by long life and low up-keep cost records in every type of service. Second, because they know the value of the unequalled experience Jenkins Engineers can apply to any question of selection, installation, or maintenance.

Take the long view on valve economy . . . for new installations, for replacements, rely on Jenkins Valves for lowest costs in the long run. *Sold through leading Industrial Distributors everywhere.*

*Jenkins Bros., 80 White St., New York 13;
Bridgeport, Conn.; Atlanta; Boston; Philadelphia; Chicago;
San Francisco. Jenkins Bros., Ltd., Montreal.*


JENKINS
LOOK FOR THE DIAMOND MARK
VALVES




Jenkins Bros.



Some of the more than 2500 Jenkins Valves installed in the John Hancock Building.





West Hill Public School, Scarborough, Ont. By Murray Brown & Elton, Architects

Panda Photo

Sedgwick DUMB WAITER DOORS

**—A Very Important "Assist"
in Satisfactory Dumb Waiter Service**

Dumb Waiter Doors are as important for efficient operation as is the selection of satisfactory dumb waiter units. Sedgwick Dumb Waiter Doors are of durable steel construction, have stainless steel sills and can be used with electric or hand power dumb waiters—or for protecting the landing openings of conveyors, laundry and package chutes and other types of floor-to-floor transportation equipment.

Available with approved Underwriters' Label where required, Sedgwick Dumb Waiter Doors are finished in appearance, easy of operation, sturdy and come in four general types, including bi-parting, slide-up, slide-down and hinged. Doors and frames are completely factory-assembled units, convenient for setting in place as hoistway walls are built.

Specify Sedgwick Dumb Waiter Doors for best performance and ultimate economy. They are backed by Sedgwick's 55-year-old experience in planning, engineering, manufacturing and installing of dumb waiters and elevators for all purposes.

Sedgwick Dumb Waiters are available for prompt delivery in a variety of standard sizes and types. The Electric Roto-Waiter and the Electric Traction Dumb Waiter, with capacities up to 500 lbs., are leaders in the power-controlled field. Hand operated units of unusual merit and ease of operation are designed for many uses where less expensive equipment is desired, or when frequency of use is less.

Write for Illustrated Booklet
and Complete Information



Sedgwick MACHINE WORKS
142 West 15th Street, New York 11, N. Y.

ELEVATORS • DUMB WAITERS • RESIDENCE ELEVATORS • STAIR-TRAVELORS
ROTO-WAITERS • SIDEWALK ELEVATORS • FREIGHT ELEVATORS • DUMB WAITER DOORS

BUILDERS OF VERTICAL TRANSPORTATION SINCE 1893

maximum loan offered on any house is \$1250 (or one half the down payment) repayable in monthly amounts over a 20-year period with interest at 3½ per cent. On August 1, the province reduced its cost limitation on houses eligible for second mortgage financing from \$15,000 to \$12,000.

1949 Holds Lead Over 1948

According to Maclean Building Reports, construction is up on the year, down on the month. Contracts for the first eight months totalled \$708 million or \$44 million more than the same period in 1948. Awards for August, however, were \$1 million less than a year ago.

Housing accounted for more than two-thirds of the August total, the loss on the month being recorded in other classifications. Comparative figures, in million dollars, are:

	1949	1948
Residential	55.9	44.4
Business	24.6	29.8
Industrial	2.7	5.6
Engineering	7.3	11.6

More Bedrooms Called For

The two-bedroom bungalow may be all right as a mortgage risk, but it is far from being satisfactory as a home. That, at least, is the opinion of Toronto's Neighborhood Workers' Association. In its annual report the Association refers to this type of dwelling as being little more than a form of birth control. "There is implied a definite limitation of the family to two children. Two-children families mean a community that is slowly dying."



The report goes on to urge intelligent subdivision planning. "We should not be producing now the potential slums of 25 years from now. Control should be exercised so that the hopelessly ugly and monotonous rows of houses which a contractor's bad dream sometimes brings into existence shall not be permitted."

Streamlining Now A Cliché?

Gordon S. Adamson, well-known Toronto architect, includes product design among his varied interests. Speaking on the subject at a recent service club luncheon he stated that today's designer is often under pressure "to design and redesign with an eye to quick sales." He becomes a streamliner or stylist. Streamlining may be justified to cut down wind resistance of automobiles and aeroplanes, but not in such things as kitchen utensils, he said.

(Continued on page 180)

TRANE



Six kinds of weather at the same time —from the same unit!

On installations where sun, wind or other factors combine to create a variety of different air conditioning demands in a building simultaneously, zoning is usually desirable.

Large work can frequently be handled to best advantage with a separate Climate Changer for each zone. For applications of medium or comparatively small size, however, Trane Multizone Climate Changers have important advantages.

With this new unit any number of zones, two through six, are under individual zone temperature control. A 25-degree variation between warm and cool is secured when needed.

The unit has thermostatically controlled dampers which determine the amount of warm air or cool air to be delivered from each outlet. Any mixture may be used,

and reheating is accomplished automatically.


In this way, one Multizone Climate Changer—with one heating coil, one cooling coil, and one motor—produces results which might otherwise require as many as six individual air conditioning units.

Ask the Trane sales office in your area to show you how Climate Changers are being used to meet heating, ventilating and air conditioning needs, for comfort or process work, domestic, commercial, industrial. There is a size, style, and type that will meet your needs.


THE TRANE COMPANY...LA CROSSE, WIS.

Manufacturing Engineers of Heating, Ventilating and Air Conditioning Equipment—Unit Heaters, Convector-radiators, Heating and Cooling Coils, Fans, Compressors, Air Conditioners, Unit Ventilators, Special Heat Exchange Equipment, Steam and Hot Water Heating Specialties ... IN CANADA, TRANE COMPANY OF CANADA, LTD., TORONTO.


An endless variety of sizes and styles of Climate Changers, vertical (1) and horizontal (2); along with Evaporative Condensers (3); Compressor Units (4); and Turbo-vacuum Compressors (5); are typical of the broad Trane line.




1




2



3



4



5

Mr. Adamson pointed out that forced obsolescence — the changing of a product's appearance every year — was characteristic of North America, where there were ample raw materials. In Europe the supply was not so great, and things had to be made to last.

Toronto Master Plan Ready

Toronto's growth has been charted for the next 30 years. The City Planning

Board, a committee of six private citizens, with the technical assistance of the Department of Planning and Surveying, has prepared a master plan that should solve many urban problems resulting from previous lack of control.

Implementation of the plan is estimated to cost \$180 million at current prices. About one-third of this sum is to be devoted to improving transportation facilities. Old streets are to be widened,

straightened and extended, and new ones are to be built. Among the most important is a cross-town artery paralleling the shores of Lake Ontario. Another thoroughfare will slash diagonally across the city to connect with a new north-bound highway.

Reconstruction of certain blighted areas is to be undertaken. These areas consist of residential properties where the assessed value of the building is less than twice the value of the land. Since Toronto is nearly entirely built-up, the cleared sites are likely to be used for large-scale housing projects. In addition, many new civic buildings are to be erected and there will be considerable expansion of the public utilities system. Actually the amount of money to be spent on improving water and sewerage facilities is almost as much as on transportation.

Next on the list of proposals are those relating to parks and open spaces, especially recreation grounds. Toronto's islands, hitherto inaccessible except by ferryboat, are to become a play area for the entire city. A tunnel will be built for the benefit of motorists and existing summer cottage and commercial developments will be replaced by new, centralized apartment buildings and hotels.

Toronto's plan is the seventh in the last 40 years to be presented to the people of the city. Earlier plans failed to win acceptance, sometimes because of the opposition of affected interests, on other occasions on account of their cost. Mayor Hiram E. MacCallum states that the new plan should not constitute too heavy a financial burden for the taxpayers. He points out that if it is not adopted they will pay in other ways. For instance, delays in moving commodities within the city will increase prices unless necessary street improvements are made.

Builders Demand Licensing

The campaign for provincial licensing and supervision of builders has been renewed by the National House Builders' Association through its Toronto branch. Excuse is the recent default of the Kershaw Construction Company — Toronto's biggest postwar building "bust" — which threatens 48 investors with the loss of down payments ranging from \$1500 to \$3000.

At an official inquiry, Campbell Holmes, president of the Metropolitan Home Builders' Association, declared, "In times like these, every Tom, Dick

(Continued on page 182)

Remember this dependable source of supply



REYNOLDS
Lifetime ALUMINUM
SHAPES
add modern styling to
ARCHITECTURAL PLANS

WAREHOUSED IN YOUR AREA FOR PROMPT DELIVERY

● Obtain smart, modern styling with Reynolds *Lifetime* Aluminum Architectural Shapes. Make your selection from the more than 65 standard shapes, created to meet your design requirements.

They're easy to obtain, too! Most of these bright, light, enduring aluminum shapes are warehoused from coast to coast for fast delivery. Whether it is a standard item — such as doors, jambs, thresholds, copings, windows, window sills or decorative trim — or special aluminum shapes designed to

your specifications, Reynolds is prepared to quote on your requirements.

For complete data call your nearest Reynolds Office, listed under "Aluminum" in your classified directory, or write direct to the address below.

SEND FOR COMPLETE DETAILS

Engineering drawings of all standard shapes in one compact folder. Can be used for direct tracing.

Write to Reynolds Metals Company . . . Aluminum Division, 2572 South Third Street, Louisville 1, Kentucky.




REYNOLDS

Lifetime ALUMINUM

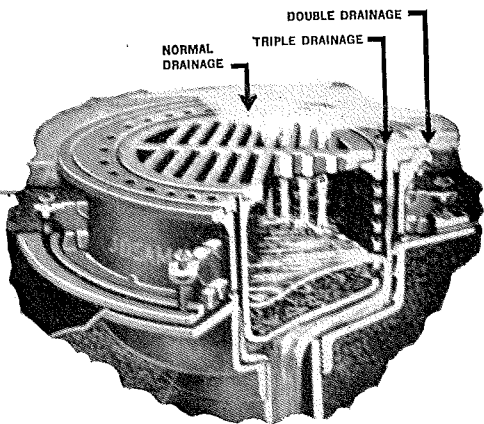
Consider Aluminum — Consult Reynolds — The Complete Aluminum Service

The man that acts on these



2 FACTS

can solve any **PLUMBING DRAINAGE PROBLEM!**



Josam


...has the widest range of types and sizes of plumbing drainage products in the world!
 ...is specified by more architects and has its products installed in more buildings than all other makes combined.

There's a reason why these two facts solve any plumbing drainage problem. It means that Josam Products have been proved easier-to-install, better-in-performance, longer-lasting, and therefore can be depended upon *without reservation* to serve for the life of the building.

For example, the Josam Non-Clog Triple-Drainage Drain is one of many hundreds developed by Josam—the Standard of the Industry. When the problem is drainage, don't take chances—specify Josam—and put proven experience to work for you! Use convenient coupon below for quick action.

Josam Non-Clog Triple Drainage Drains

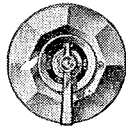
One of the many Josam exclusive developments. Designed to prevent drain lines from becoming clogged with debris by providing continuous drainage of debris-laden water. If sediment container becomes filled, drainage continues through holes in auxiliary rim, signalling need for cleaning. The grate cannot be set in place unless bucket is in position—a guarantee that bucket will not be omitted or thrown away.




BACKWATER SEWER VALVES.
To prevent sewer contents from backing up into basement floors.



ROOF DRAINS.
To provide continuous drainage in spite of accumulated debris on roof



MODERATOR MIXING VALVES.
To prevent accidental scalding in showers.



SWIMMING POOL FITTINGS. Inlets, outlets, gutters, overflows.



INTERCEPTORS
For grease, oil, hair, plaster and sediment.



SHOCK ABSORBERS.
To eliminate water hammer in pipe lines.

JOSAM MANUFACTURING COMPANY



Main Sales Office, Josam Building, Cleveland 13, Ohio
 Manufacturing Division—Michigan City, Indiana

Representatives In All Principal Cities


JOSAM-PACIFIC CO., West Coast Distributors
 San Francisco, California

JOSAM CANADA LIMITED, Canadian Distributors
 Toronto, Ontario

Josam Mfg. Co., 302 Josam Bldg., Cleveland 13, Ohio
 Please send free literature on the following products:


- Non-Clog Triple Drainage Drains
- Floor and Roof Drains
- Moderator Shower Mixing Valves
- Backwater Sewer Valves
- Shock Absorbers
- Interceptors
- Swimming Pool Fittings
- Folder on all products

NAME _____
 FIRM _____
 ADDRESS _____
 CITY and STATE _____



Proposed public school, Tillsonburg, Ont. Designed by John B. Parkin Associates

Another practical way to use **KINNEAR ROLLING DOORS**




Concession booths at the new Cincinnati Arena protected with Kinneare ALUMINUM Rolling Doors

You have a doubly effective answer to many special types of closure problems—in addition to all regular service-door needs—in the coiling upward action of Kinneare Rolling Doors. The clean-cut beauty of Kinneare's all-metal, interlocking-slat curtains harmonizes with almost any architectural style. There's high efficiency in their smooth, vertical action. They clear the entire opening in one direct, time-saving motion. You don't have to provide any "reserve space"—in floor, wall, or ceiling clearances—for opening and closing action.

In addition, the all-metal construction of Kinneare Rolling Doors provides extra protection against intrusion, vandalism, storm damage, and fire. These combined advantages have made Kinneare Rolling Doors the logical choice for a wide range of special opening needs, such as the concession-booth installation above. Large removable partitions may be formed by two or more Kinneare Rolling Doors separated by center mullions that swing upward, out of the way. We'll be glad to supply full information on Kinneare solutions to any such problems you may encounter.

Built of aluminum, steel, or other metals, in several slat styles, they are available in any size, for old or new construction.



The KINNEAR Manufacturing Co.

1860-80 Fields Ave., Columbus 16, Ohio
1742 Yosemite Ave., San Francisco 24, Calif.
Offices and Agents in Principal Cities

and Harry jumps into the building business, whether he has financial backing or experience or not. In every case where there has been a failure in the Toronto area, it was due to lack of experience in the business."

President Holmes and the Association favor adoption of a system similar to the one in force in Michigan. The state has a licensing act, a commission to administer it, requires registration of all residential contractors, technical examinations, evidence of competence and fair dealing, and provides penalties, including suspension. It is reported that three-quarters of the complaints received are satisfactorily adjusted out of court.

Prefab Houses Spotlited

House-hungry visitors to the 1949 edition of the Canadian National Exhibition, Toronto, had their appetites whetted by the manufacturers of factory-built shelter.

The display took the form of a model village. Among the standouts was the Halliday Company's "Scot," a six-room, two-story Colonial job measuring 26 by 24 ft. Offered at \$2500, its completed price—exclusive of finished attic—was estimated at \$5500.

The big selling point of this house is its adaptability. The attic, which contains two of the six rooms, can be finished for an extra \$500. A garage and breezeway can be added on one side for another \$700. A two-bedroom wing for the other side is priced at \$2000.

House Production Spurts

The number of dwelling units completed in the first six months of this year was 30 per cent higher than for the same period in 1948. Starts were only slightly ahead. Here are the figures to the end of June, as supplied by the Dominion Bureau of Statistics:

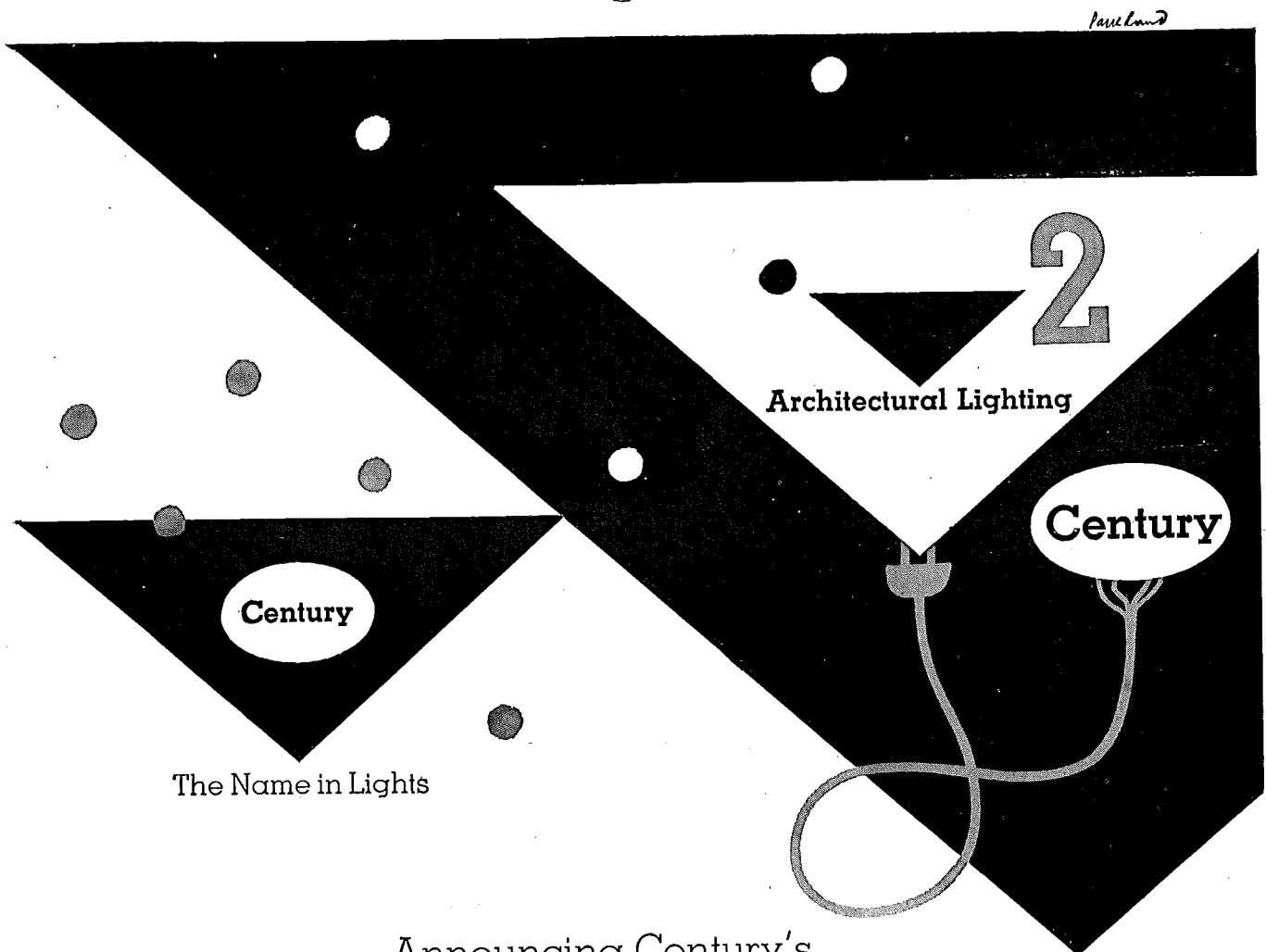
	1949	1948
Completions	39,726	30,528
Starts	40,199	39,768

The length of time required to build a house completed in June averaged 7.4 months. Though greater than last year at this time, the figure represents the seasonal construction speed-up.

Architects Stick Necks Out

A delegation from the Royal Architectural Institute of Canada, consisting of president A. J. Hazelgrove, Forsey Page, E. R. Arthur and J. Roxburgh Smith, has presented a brief to the

(Continued on page 184)



The Name in Lights

Announcing Century's New **Architectural Lighting Catalogue**

Century's new Catalogue (part 2) offers the results of wide and comprehensive study in Architectural lighting developments and techniques.

Completing **Century's** 20th year of experience in the design and precision engineering of scientific lighting for stores, showrooms, museums, churches, universities, auditoriums, window displays, hotels, night clubs, terminals, places of entertainment and all architectural purposes.

Detailed information on dimensional and performance data, together with accurate specifications and descriptions of all equipment available on request in addition to Catalogue. Write to:

Century Lighting Inc., 419 West 55th Street, New York 19, N. Y.
626 North Robertson Blvd., Los Angeles 46, Calif.

Royal Commission on Arts & Science Development now investigating the state of Canadian culture.

While the brief made certain pertinent recommendations — notably that the government assist in recording and preserving examples of early Canadian architecture — it wandered far afield on the subject of radio. This, "the greatest and most universal instrument of education," has become in the architects'

opinion, a medium whose "entertainment value caters to less than average intelligence, and, with few exceptions, is merely sales propaganda tagged on to nonsense or pseudo-romantic drivel."

The R.A.I.C.'s remedy would be to eliminate programs "which impose standards based on appeal to the non-intelligent." This could be accomplished by putting cultural leaders of the country in firm control of radio, "rather

than determination of program policy by contributory advertisers."

The newspapers leapt on this castigation of their rival for advertising appropriations. It's doubtful if any statement of the Institute in its entire 40 years of life has been so well publicized.

Warm Air Research Started

The Canadian Chapter of the National Warm Air Heating and Air Conditioning Association announces that arrangements have been completed with Queen's University, Kingston, Ont., to perform physical testing on warm air furnaces of Canadian manufacture.

Up til now, official furnace capacity ratings in Btu have been issued for consumer protection by the Canadian Chapter based on equations developed by the parent association at University of Illinois.

"Newly made arrangements with Queen's will enable Canadian warm air furnace manufacturers to obtain authentic and independent data from tests made right in their own backyard," states C. B. Taylor of the Canadian Chapter.

Honor Montreal Architect

An architect who designed numerous churches throughout the province of Quebec during the 19th century has been commemorated by the City of Montreal Executive Committee. The name of Victor Bourgeau is to be given to a short street and park in Prefontaine ward.

Planning Policies Conflict

In a brief submitted to the Royal Commission on Arts & Science Development, the Community Planning Association of Canada discloses planning policy clashes within the federal government and between it and provincial and municipal governments.


The Association calls for clearing-house powers to be assigned to the public projects branch of the Reconstruction Department. The branch, which now deals only with employment aspects of the building industry, would be empowered to coordinate all federal planning policies with those of provincial and municipal administrations.

Such an arrangement would eliminate clashes like the one in which Central Mortgage & Housing Corporation put up a veterans' housing project in Vancouver directly across the proposed western terminus of the Trans-Canada Highway, leaving the federal government, with the choice of either tearing down the houses or re-routing the highway.



Double counter...Van-built... where nearly a million meals and snacks are served annually to McCall's employees

Silent conveyor...delivery end... McCall's dish-washing section



Lockwood-Greene Engineers, Inc.

McCall's

Appreciates VAN Equipment

● Van is happy to have had a major part in equipping the very modern employees' cafeteria of McCall Corporation at Dayton. Large or small, every such installation adds luster to Van reputation.

● If you are planning food service equipment improvements, make use of Van's century of experience. Ask for Van's Centennial Book of Installations.

The John Van Range Co.

EQUIPMENT FOR THE PREPARATION AND SERVING OF FOOD

DIVISION OF THE EDWARDS MANUFACTURING CO.

Branches in Principal Cities


429 CULVERT STREET

CINCINNATI 2, OHIO

Reg. U.S. Pat. Off.



**MEDUSA
WATERPROOFED GRAY
PORTLAND CEMENT**



The cement that has saved
MILLIONS OF DOLLARS
of construction from water damage


● In the year 1907 Dr. S. B. Newberry, pioneer cement scientist, developed and patented a remarkable compound that led to the birth of Medusa Waterproofed Gray Portland Cement. Since that memorial year in the cement industry, buildings, homes, and other types of construction using this cement have withstood hurricane and torrential-like rains, *saving America millions of dollars of construction . . .* while other concrete construction succumbed to the destructive force of water.

Even today structures are built without ample protection against water damage. Specifying Medusa Waterproofed Gray Portland Cement for concrete and mortar insures your client that water will not deteriorate his concrete and mortar. For the capillaries in the concrete become lined with a water-repelling material . . . preventing capillary action from drawing water into the mass. Builders approve of Medusa Waterproofed Gray . . . mixed like any cement, it requires no extra labor.

Specify Medusa Waterproofed Gray* for every inch of concrete or mortar that needs protection . . . for

floors and walls that stay dry year after year . . . for concrete, brick, and stucco homes with damp-free interior walls . . . for stucco free of disfiguring cracks and stains. The additional cost is trifling, but a fraction of the cost of repairing water damage! To answer your questions about water problems, Medusa has prepared two handy references. Mail coupon for complimentary copies.

*When not available, use Medusa Waterproofing Powder or Paste



FIFTY-SEVEN YEARS OF CONCRETE PROGRESS

MAIL THIS COUPON NOW!

MEDUSA
PORTLAND CEMENT CO.
1015-5 Midland Building • Cleveland 15, Ohio

Gentlemen: Please send me copies of the free booklets "How to Waterproof Concrete, Stucco, and Masonry" and "A Discussion on Integral Waterproofing."

Name

Address

City State

MANUFACTURERS' LITERATURE

Module Lighting


Mitchell Module Lighting System. Booklet on four new lighting units which combine in any desired pattern to form what is described as the equivalent of a custom-designed lighting system. Using a 16¼ in. module and

plastic sides and louvers, the units may combine fluorescent lamps, slimline, circine, and spot or floodlight incandescent lamps. Typical layouts and specifications are included. 20 pp., illus. Mitchell Mfg. Co., 2525 Clybourne Ave., Chicago 14, Ill.

The Most Sanitary Washing Facilities Provide Extra Economies, Too

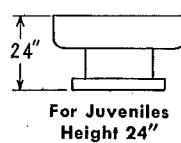
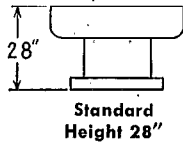
Group Washing

Bradleys have become the standard washing fixtures during the last 30 years. At the 54-inch Washfountain, 8 to 10 can wash, each provided with clean spray of running water. Foot-control and self-flushing bowl add to convenience and sanitation.



Correct Bowl Height

Face, hands, arms—even complete body to waist, can be washed as bowl is placed at 28" above ground. For juveniles as in schools or institutions, bowl is placed on shorter pedestal.



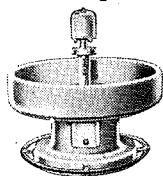
Savings



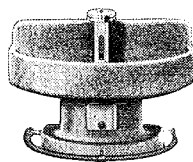
Water use reduced 70%. Only a bit more water is required for a group at a Bradley than for conventional "single-person" basin. *Only 3 Piping Connections* to install for a group Washfountain as compared to 24 to 30 if same number (8 to 10) are served by "single-person" basins. *Less Janitor Time*—no faucets—less piping maintenance. *Less Space Required.*

A Choice of Types and Models

Bradleys are available in pre-cast stone, enameled iron and stainless steel—in full-circle 54" and 36" diameters and in semi-circular shape for mounting at wall.



Full-Circle
54" and 36" Diam.



Semi-Circular (Wall)
54" and 36" Diam.

And Duos— for your smaller washrooms

Foot-control, no faucets to touch or repair, no water waste—the maximum in sanitation.

When considering new, enlarged or remodeled washrooms—we can give you practical helpful suggestions. BRADLEY WASHFOUNTAIN CO., 2227 W. Michigan Street, Milwaukee 1, Wisconsin.




BRADLEY

Washfountains

Sold Through Plumbing Wholesalers

Write for
Catalog
4701



Hardwood Floors

(1) *Modern Hardwood Floors of Bruce Blocks*; (2) *Yours for a Lifetime*. Brochures picturing in color nine house interiors using Bruce hardwood floors. Style, endurance, upkeep, installation and finishes are discussed. Data is given on the species, grades, and sizes available in Bruce block, plank or strip flooring. 6 pp. each, illus. E. L. Bruce Co., Memphis, Tenn.*

Flush Doors

Mengel Flush Doors. Describes Mengel hollow-core and stabilized solid-core flush doors with veneered door faces available in a variety of hardwoods. Design and construction features are presented with drawings. Specifications, notes on usage, and size and weight tables are included. 8 pp., illus. The Mengel Co., Louisville 1, Ky.*

Cooling Fans

How to Cool For Comfort With Hunter Fans. Manual gives comprehensive coverage of the various types of fans for cooling and ventilating.

Information is included on design principles, location, installation, and size and type of equipment. The manual covers: attic and basement fans in residences; commercial ventilation and cooling; industrial ventilation and spot cooling.

The text is supplemented by many tables, details and diagrams. A technical section gives dimensions and performance data. 32 pp., illus. Hunter Fan and Ventilating Co., Inc., P.O. Drawer 2858, Memphis 2, Tenn.*

Classroom Planning

The Co-ordinated Classroom. Monograph prepared by Dr. Darell Boyd Harmon on classroom planning. Seating, posture, lighting, decoration, equipment, and visual problems are covered, with illustrations and charts showing varied effects of these on pupils. Data was chiefly drawn from studies made in the Texas State Dept. of Health. 48 pp., illus. American Seating Co., 9th & Broadway, Grand Rapids 2, Mich.*

Glare Reducing Glass

Blue Ridge Aklo Glass. Folder describes properties and advantages of Aklo Glass used for "filtered daylight" in industrial buildings. The glass is a soft blue-green and comes in frosted, clear and hammered styles, wired or

* Other product information in Sweet's File, 1949.

(Continued on page 188)

plastering by the acre . . .

Approximately 35 acres of Fire-proofing Plaster applied by

MUIR BROTHERS COMPANY

7 Spring Street
Boston 19, Mass.

Est. 1893

lime for masonry on this
structure manufactured by

NEW ENGLAND LIME CO.

Adams
Massachusetts

JOHN HANCOCK MUTUAL LIFE
INSURANCE COMPANY BUILDING
Boston, Mass.

Cram and Ferguson, Architects
Turner Construction Company, Builders

Approximately 4000 tons of Caspro Vermiculite Plaster were used on the John Hancock Building saving a dead load of 8000 tons.

80,000 bags of Vermiculite fill were used on the floors, saving in dead weight of 27,000,000 lbs. over ordinary concrete.

Stuccoustic Acoustical Plaster was used in corridors, lobbies and auditorium — 36,000 sq. ft. used.

California Stucco Products of N.E., Inc.

169 Waverly Street, Cambridge 39, Massachusetts



(Continued from page 186)

unwired. Pictures and diagrams illustrate typical installations and heat exclusion properties. 8 pp., illus. Libby-Owens-Ford Glass Co., Nicholas Bldg., Toledo 3, Ohio.*

Lighting Units

(1) *New Designs in Accentlights*, (2) *General Lighting Company Catalog 649*. Standard forms and uses of *Accentlights*, various recessed units, and ceiling louvers

are presented in these catalogs. A variety of mountings and color finishes are described. Photographs, details and lamp data are included. 8 pp., each, illus. General Lighting Co., Inc., 1527 Charlotte St., New York 60, N. Y.*

Ceramic Tile

(1) *The Petroff-Clarkson Study*, (2) *Mosaic Tile in the Petroff-Clarkson Study*, (3) *Radiant Heating in the Petroff-Clark-*

son Study. Folders present uses for ceramic tile in a living-dining room study by architects Petroff and Clarkson. Plans and drawings of the room are combined with a description of the radiant heating system and details of tiling on floors, walls, fireplace and benches. 4 pp., each, illus. The Mosaic Tile Co., Zanesville, Ohio.*

Air Conditioners

G. E. Packaged Air Conditioners (Bulletins PM 79-0101; PM 79-0201, PM 79-0301, PM 79-0401). Series of bulletins describes and pictures air conditioning units and gives specifications, ratings and dimensions. The first presents a 2 hp. unit for smaller applications including houses, offices and small stores. Bulletin PM 79-0201 describes a 3-hp. unit designed for stores, restaurants, hotels, offices and laboratories. A 5-hp. unit for similar applications is featured in the third bulletin. The last covers two conditioners with 7½ hp. and 10 hp. for large capacity jobs. 4 pp., 4 pp., 4 pp., 8 pp., illus. General Electric, Air Conditioning Dept., Bloomfield, N. J.*

Laminated Arches

Rilco Glue Laminated Wood Arches and Trusses. Describes uses and advantages of several types of laminated fir structural members. These include clear span arches, church arches, utility arches, bowstring trusses, tied arches, flat beams and columns. Specifications, dimension tables, details and photographs of the various types are given. 12 pp., illus. Rilco Laminated Products, Inc., First National Bank Building, St. Paul 1, Minn.

Radiant Heating

Radiant Heating — simplified Design and Installation. Brochure presents a simple method of designing low-temperature radiant panel heating systems using copper tubing and suggestions for their installation. Plates show typical ceiling, wall and floor panel plans. A step-by-step design procedure is given, along with notes on fabricating, installing and testing the system. Illustrations of various types of installations and a number of data tables are provided. 20 pp., illus. Copper & Brass Research Assoc., 420 Lexington Ave., New York 17, N. Y.

Water Conditioning

Elgin Water Conditioning (Bulletin 610). Discusses benefits of water conditioning equipment, including water
(Continued on page 208)

Antico
RUBBER FLOORING
is flame-resistant



it's also
BEAUTIFUL
COMFORTABLE
SOUND-DEADENING
EASY TO MAINTAIN
LONG-WEARING, OUTLASTING EVEN MARBLE!

A request on your business letterhead will bring illustrated literature and a box of 4" x 4" samples, standard 1/8" gauge, all 22 stock colors.

Name _____ Address _____
City _____ State _____

Also see SWEET'S FILE, Architectural, Code No. 13e

AMERICAN TILE & RUBBER COMPANY • TRENTON 2, N. J.
Specializing in the Manufacture of Rubber Flooring Exclusively for Over 30 Years

WHAT'S NEW HERE?



NOT MUCH that meets the eye. You'll have to look close to see the ferrous metal combination storm and screen windows and doors. You'll have to read on to learn what's new about them.


Spring . . . push up the storm window, pull down the screen. Nothing to change or store. *Summer . . .* pull down the inner window for draft-free ventilation. Go away knowing it *can't* rain in. *Fall . . .* push up the screen. Still nothing to store. *Winter . . .* pull down the storm window for snug-as-a-bug warmth. *Any time . . .* inserts come out from *inside* for *easy* cleaning.

New also is the fact that these combination windows and doors are now made of Armco Ingot Iron ZINCGRIP. This special metal offers home owners *everywhere* a product with excellent resistance to corrosive atmospheres—one that will not warp or shrink, rot or abrade—and that can easily be painted any color.

For more than 40 years galvanized Armco Ingot Iron has been specified by architects because of its exceptional record of service. Now the special ZINCGRIP coating offers additional insurance of long life. It does not peel or flake when the base metal is severely formed into products and it has greater resistance to atmospheric corrosion than equal-weight coatings on regular galvanized sheet metal.

Armco Ingot Iron ZINCGRIP is also recommended for gutters, downspouts, standing seam roofing, ventilators, metal awnings, and other building uses. Specify it for any application that requires the protection of an unbroken zinc coating. See your SWEET'S CATALOG for additional information—or write to Armco Steel Corporation, 4089 Curtis Street, Middletown, Ohio. Export: The Armco International Corporation.

ARMCO STEEL CORPORATION



(Continued from page 153)

SOUND DISTRIBUTION

For schools, colleges and other institutions, a new two-channel console (SS-271A) embodies in a single unit provision for communication, radio distribution, phonograph distribution, voice reinforcement, announcements and time signals.

The *Teletalk* has one channel for AM-FM radio reception and phono-


graph recording and another for general announcements and voice reinforcement plus the use of a separate phonograph reproducer if desired.

As many as 60 room selector switches may be used, and calls may be made to individual rooms without interfering with program distribution to other rooms. Arrangements may also be made for call-in from individual rooms to the central control console.

*In New Home Office of
John Hancock Mutual Life Insurance
Company of Boston*

Serving 8,500,000 policyholders, this multi-million-dollar office building provides air conditioned, sound-proofed, ideal working areas for more than 5,000 workers.

FERROMETAL FLUSH STEEL DOORS




Match the architectural beauty of modern washrooms

Reflecting new developments in washroom design, beauty, quality and utility, Washrooms throughout the new John Hancock building use the modern Ceiling Hung partitions with FERROMETAL Flush-Type Doors. Note the attractive, smoothly-flush front

surface, the lustrous hand-rubbed finish and absence of visible hardware, as well as the free floor area, for easy sanitation.

For beauty and top quality in washrooms, recommend, specify FERROMETAL Doors and Partitions for all applications.



FERROMETAL Division

MILWAUKEE STAMPING CO.

841-P South 72nd Street

Milwaukee 14, Wisconsin


OUR 56TH YEAR OF QUALITY PRODUCTION

An "all-call" switch permits announcement to all rooms simultaneously. Webster Electric Co., Racine, Wis.

STEEL BRIDGING

Tru-Tye steel bridging for reinforcing wood joists of any standard depth installed on 16-in. centers comes in one stock size ready to use without cutting or fitting.

Rust-proofed and ribbed for extra strength, the steel pieces are installed in three simple steps, with only two nails required for each bridge.



Steel bridging reinforces wood joists

Before the flooring is laid, the bridging is placed in line over the top of one joist and the prongs are driven into the joist with one hammer blow. Flooring can be laid before further work is done.

One nail is then driven through the bridging into each of the two adjacent joists, holding the bridging secure. The ends of the bridging then are bent around the base of the joists and prongs are driven into place.

Strength of the bridging in tension is reported to be 2000 lb. Dravo Corp., National Dept., 1203 Dravo Bldg., Pittsburgh 22, Pa.

GLASS LOUVRE WINDOWS

VentiLite glass louvre windows are designed to be left partly open when it is raining to retain ventilation.

Solid extruded aluminum frames are of highly tempered alloy, and 1/4-in. plate and heat absorbing glass is used for the 3 in. louvres.

All louvres move inside the frame assembly for added compactness and rigidity, and the turn control operating a worm gear locks automatically in any position to provide the desired amount of ventilation.

Joints are welded by a process designed to prevent rust or corrosion. All working parts are made of polished stainless steel.

Windows are made in both standard and special sizes for all types of construction. Midwest Louvre Lite Co., 2040 West Washington Blvd., Chicago, Ill.

(Continued on page 192)


STUYVESANT TOWN
(foreground)

and **PETER COOPER VILLAGE**

IRWIN CLAVAN - Architect

STARRETT BROS. & EKEN, INC., Builders

In Stuyvesant Town Apartments (as well as in Peter Cooper Village and River-ton, its sister projects) Fabron was used for all lobby wall decoration. As in every income producing, investment type of building, maintenance expense here is an important budgetary factor. Through Fabron, the management will realize important savings in upkeep for many years to come.



THOMAS AIRVIEWS

Metropolitan Life's Stuyvesant Town selected **FABRON** Wall Coverings for beauty plus durability

CONFIDENCE in FABRON's ability to render long range service with greatest economy is indicated by its specification for all lobbies of Stuyvesant Town, the new 8,755 apartment project erected by the Metropolitan Life Insurance Company in mid-town New York.

The desire for infrequent decoration led naturally to FABRON for, as well as being completely washable, FABRON's sunfast lacquer colors will neither scale nor peel. In addition, FABRON's sturdy canvas-plastic backing strengthens the plaster . . . prevents cracks . . . saves on expensive plaster repairs.

FABRON's broad range of colors and patterns (there are more than 180) affords a decorative latitude un-

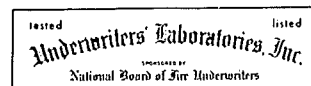
matched by conventional interior finishes. Should a change in decorative scheme be desired (after 10 or 12 years or longer) FABRON will still continue to serve as a permanent wall protective medium. Its sturdy surface provides an ideal base for paint, wallpaper, or another application of FABRON; thus, unlike other wall finishes, its initial investment is not irretrievably lost.

Moreover, FABRON is the only material in the paint or decorative wall covering field whose resistance to fire spread is attested to by the label of the Underwriters' Laboratories, Inc., which appears on every roll.

If you are not familiar with FABRON, write us today on your letter-head or send the coupon below.

Fabron
REG. U. S. PAT. OFF.
the canvas-plastic-lacquer wall covering
with a life span measured by the decade

FREDERIC BLANK & CO., INC.
Established 1913
230 Park Avenue, New York 17, N. Y.



FREDERIC BLANK & CO., INC., 230 Park Avenue, New York
Please send us samples of Fabron and information concerning its use in:

- Hospitals
- Restaurants
- Hotels
- Offices
- Schools
- Apartments
- Theatres
- Residences

Name

Address

City & Zone..... State

AR11-49

(Continued from page 190)

PLASTIC-FACED PLYWOOD

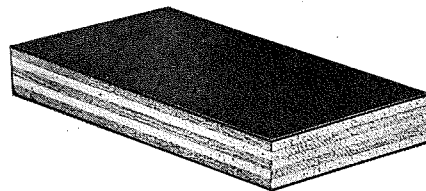
Repeated re-use and reduction in the amount of finishing required are two major cost-saving features claimed for G-P-X plastic-faced plywood panels for forms in monolithic concrete construction of floors and ceilings.

The plywood is made of Douglas fir veneers, bonded with waterproof phenolic resin adhesive, and surfaced with a plas-

tic material on both sides. The plastic is applied during the bonding process under extreme heat to become part of the plywood itself.


Because it has a glossy-smooth plastic surface, G-P-X is said to be unaffected by heat or rain and to be highly resistant to moisture, oil, alcohol, organic solvents, hydrocarbons and greases as well as vermin, marine borers, mold and fungi.

The panels are made in a standard size 4 by 8 ft. in five thicknesses of $\frac{1}{16}$, $\frac{3}{8}$, $\frac{1}{2}$, $\frac{5}{8}$ and $\frac{3}{4}$ in. Smaller panel sizes are produced for special construction problems. Georgia-Pacific Plywood & Lumber Co., P. O. Box 909, Augusta, Ga.



Plastic-faced plywood for concrete forms gives smooth surfaces, can be used again

Engineered to serve 8,500,000 Americans



The imposing John Hancock Mutual Life Insurance Company building stands as a symbol of financial security for one out of every nine insured men, women and children in the United States.

COLOR • CHARACTER • PERMANENCE • LOW MAINTENANCE

These characteristics of marble contribute to the grandeur of this building and to its stability. No less than fifteen different varieties of marble, domestic and foreign, were selected by the Architects for the interior finish of foyers, lobbies and corridors. Nothing less beautiful or durable than marble would suffice.

crystalline VERMONT MARBLE

VERMONT MARBLE COMPANY • PROCTOR, VERMONT



Branch Offices

Boston • Chicago • Cleveland • Dallas • Houston • Philadelphia • Los Angeles • New York • San Francisco

In Canada: Ontario Marble Company, Ltd., Peterboro, Ontario and Toronto, Ontario

Brooks Marble & Tile Company, Ltd., Toronto, Ontario

TRANSLUCENT PANELING

For decorative interior applications in commercial as well as residential buildings, *Glassite* is a new translucent paneling described as light in weight, durable and easy to install.

The panels, constructed of wood and plastics by a special process, are produced in five standard sizes, $1\frac{1}{4}$ in. thick, in crystal clear, rose, blue, amber and green.

With proper openings provided in the construction to receive them, *Glassite* panels may be installed in single units or they may be combined and fastened together with simple millwork to make larger panels of various sizes and shapes.

Panels are available in the following sizes: $9\frac{1}{2}$ in. sq.; $9\frac{1}{2}$ by $18\frac{1}{4}$; $9\frac{1}{2}$ by $35\frac{3}{4}$; $18\frac{1}{4}$ by $18\frac{1}{4}$; $18\frac{1}{4}$ by $35\frac{3}{4}$. Standard screen sizes vary from $18\frac{1}{4}$ by $37\frac{1}{4}$ to $35\frac{3}{4}$ by $54\frac{3}{4}$.

In addition to the ready-made panels, *Glassite* will soon be available in a knock-down form utilizing wooden strips notched for quick assembly of the eggcrate lattice frame which forms the base of the paneling. Display-Sales, Inc., 624 South Michigan Ave., Chicago 5, Ill.

"SAWDUST" PANELS

Resinwood, a densified product made from sawdust and other wood waste materials, utilizes a phenolic resin to bond waste wood particles into a panel board described as having natural wood color and high structural strength.

Produced by an entirely automatic process, *Resinwood* is turned out in panels of uniform density 8 ft. by 4 ft. by $\frac{1}{4}$ in.

The panels resemble natural pine in appearance, with a smooth surface to which paint is claimed to adhere without checking or discoloration. *Resinwood*

(Continued on page 194)




THESE CURTIS "READY-MADES"
help you whittle down
BUILDING COSTS


When stock design woodwork achieves custom-built distinction—at lower cost—that's news for today's home planners and home builders! And that's why Curtis Woodwork is used so extensively in giving home-owners "more for their money." For Curtis Woodwork makes excellent design and quality construction available for any size or type of home. Here are a few reasons why:



You can give any room the proper focus without expensive special millwork. This Curtis mantel, for example—Design C-6040—has a pleasing simplicity which gives it dignity and beauty. Designed for Curtis by Cameron Clark, Architect.



You can see the sure touch of a master designer in this charming Curtis entrance—Design C-1730. H. Roy Kelley, Architect, Curtis entrances assure lasting value and beauty.



A fine cabinet for the home owner who wants something out of the ordinary—Curtis Design C-6515. The Architect was Russell F. Whitehead. Curtis offers 18 styles of cabinets.

**A NEW Curtis Development—
 PRESPINE**

Developed after years of research and testing, Curtis Prespine is a new wood material for use in panels in Curtis doors and as an integral part of other Curtis Woodwork. Prespine has a hard, satin-smooth surface that takes paint and other finishes beautifully. Tough and durable, Prespine will not warp, check or splinter. It is 93% wood—and resembles in color the species wood from which it is made. Picture on right shows the beauty of Curtis doors with Prespine panels.



When in New York, visit the Curtis Woodwork Display at Architects' Samples Corporation, 101 Park Avenue.



MAIL COUPON for complete information

CURTIS COMPANIES SERVICE BUREAU
 AR11W Curtis Building, Clinton, Iowa

Gentlemen:

Please send me your book on Curtis Stock Architectural Woodwork.

Name.....

Address.....

City..... State.....

I am () Architect, () Contractor, () Prospective Home Builder, () Student. Please check.

(Continued from page 192)

may be drilled, sawed, planed and sanded. It is reported to have a bending strength which compares favorably with that of wood and an impact and modulus of rupture comparable to that of plywood.

The new product will remain stable in spite of moisture, heat, cold and changing temperatures, according to the manufacturer. Rock Island Millwork Co., Rock Island, Ill.

BOILER-STOKER UNIT

Boiler-stoker units with steam radiation capacities of 2190 to 8500 sq. ft. are made in 10 sizes as *Unibill* combinations.

The stoker ironwork is factory-installed in the boiler furnace and the stoker driving mechanism is connected after the boiler has been set on location.

Pre-installation of the hearth and

retort are designed to simplify final assembly work and reduce installation time and expense.

Cleanout doors are provided in the front and rear of the base. The Brownell Co., 430 N. Findlay St., Dayton 1, Ohio.


DELINEATION SERVICE

Delineations which are the product of the collaborated skills of nine artists are available to architects throughout the country from an expanding organization in Los Angeles.

Specialists in layout, sketching, color-rendering, landscaping and other phases of delineation combine their talents to produce the presentation of the architect's work.

A complete photographic service, experienced in architectural photo-copy, matting and framing is also offered. R. C. Quale Associates, 672 So. Lafayette Park Place, Los Angeles 5, Calif.

Sample rendering by delineation service



Horn Folding Bleachers and Horn Folding Partitions for Greater Space Utilization

CHECK YOUR SPACE REQUIRE- MENTS	FLOOR SPACE		**HEIGHT
	IN USE	*CLOSED	
3	4 Ft. 9 in.	1 Ft. 8 3/4 in.	3 Ft. 0 in.
4	6 Ft. 7 in.	2 Ft. 0 1/4 in.	3 Ft. 9 in.
5	8 Ft. 5 in.	2 Ft. 3 1/2 in.	4 Ft. 6 in.
6	10 Ft. 3 in.	2 Ft. 6 1/2 in.	5 Ft. 3 in.
7	12 Ft. 1 in.	2 Ft. 10 1/4 in.	6 Ft. 0 in.
8	13 Ft. 11 in.	3 Ft. 1 1/2 in.	6 Ft. 9 in.
9	15 Ft. 9 in.	3 Ft. 5 in.	7 Ft. 6 in.
10	17 Ft. 7 in.	3 Ft. 8 3/4 in.	8 Ft. 3 in.
11	19 Ft. 5 in.	3 Ft. 11 1/4 in.	9 Ft. 0 in.
12	21 Ft. 3 in.	4 Ft. 3 1/2 in.	9 Ft. 9 in.
13	23 Ft. 1 in.	4 Ft. 6 1/2 in.	10 Ft. 6 in.
14	24 Ft. 11 in.	4 Ft. 9 3/4 in.	11 Ft. 3 in.
15	26 Ft. 9 in.	5 Ft. 1 1/4 in.	12 Ft. 0 in.
16	28 Ft. 7 in.	5 Ft. 4 3/4 in.	12 Ft. 9 in.
17	30 Ft. 5 in.	5 Ft. 8 in.	13 Ft. 6 in.
18	32 Ft. 3 in.	5 Ft. 11 1/4 in.	14 Ft. 3 in.
19	34 Ft. 1 in.	6 Ft. 2 1/4 in.	15 Ft. 0 in.
20	35 Ft. 11 in.	6 Ft. 6 1/2 in.	15 Ft. 9 in.

*Dimension includes 4 1/2 in. space between top seat and wall.

**Height in open position same as closed. For Bleachers higher than 20 Rows write for complete details and dimensions.

FOR SEATING CAPACITY FIGURE 16" PER PERSON. WRITE FOR COMPLETE DETAILS ON THE "3 IN 1 HORN GYM PLAN". NO OBLIGATION

HORN BROTHERS CO.

A DIVISION OF HORN INDUSTRIES

FORT DODGE, IOWA



ESTABLISHED 1909



BASEMENT INCINERATOR


A residential basement incinerator, called the *little-Cinerator*, is said to be installed for less than half the cost for the usual type of garbage disposal unit. This incinerator is connected to the furnace flue, and may be located as close as 4 in. to a protected or non-combustible wall and not closer than 12 in. from an unprotected, combustible wall.

Jets of air enter the four corners of the unit for combustion, and firebrick walls also are said to aid combustion. Metal parts are heavy cast iron and the outer jacket is asbestos board. Quick-drying paint is available for the incinerator in a selection of popular colors. The Clear Mfg. Co., 4525 N. 124 St., Butler, Wis.

PLASTIC SEAT COVERING

A new type of plastic fabric for seat covering is said to have the outstanding advantages of being completely odorless and remaining pliable even in extreme cold. Known as *Reevon*, it is woven from Bakelite polyethylene and is resistant

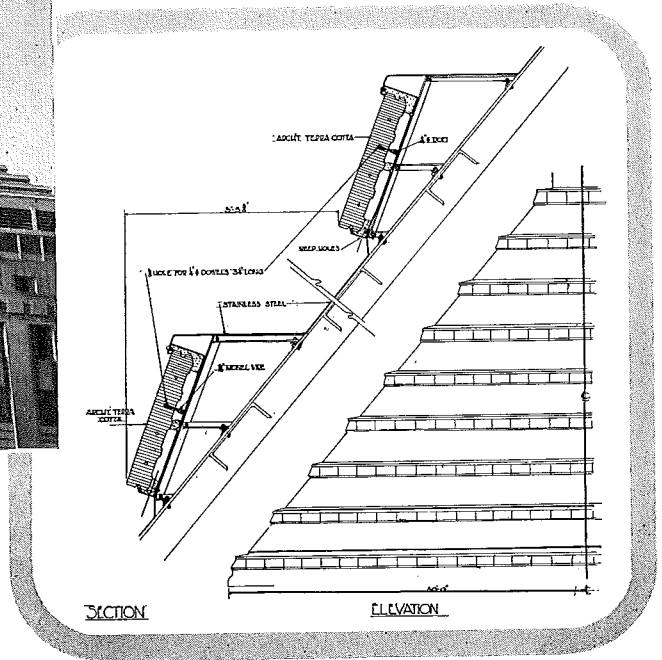
(Continued on page 196)



JOHN HANCOCK MUTUAL LIFE INS. CO.
HOME OFFICE BUILDING
BOSTON, MASS.

Cram and Ferguson—*Architects*
Turner Construction Co.—*Builders*

The four elevations of the pyramid roof are a unique, colorful combination of gleaming stainless steel with bands of Enduro-Ashlar Architectural Terra Cotta, shaded from dark to light blue. Building is gray.



The Sky's the Limit
When You Design with

ENDURO-ASHLAR ARCHITECTURAL TERRA COTTA

Possessing remarkable plasticity of form, color and texture, Enduro-Ashlar Architectural Terra Cotta gives free rein to your creative ability. This time-proved terra cotta will meet your most exacting requirements—severe surfaces or decorative sculpture, brilliant colors or delicate tints, individual units large or small. This is why more and more architects are specifying Enduro-Ashlar Architectural Terra Cotta—for mercantile, industrial and monumental construction, and for modernization. What's more, its fire-hardened surfaces resist weather-stain and big-city grime . . . its original richness and beauty can be retained indefinitely by simple-soap-and-water washings.

Construction detail, data, color samples, estimates, advice on preliminary sketches, will be furnished promptly without charge. Send your inquiry today.

FEDERAL SEABOARD TERRA COTTA CORP.



10 EAST 40th STREET, NEW YORK 16, N. Y.
PLANTS AT PERTH AMBOY AND SOUTH AMBOY, N. J.

(Continued from page 194)

to moisture, acids, stains and vermin, according to the manufacturer. The fabric is also reported to resist scuffing and snagging and to be easily cleaned with soap and a damp cloth. Reeves Brothers, Inc., 54 Worth St., New York 13, N. Y.

HARDBOARD

Outstanding features claimed for the new *Kimsul Hardboard* are its golden

blonde color, its strength and toughness, its workability and its high moisture resistance. It is said to be suitable for both interior and exterior use.

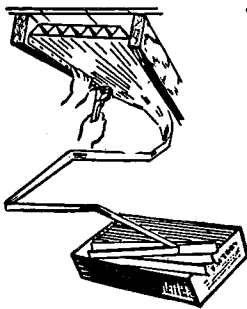
This hardboard can be planed, sawed, glued, routed, bent, shaped or cut with punch press.

Composed of tough, resinized wood fibers, the hardboard is reported not to crack or split, not to be brittle and to be unaffected by moisture and many acids.

INFRA Insulation Pleases the Professors



Infra Insulation has had remarkably wide use in buildings of a long list of Colleges, Universities and Engineering Schools. They have access on their own campuses to the finest scientific talent, make thorough tests, base their selection on searching, impartial appraisal. In college after college, in test after test, Infra is selected — because Infra's superior insulating values are so quickly and decisively established.



JUST A FEW COLLEGES WHICH HAVE USED INFRA

Bowdoin College, Brunswick, Maine
Colby College, Waterville, Maine
Culver Military Academy, Culver, Ind.
Harvard University, Cambridge, Mass.
Massachusetts Inst. of Technology
Michigan State, Traverse, Mich.
Princeton University, Princeton, N. J.
Purdue University, Purdue, Ind.
Wells College, Aurora, N. Y.

Infra's multiple separated aluminum sheets provide 4 reflective spaces and 4 reflective surfaces, each non-condensation-forming. Two sheets of aluminum and the accordion partition block convection currents. Infra's triangular reflective air spaces and small mass eliminate conduction as a problem.

INFRA C FACTORS AND ROCKWOOL EQUIVALENTS

C.052 Heat Flow Down, equals 6" Rockwool.
C.093 Heat Flow Up, equals 3½" Rockwool.
C.10 Lateral Heat, equals 3 1/3" Rockwool.

Infra INSULATION, INC.
MULTIPLE ACCORDION ALUMINUM &
TRIANGULAR REFLECTIVE AIR CELLS
10 Murray St., N. Y., N. Y.

WRITE

Infra for details and FREE COPY of "Bulletin No. 38," issued by the National Housing Agency of the Government, reporting tests of Aluminum Insulation made by the U. S. Bureau of Standards, and dealing principally with the problems of heat transfer and condensation.

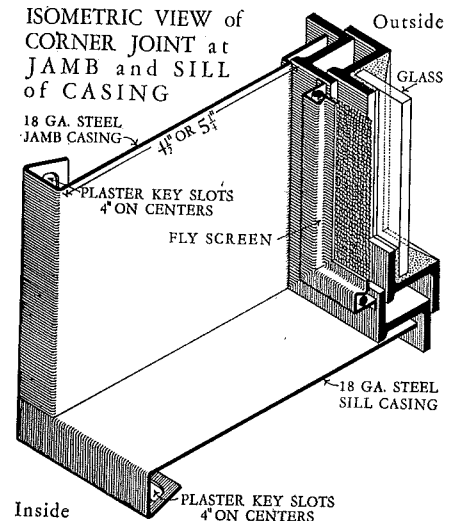
Address Dept.

AR

It is available in thicknesses of 1/8, 3/16, 1/4 and 5/16 in., in 4 by 8 ft. sheets. Kimberly-Clark Corp., Neenah, Wis.

STEEL WINDOW CASINGS

Standard steel window casings are being made by Hope's Windows, Inc. to fit their standard line of steel casement windows for homes and apartments. Sixteen types are provided from 1 by 2 lights to 4 by 5 lights, in two casing depths, 4½ and 5¼ in., suitable for all types of residential construction.



Standard casing for steel casement window

Stool, head and jamb sections are formed from 18-gauge steel, bonderized and primed. They are assembled in the field and held in place by steel tenons which are extensions of the head and sill members inserted in the slots in the jambs and bent into holding position. An angle fin is provided, if necessary, for structural requirements. The casing affords a key for plaster and a template for plaster or masonry. Hope's Windows, Inc., Jamestown, N. Y.


FILM ON FABRICATING AND ERECTING TRUSSED RAFTERS

Available for free usage to architectural and building groups is a 16 mm motion picture covering the mass manufacture and assembly of 3,500 timber connector equipped, trussed rafters used in the Bonhaven Apartments, Richmond, Va. The film depicts the quantity production methods used to fabricate, assemble and erect the new low-cost trussed rafter which is said to have been used in over 17,000 housing units in the last three years.

(Continued on page 198)


New Day-Brite Four-by-Four Unit Wins High Acclaim

Architects, lighting engineers and contractors, and users have enthusiastically approved Day-Brite's new Four-by-Four Unit. Unlimited architectural possibilities, flexibility of application, and advanced integrated lighting efficiency are only a few of the reasons for a wave of orders.



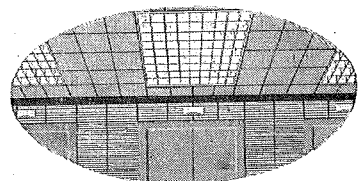
FOR OFFICES

Four-by-Four Units are engineered for both recessed and surface mounted applications. Plaster frames are available for use when fixtures are recessed.




LARGE DEPARTMENT STORES

Units are 48" square and 9" deep. Fixtures can be used with six, eight, or ten 40-watt fluorescent lamps. Knockouts are provided for feed connections.



ENTRANCES, LOBBIES

Exclusive Day-Brite BOXCO louver assembly has double-wall louvers interlocked for extreme strength and rigidity. Fixtures are rust-inhibited and finished in HOT-BONDED SUPER-WHITE enamel.



SMALL RETAIL STORES

Separable hinges on two sides of the louver assembly allow easy servicing. In fact, every component part of the unit is *specifically* engineered for simple, quick maintenance.



Alameda Road Shop, Singer Sewing Machine Company, Kansas City, Mo.

For example:

SINGER SEWING MACHINE IN KANSAS CITY "DRESSES UP" WITH FOUR-BY-FOURS . . .


Day-Brite Four-by-Four units, recessed into an acoustical ceiling provide a high level of cool, glareless light in Singer's Alameda Road Shop.

This well-distributed general lighting combines with accent lighting to point up merchandise to best advantage. Architecturally, the ceiling pattern is interesting but unobtrusive . . . attractive and smart.


Today . . . learn more about this new lighting development, its handsome appearance . . . its amazing ease of maintenance. See for yourself how Day-Brite's Four-by-Fours answer your

particular lighting problem. Write now for Bulletin 20-C.

Day-Brite Lighting, Inc., 5465 Bulwer Avenue, St. Louis 7, Mo. In Canada: Amalgamated Electric Corp., Ltd., Toronto 6, Ontario.



DISTRIBUTED NATIONALLY BY LEADING ELECTRICAL WHOLESALERS



**Day-Brite's
FOUR-BY-FOUR**

setting a new trend in lighting . . .

(Continued from page 196)

The single-reel, silent film runs for 18 min. Timber Engineering Co., 1319 18th St., N.W., Washington 6, D. C.

BLANKET INSULATION


Blanket-type insulation now being made by Kimberly-Clark Corp. features an aluminum foil vapor seal cover, designed to reflect heat and shut out condensation. A thick blanket of specially treated fibers is bonded firmly to the

aluminum cover. The insulation also features strong tacking flanges to facilitate installation and comes packed to $\frac{1}{2}$ the installed length. Kimberly-Clark Corp., Neenah, Wis.

FLEXIBLE DOOR AND JAMB

The *Visulite* narrow stile door and jamb unit, constructed of heavy gauge, extruded aluminum, has a jamb constructed so that it can be adjusted on the

job. The top rail of the jamb can be adjusted to any height desired and locked in position with set screws. The hinged fanlight can be adjusted to the jamb opening by sliding the top of the fanlight down and cutting off the excess length on the two vertical rails. The unit comes with door fitted into the jamb and all hardware installed. The units are alumilited. Martin Katz Corp., 625 Bergen St., Brooklyn, N. Y.



Aluminum door has adjustable jamb

B. ALTMAN & CO., Fifth Avenue, New York

Designer: John Mueller



BUSINESS AS USUAL ... Only better!

Here are the facts: the whole second floor of B. Altman & Co. was completely re-equipped, the entire perimeter changed. All of this was accomplished in a remarkably short time. Every department was kept in business during the entire period of change-over. Not one department was shut down, even for a minute.

It could have been bedlam. Even worse, to a merchandise manager, it could have meant a severe loss of

sales. Instead, it was "business as usual" ... only better!

That's BERGENIZING for you. Not only aged-in-the-wood craftsmanship, but efficient down to the last detail planning by an organization that has a sales-healthy respect for the business of its clients.

When you're in the mood to modernize, don't agonize ... BERGENIZE! It costs less, our way.

Write for our Portfolio of "Jobs Well Done." It's worth seeing

Bergen-sure the success of your modernization program with



Architectural woodwork that makes the designer's plan an enduring reality

1552-56 BERGEN STREET, BROOKLYN, N. Y.

Phone: PResident 2-3121

FIRE RATING FOR PERLITE

Underwriters' Laboratories, Inc. have recently given a 3-hour fire rating to a steel column protected with *Permalite* plaster, 1 in. thick, applied on metal lath, according to the manufacturer.

A 49-lb., 10-in. square H-beam was used for the test. Diamond-mesh metal lath, furred from the column by metal lath spacers, was used. The plaster was applied 1-in. thick from the face of the lath and finished with a $\frac{1}{16}$ -in. white coat.

The plaster consisted of 3 cu. ft. of *Permalite* (perlite) plaster aggregate mixed with 100 lb. of fibered gypsum. The complete report of the test is available from the Building Products Div., Great Lakes Carbon Corp., 18 E. 48th St., New York 17, N. Y.

COLD CATHODE LAMP, FIXTURE

A cold cathode lamp and specially designed fixture recently developed are said to possess all the advantages of custom-built cold cathode.

The fixture, designed for both commercial and industrial uses, is made of a steel body finished in white baked enamel. Porcelain, push-pull type action sockets are reported to simplify lamp replacement. Cutler Light Mfg. Co., 2026 N. 22nd St., Philadelphia, Pa.

(Continued on page 200)

Another outstanding Fenestra Panel job!



One of the twin recreation buildings for Endicott-Johnson Corporation, Endicott and Johnson City, New York. Each identical building contains 12,450 sq. ft. of insulated walls and 51,750 sq. ft. of acoustically-treated, cellular building panel floors and roofs—all Fenestra. Architect: A. T. Lacey & Sons, Binghamton, N. Y. Contractor: Vincent J. Smith, Inc., Binghamton, N. Y.

... in our 25th year of light-gage steel fabrication

You learn a lot about sheet steel fabrication in 25 years.

Steel roof deck, originated by Fenestra* Holorib in 1924, began the large scale commercial use of sheet steel as a building material. Holorib's strong pyramidal rib, full support for insulation, full last rib to eliminate asphalt leakage, telescoping end laps and interlocking side laps are features which construction men readily appreciated.

You prove a lot in 25 years, too. Holorib roofs laid down in 1924 are still good roofs—living up to their promises.

Holorib's success led us to develop new ideas, to the perfection of cellular building panels for floors, walls, ceiling and roofs—the entire enclosure.


Fenestra developed panel types D and AD with high strength-weight ratios. A maximum of material is away from the neutral axis, giving full

support for fill or insulating materials, enabling you to keep quantities of those materials to a minimum. Acoustically treated, through Fenestra's perforating and adding of a sound element, they provide economical combined ceilings and roofs for schoolrooms, auditoriums and gymnasiums.

Fenestra's type C panel provides a 3-inch insulated wall equivalent to a 12-inch brick wall. These panels may be erected in vertical or horizontal position.

Fenestra Metal Building Panels are designed to reduce dead loads. They save construction time and money. Laid in long spans, they fit together easily, speedily. Fenestra floors enable other trades to move in faster—Fenestra walls speed enclosure, permit earlier building occupation.

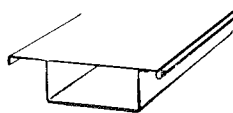
Fenestra's fund of practical knowledge on modern building technology is ready for you to tap. Get the facts. Mail the coupon.



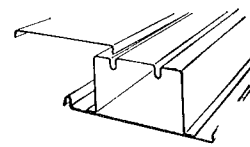
HOLORIB



TYPE C



TYPE D



TYPE AD

*Trademark

Fenestra
METAL BUILDING PANELS
ROOFS · WALLS · FLOORS

DETROIT STEEL PRODUCTS COMPANY
Building Panels Division
Dept. AR-11, 2252 E. Grand Boulevard
Detroit 11, Michigan

Please have an engineering representative call.

Please send me, without obligation, information on Fenestra Building Panels.

Name _____


Company _____

Address _____

(Continued from page 198)

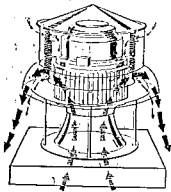
NEW GALLAHER Air-Van Power Exhauster

- Low Silhouette. No projection above the parapet, ideal for modern architecture.
- Motor out of the air stream.
- Completely weatherproof and self contained—requires no pent-house.
- Low installation cost—direct connected.
- Positive acting squirrel-cage fan—no backdraft damper required.
- CERTIFIED RATINGS.



Designed to handle the tough jobs—entrained moisture and corrosive fumes without damage to motor. Available in special metals for special applications. Heaviest construction of any device of its kind.

Capacities 100
to 12,000 c.f.m.,
handles static
pressure to 1 3/4"



No need for explosion-proof motors. Motor hood is under negative pressure so that movement of fresh air through hood prevents formation of explosive concentrations. Motors have grease-sealed lifetime bearings for reduced servicing.

For full informational bulletin, contact your Gallaher representative or write


The GALLAHER Co.

4106 Dodge St. Omaha 3, Nebr.

ACOUSTICAL MATERIALS

Two new tiles and a sprayed mineral wool are recent additions to the Gold Bond line of acoustical materials.

An incombustible tile, *Travacoustic*, fabricated from rock wool and precut into uniform sizes and standard thicknesses is said to provide a high degree of sound absorption and light reflection while offering the decorative qualities of travertine stone.



Thermacoustic, sprayed mineral wool tile for noise reduction, thermal insulation

Acoustifibre, an improved wood fibre tile with hundreds of drilled perforations, is reported to offer more sound absorption per sq. ft. than earlier types. Both tiles can be repainted without loss of acoustical efficiency, according to the manufacturer.

Especially designed to be sprayed on ceilings and arches, *Thermacoustic* can be applied in any desired thickness and for both noise reduction and thermal insulation. The sprayed mineral wool is said to be fireproof and can be painted for any decorative effect desired. National Gypsum Co., Buffalo 2, N. Y.


SPRINKLER HEADS

Designed for easy installation in new sprinkler systems or old, *Viking* flush-type sprinkler heads fit snugly against the ceiling, with the deflector and suspension mechanism completely concealed in a special recess inside the body of the sprinkler.

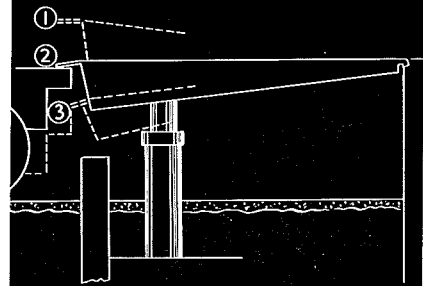
In the "on guard" position no part of the sprinkler head projects below the ceiling except the fusible link, which, in case of fire, is melted by heat and causes the deflector to drop.

(Continued on page 202)


SELF



LEVELING



RAMP



A great time saver for your clients' loading and unloading operations. Globe Self-Leveling Ramp permits material to be wheeled directly from dock to truck, regardless of varying truck bed heights. Loads are moved faster, without hand lifting and with less breakage. Time and work savings up to 50%.

Drawing shows operation sequence of both Direct-Air and Hydraulic type Self-Leveling Ramps: (1) Ramp elevated to receive truck. (2) Truck backed into place with ramp "Lip" lowered to truck bed. (3) Ramp "riding" firmly with the truck when springs are compressed or expanded during loading or unloading.

Globe's experienced Lift Engineers will be glad to advise you on your lifting or handling problems. Suggestions or estimates are yours for the asking without obligation.

WRITE now for Bulletin A1149 showing typical installations.

LOADING RAMPS
LOADING LIFTS
PRODUCTION LIFTS
INDUSTRIAL TRUCK SERVICE LIFTS
SPECIAL LIFTS

A complete line of
GLOBE OILIFT ELEVATORS

Globe Hoist Company

DES MOINES 6, IOWA PHILADELPHIA 18, PA.



ARCHITECT: George M. Peterson, Cleveland, Ohio

SMART, FUNCTIONAL, ECONOMICAL

K&M
"Century"
APAC

Glamour . . . consumer appeal . . . is requisite to a project like the Bellevue Drive-In Theatre. Impressive handling of the extensive exposures is as necessary as conservation in the capital cost of material and erection. As always, the architect, builder and owner must aim for all possible permanence.

These are the complex requirements fulfilled by the use of K&M "Century" APAC on all exterior and principal interior walls of the theatre service structure, drive-in entry, and enclosure. At the same time that the large, flat, invitingly smooth surfaces of this K&M Asbestos-Cement Board were effectuating the contemporary spirit of the design, they were speeding erection, saving labor, holding down costs.

Now the owner is profiting further by many continuing economies—exceptional immunity to the widely varied weather of the locale—equal immunity to rust and rot—high safety from fire hazard, and even from termites.

Without needing so much as paint—initially or ever—K&M APAC plainly forces maintenance to the low and keeps it there. It is proving that in theatres, as in stores and residences and multi-family dwellings and all types of industrial structures, the architect is able to carry out his most advanced ideas, artistic and functional, within the economic limitations.

Nature made Asbestos . . .

Keasbey & Mattison has made it serve mankind since 1873




KEASBEY & MATTISON
 COMPANY • AMBLER • PENNSYLVANIA

(Continued from page 200)

Sprinklers are finished in satin chrome over bronze. They have Underwriter's Laboratories and Factory Mutual Laboratories approval. The Viking Sprinkler Corp., Hastings, Mich.


Only fusible link of sprinkler projects below the ceiling in on-guard position



COMPACT REFRIGERATOR

An all-steel refrigerator with baked-on enamel finish in a choice of two color combinations is being offered in a unit 31 in. wide, 19 in. deep, and 25 in. high.

Freez-Pak, which has a storage capacity of 2.66 cu. ft., is powered by a hermetically sealed refrigeration unit which operates on 115 V, 60 cycle alternating current. It has a freezing compartment for making ice which will accommodate as many as eight ice trays.



All-steel refrigerator with capacity of 2.66 cu. ft. measures 31 by 19 by 25 in.

Available either with or without a chrome-plated tubular steel stand, the *Freez-Pak* comes with ebony black exterior and pastel green interior or ivory exterior and interior, each with black door panels and breaker trim and chrome plated hardware. *Freez-Pak* Corp., 122 E. 42nd St., New York 17, N. Y.

(Continued on page 204)

Get ready
for Winter!


INSTALL

TODD
BURNERS

-GAS OR OIL

Don't let Winter unnecessarily increase your power costs. Have Todd burners—save up to 10% on your fuel and maintenance bills . . . get greater power capacity. Let skilled Todd specialists, backed by 35 years of Todd experience, engineer your boiler plant for utmost economy . . . replace your obsolete equipment . . . provide efficient new installations.

Oil Burners
Gas Burners
Combination
Oil and Gas
Burners




COMBUSTION EQUIPMENT DIVISION

TODD SHIPYARDS CORPORATION

81-16 45th Ave., Elmhurst, Queens, N. Y.

See the Classified Telephone Book

NEW YORK • BROOKLYN • ROCHESTER
BUFFALO • HOBOKEN • NEWARK • PHILADELPHIA
HARRISBURG • YORK • PITTSBURGH • CHICAGO
RALEIGH • CHARLESTON, S. C. • BOSTON • SPRINGFIELD, MASS. • BALTIMORE • WASHINGTON
RICHMOND, VA. • ATLANTA • BIRMINGHAM
CLEVELAND • DETROIT • GRAND RAPIDS • TAMPA
GALVESTON • SAN ANTONIO • DALLAS • HOUSTON
TULSA • MOBILE • NEW ORLEANS • SHREVEPORT
DENVER • SALT LAKE CITY • LOS ANGELES • SAN FRANCISCO • SEATTLE • MONTREAL • TORONTO
BARRANQUILLA • BUENOS AIRES • LONDON
HAVANA • PUERTO RICO • ORANGEBURG, S. C.



MASONRY

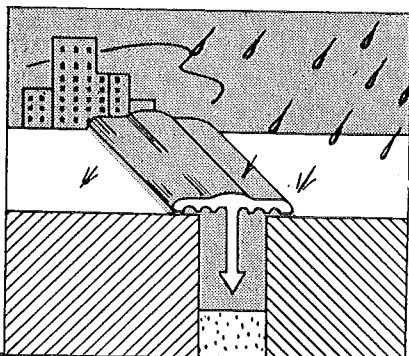
Joints
LEAK?

Specify and use



WEATHERCAP

• For new or old structures, its use in coping and cornice joints, etc., assures years of weather-tight protection.



SEND FOR YOUR SAMPLE

Minwax Company, Inc.

11 West 42nd St., New York 18, N. Y.

Please send me free sample of Weathercap with descriptive folder and specification data.

Name

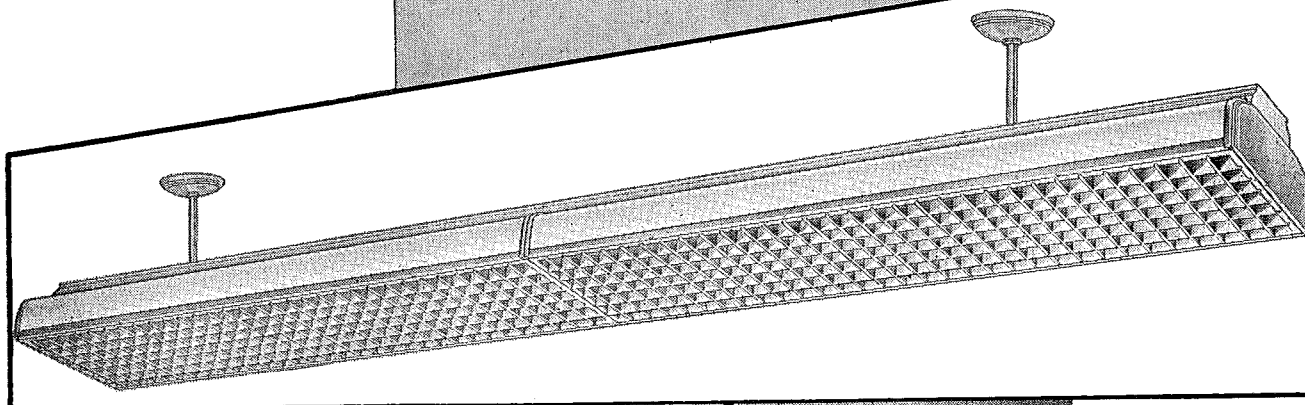
Address

City.....


State.....

AR-11-49

**NEW MILLER HARTFORD LUMINAIRE
FOR PERFORMANCE . . . FOR APPEARANCE**




The MILLER HARTFORD luminaire is engineered for fine illumination performance. Comes in 4' and 8' lengths for general fine and slimline fluorescent lamps.



4

Flexibility of application in ceiling or suspension mounting, individually or in continuous rows.




Modern in design—smartly pleasing in appearance—the new Miller HARTFORD Luminaire provides high levels of well-diffused illumination for stores, offices, schools, drafting rooms and public buildings. Reflector enclosures of Lucite, Polystyrene or metal louvers meet varied seeing requirements. Low installation and maintenance costs.

Miller Lighting Service is all-inclusive. It covers the needs of planned industrial and commercial lighting. Miller field engineers and distributors, conveniently located, are at your call. Write or wire for Miller HARTFORD Catalog.

THE miller COMPANY
SINCE 1844
ILLUMINATING DIVISION, MERIDEN, CONNECTICUT
ILLUMINATING DIVISION: Fluorescent, Incandescent, Mercury Lighting Equipment; HEATING PRODUCTS DIVISION: Domestic Oil Burners and Liquid Fuel Devices; ROLLING MILL DIVISION: Phosphor Bronze and Brass in Sheets, Strips and Rolls


(Continued from page 202)

... 3 UNIT HEATERS with a Purpose



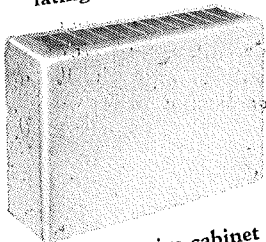
Horizontal
Type "SH"

• Horizontal discharge and adjustable louvers provide a variety of heat direction angles for eliminating "cold spots." Available in 14 sizes for steam or hot water systems.



Vertical
Type "Vertiflow"

• Particularly adept at delivering heat from high levels. Unique "ventilating" method prevents motor baking. Made in 7 sizes with 3 types of diffusers for regulating heat patterns.



Cabinet
Type

• Adds attractive cabinet styling to unit heater performance. Quiet operating. Available in 3 sizes in each of 3 cabinet styles to meet all requirements.

For full details on one or more of these Unit Heater types mail coupon below for free catalogs.

YOUNG

Heat Transfer Products for Automotive and Industrial Applications.



Heating, Cooling, and Air Conditioning Products for Home and Industry.

T. M. REG. U. S. PAT. OFF.

YOUNG RADIATOR COMPANY

DEPT. 619-L - RACINE, WIS.
Plants at Racine, Wis., and Mattoon, Ill.
Sales and Eng. Offices in All Principal Cities

COMPLETE YOUR UNIT HEATER FILE WITH THESE INFORMATIVE CATALOGS


YOUNG RADIATOR COMPANY
Dept. 619-L, Racine, Wisconsin
Please send me your catalog on
 Horizontal Vertiflow Cabinet
Unit Heaters.

Name _____
Address _____
City _____ Zone _____ State _____

LIGHTING FOR SELLING

Val-Lite, a combination lighting-merchandising-advertising fixture, is made in standard models having two or four 40-watt fluorescent lamps for single- or multiple-unit lighting applications.

Val-lite letters for advertising or department identification are 6 in. high, finished in bright contrasting Chinese red for high visibility. They are attached by two spring steel clips which fit into a retainer lip built into the fixture.



Letters for advertising lighting fixture fasten into retainer lip with two steel clips

Two heavy-gauge sheet steel mounting brackets are furnished with each fixture to provide support for single or continuous line installations by pipe or chandelier method of suspension.

Units are wired for 110 volt, 60 cycle, AC operation. Kent-Moore Organization, Inc. (Lighting Div.), General Motors Bldg., Detroit 2, Mich.

CURTAIN WALL PANELS

Stainless steel panels for curtain wall construction are featured in a current display at the Stainless Steel Industry Exhibit, 101 Park Avenue, New York, N. Y.

Sponsored by the American Iron and Steel Institute in recognition of the increasing interest in curtain wall panel construction for office and industrial buildings, the exhibit comprises display units of various designs submitted by leading manufacturers of stainless steel panel wall materials.

One feature of the display enables the viewer to see how a particular pattern will appear in association with other masses of stainless steel. American Iron and Steel Institute, 350 Fifth Ave., New York, N. Y.

(Continued on page 206)



Standards of Living

Architecture has always reflected the standard of living of its period. Today, aided by the many technical advances at our command, it is more than ever possible to raise those standards when planning living space for today's Americans.

However, for the millions who are destined to live in the low-cost housing now being planned, some long established standards are being lowered.

The standard appearance of a well plastered wall cannot be matched by means of rough carpentry. When wallboard is nailed directly to the rough framing, the resulting wall surface is no more true and even than any job of rough carpentry can be.

The standard of sound construction provided by interior plastering cannot be matched by any piece-by-piece wallboard application. Plastering makes ceilings and walls into one monolithic structure, truly constructed with the building.

For buildings large and small, finishing lime from Northwestern Ohio has long been the accepted standard. Our twin brands: Ohio White Finish and Hawk Spread, scientifically processed from hand picked, kiln burned rock, are always of uniform good quality, 99½% pure. Easily identified by their zigzag bags, they should have your wholehearted approval. There is none better.

The OHIO HYDRATE & SUPPLY Co.
WOODVILLE, OHIO



Take Your Pick
of these Allegheny Ludlum
Booklets on

Stainless in Industry



WHY is stainless steel equipment becoming so increasingly important? WHAT are the specific applications? HOW about grade selection, corrosion resistance, forms available, and fabrication?

The booklets illustrated here (and others in preparation) give you the answers, based on industry-wide data and research by the recognized authority on fabrication and application . . . valuable to management and operating men, technologists, buyers, designers, fabricators, and distributors.

Size 8½" x 11", the "INDUSTRY BOOKLETS" together contain a number of specially written articles, many pertinent photographs, charts and tables. *Mail the coupon!*

ALLEGHENY LUDLUM STEEL CORPORATION

*The Nation's Leading Producer of
Stainless Steels in All Forms*

PITTSBURGH, PA. . . . Offices in Principal Cities

Allegheny Metal is stocked by all Jos. T. Ryerson & Son, Inc., Warehouses



W & D 2729

Send Coupon - No Obligation

Check the Industry Booklets you want, then attach this coupon to your letter-head and mail today to:

DEPT. AR-81 ALLEGHENY LUDLUM STEEL CORP., Pittsburgh 22, Pa.

(check all 7 if you wish)

- Brewing Chemical Dairy Food Processing
 Laundry Meat Petroleum

NAME _____
TITLE _____
COMPANY _____
ADDRESS _____
CITY _____ ZONE _____ STATE _____

focal point for NEW ideas



Right here, in these two buildings, you'll find the very latest products and ideas for heating, ventilating and conditioning air in every type of building, factory and home. More than 200 exhibitors and their technical staffs will be on hand to discuss and demonstrate the most efficient, economical and durable installations.

You won't want to miss this chance to get fresh ideas and see new products that will help you to design and build more successfully.

So make your plans now to attend this most instructive, valuable exposition . . . and bring your associates.

Management International Exposition Company
Grand Central Palace, New York 17, N. Y.



(Continued from page 204)

CLOSET HARDWARE

The *Dexter* closet latch keeps all hardware for the closet door on the outside. In place of the usual complete latching system, there is only a friction bolt, tapered on each side of the latching end, and backed by a compression spring. It is said to be firm enough to keep the door securely latched, yet to open and close easily with a simple push or pull. The knob and rose screw to the outside of the door.

Aside from the usual face plate and striker plate mortises, installation requires only a $1\frac{1}{16}$ in. dia. hole bored 1 in. into the edge of the door. The National Brass Co., Grand Rapids, Mich.

PROJECTION SCREEN

A new fabric called *Vyna-Flect* has been developed to overcome two projection screen hazards — fire and mildew. The new fabric is vinyl plastic which has glass beads bonded to it with a thermoplastic. *Vyna-Flect* also is said to have longer lasting whiteness and great improvement in brilliance. Radiant Mfg. Corp., 2627 W. Roosevelt Rd., Chicago 8, Ill.

PLASTIC COATINGS

A series of protective plastic coatings for industry, *Krylon No. 200*, is now available in white, machine gray and crystal clear.

Described as resistant to fading and discoloration from sunlight or industrial fumes, *Krylon 200* white can be sprayed, dipped or brushed on. Intended for use either as a prime coat or with additional coats, it is said to need only air drying.

The entire series is reported to be highly resistant to abrasion and to have good bonding characteristics to both metal and wood. Foster & Kester, Philadelphia 32, Pa.

MOLDED PIPE INSULATION

Fiberglas PF Pipe Insulation, Type 80, is designed to protect pipes at temperatures up to 800° F, a 200-degree advance over the Type 60 Fiberglas pipe insulation heretofore available.

Type 80 is made of glass fibers bonded by a thermosetting binder and molded in cylindrical form in all standard sizes up to 30 in. Owens-Corning Fiberglas Corp., Toledo 1, Ohio.

QUALITY LOCKS


from ADAMS-RITE

THE ORIGINAL RITE-LOCK

for

SLIDING DOORS


Single assembly easily installed by simple cut-out, even in narrow stiles. No mortising. 3 types fit doors $1\frac{1}{8}$ " — 2" thickness, with a $\frac{3}{4}$ " wardrobe type. Thumb button emergency, 5-pin tumbler cylinder or latch type may be had interchangeably. Exterior parts solid brass. Escutcheons measure $4\frac{1}{2}$ " x $2\frac{3}{4}$ ".



MINIMUM BACKSET DEADLOCKS FOR STANDARD CYLINDERS


Can Be Keyed to Any Job

For narrowest extruded aluminum, structural steel and wood stiles. Series 970 Deadlocks for standard cylinders have $\frac{3}{16}$ " backset, $\frac{1}{16}$ " depth. Fifteen other standard backsets to $1\frac{3}{4}$ ". Series 980 identical except for $\frac{3}{4}$ " dia. pin tumbler cylinder and $\frac{15}{16}$ " backset. Rugged steel and brass construction, armored bolt with $\frac{5}{8}$ " throw, bronze or aluminum face and strike. Radius, flat and bevelled faces interchangeable.



TEMPERED GLASS DOOR DEADLOCK

Takes the place of 2 locks. Has single or double bolts and 1 or 2 cylinders. Handle operates bolts in sequence, cylinder locks handle. Designed for and can be installed in any tempered glass door top or bottom channel. 4 sizes: 1-15/16" High x 1-13/32" Wide.



CYLINDER SLIDING DOOR LOCK

Operates by cylinder from one or both sides. Fits all standard cylinders with adapter cams furnished, (specify when using Yale or Sargent cylinder). Solid bronze face, strike & bolt. Heat treated aluminum alloy case. Use your own cylinders and trim. Also used as jimmy-proof lock.




Also — Adams-Rite Solid Brass Sliding Door Flush and Edge Pulls, Surface and Jamb Bolts and Ball Latches



W. J. Killian OF HERMAN NELSON

William J. Killian is a veteran of the Armed Forces, of the heating and ventilating industry and of The Herman Nelson Corporation. During his 10 years with Herman Nelson and 18 years in the industry, he has gained invaluable experience in solving heating and ventilating problems in industrial, commercial and institutional buildings. Mr. Killian is now Branch Manager of the Cincinnati territory which includes sections of Ohio, Indiana and Kentucky. He is a member of the American Society of Heating and Ventilating Engineers. World War II found "Bill" in the U. S. Navy, where, at the time of his discharge and after active service in the Pacific Theater, he attained the rank of Lieutenant Commander.




Seventy-five key men—including WILLIAM J. KILLIAN—work industriously, day in and day out, to provide you with clear, concise and practical solutions to your heating and ventilating problems. These men are Herman Nelson Branch Managers and Product Application Engineers. They are a carefully selected, thoroughly experienced group of men who know all phases of heating and ventilation of industrial, commercial and institutional buildings.

Strategically spotted from coast to coast, Herman Nelson Product Application Engineers specialize in studying the "dollar and cents" angle of your problems as well as technicalities involved. They regard your customers as their responsibilities . . .

and their work is finished only when there is complete assurance that Herman Nelson Products are functioning to the customer's entire satisfaction. Herman Nelson service, however, extends beyond these capable representatives. More than 200 Distributors and Stocking Jobbers, with personnel trained in the application and installation of Herman Nelson Products, work closely with Herman Nelson Branch Offices and Product Application Engineers.


There is no substitute for prompt, efficient service—which is probably one of the principal reasons why Herman Nelson has been a leader in the heating and ventilating field for nearly half a century.



THE HERMAN NELSON CORPORATION

Since 1906 Manufacturers of Quality Heating and Ventilating Products

MOLINE, ILLINOIS



Modernized Without Structural Changes Approved by Underwriter's Laboratories for 18 Years

**DRYS HANDS OR FACE
25% FASTER
THAN EVER BEFORE**

Now you can provide 24-hour hand or face drying service in your washrooms, and eliminate your towel problem completely! The new, faster-drying Sani-Dri dries quickly and thoroughly with a stream of hot air, the most sanitary method known. A new heating element and faster-flow nozzle makes it the fastest drying machine of its kind . . . 25% faster than before! Sani-Dri's are ideal for modernization of old washrooms or new installations. They have been installed and used in every civilized country and in every climatic condition. They have stood the test of time for 22 years!

SAVES 85% OF WASHROOM COSTS


Sani-Dri pays for itself out of savings. No buying or stocking of towels. No unsanitary litter . . . no fire hazard . . . no paper-clogged soil pipes . . . no servicing of empty towel cabinets —Sani-Dri gives years of continuous automatic drying service with little or no maintenance! Mail coupon for complete information.

USERS REPORT:

"22 Years of Continuous Drying Service"

"Our 60 Sani-Dri's have been in continuous use since we installed them in 1927 and are still giving excellent service. We figure they paid for themselves in less than two years, and have made our washrooms neater and more sanitary at a very low cost."

(Names of Users Sent Upon Request)



Built-in wall model for new installations.

Distributors in Principal Cities



GET THE LATEST FACTS!

New brochure 1082 shows both built-in wall and pedestal models of new faster-drying Sani-Dri electric hand and face dryer. Write today!

Distributors in Principal Cities

THE CHICAGO HARDWARE FOUNDRY CO.

"Dependable Since 1897"
8119 Commonwealth Avenue
NORTH CHICAGO, ILL.

(Continued from page 188)

softeners, treating chemicals, water filters, taste and odor removers and aerators. Operating processes are explained. The equipment is shown in photographs and diagrams. 20 pp., illus. Elgin Softener Corp., Elgin, Ill.

Paint Selection

The Wilbur & Williams Co. Paint Selection Check Chart. Lists various Wilbur & Williams industrial paint coatings with high chemical resistance for application to floors, interiors, exteriors and castings. Sixteen characteristics are rated for each, including application to damp or rust surfaces, brushability, sprayability, weathering, abrasion resistance, drying time, coverage and cost. 6 pp. The Wilbur & Williams Co., Greenleaf & Leon Sts., Boston 15, Mass.*

Metal Letters

Knight Metal Letters & Figures (Catalog No. 28). Catalog presents 56 styles of letters and figures available. Sizes, types of metal available, and width and thickness of each style are listed. Uses, methods of attachment to various surfaces, and illustrations of the letters are included. 20 pp., illus. H. W. Knight & Son, Inc., Seneca Falls, N. Y.

Heating and Air Conditioning Outlets, Grilles

Registers, Grilles, Scoops by Stewart (Catalog 50). Illustrates and gives specifications for line of deflector outlets, grilles, units to deflect air from supply duct into a collar, controllers to limit volume and secure even air distribution from registers, and also lattice, and wall and baseboard registers. An outlet sizing and engineering data section is included. 36 pp., illus. Stewart Mfg. Co., Inc. 610 Bloomfield Ave., Bloomfield, N. J.

LITERATURE REQUESTED

The following individuals and firms request manufacturers' literature:

P. L. Phillips, R 3, Box 303 A, Charleston, W. Va.


Paul L. Snyder, Architect, 1021 W. Fourth St., Charlotte, N. C.

James S. Sudler, Architect, 302 Colorado Bldg., Denver 2, Colo.

James L. Williams, Jr., Architect, 610 B New Jersey Ave., Norfolk, Va.

**Here's
Heat
You Can
Understand**

Building owners and maintenance engineers like the simplicity of Webster System Convactor Radiators. Fully recessed—they occupy no floor space. Prefabricated—they require no separate work to connect up trap or valve. That



Cut-away view. Note how cool air nearest the floor flows into the opening—rises when heated in passing over the "Convactor" (a heating surface much like your automobile radiator) then returns to the room under the window, effectively offsetting any cold down draft of air from the window.


saves installation cost. Effective Webster Radiator Valve permits instant 100% shut off—no damper is needed.

When remodeling space in a steam heated office building use Webster System Convactor Radiation. You will like it. Your clients will like it. Bulletin B-1500-C gives complete details.

Address Dept. AR-11

WARREN WEBSTER & CO.
Camden 5, N. J. Representatives in Principal Cities
In Canada, Darling Brothers, Limited, Montreal

**Webster
SYSTEM RADIATION**



This is the new Fiberglas Coated Duct Insulation. Use it either inside or outside the ducts. It has high sound absorbing properties—especially in low frequencies where objectionable fan noise occurs.



Fiberglas Aerocor* is an exceptionally light weight, highly resilient, blanket-type insulation especially suited for round or irregularly shaped ducts.

These are features your clients are looking for:

FIBERGLAS* DUCT INSULATIONS


Are EASY to Apply . . . LOW in Installed Cost

WHEN you are faced with a challenge to reduce plant operating costs, Fiberglas Duct Insulations can be of real help to you.


Fiberglas is *not* just another type of duct insulation—it's really unique. Fiberglas Duct Insulations have extremely high thermal efficiency for saving fuel and power, yes. But, they have other important advantages not combined in any other insulation. They're "light as a feather"—eliminate the need for extra supports. They are easy to cut and trim . . . can be quickly applied by standard methods. And, like all Fiberglas Insulations, they are made of glass fibers that can't feed flame, can't rot, can't sustain rodents or vermin, are unaffected by moisture . . . in other words, Fiberglas

Duct Insulations give longer life and trouble-free service. Cost? *Actually less than most insulations that approach them in thermal efficiency.* Even more important, their applied cost is substantially lower than ordinary insulations.


Shown above and below are 3 standard forms of Fiberglas Duct Insulation—one or more of these 3 will permit you to specify *exactly* what is needed for maximum insulating efficiency. Write today for design data and full information on how to specify Fiberglas Duct Insulations to the best possible advantage in the plants or buildings of your clients. Phone your local Fiberglas Sales Office (in larger cities) or write Owens-Corning Fiberglas Corporation, Dept. 831, Toledo 1, Ohio.



Fiberglas Aerocor is available in long continuous rolls—one half and one inch thicknesses and widths of 54 and 72 inches.



Fiberglas PF (Preformed) Insulation is available in 5 degrees of rigidity and has excellent acoustical properties.




Fiberglas (TW-F) Insulating Wool is a general-purpose type insulation available in batt and roll form.

OWENS-CORNING
FIBERGLAS
TRA. REG. U.S. PAT. OFF.

THERMAL
INSULATING
MATERIALS

*Fiberglas (Reg. U. S. Pat. Off.) and Aerocor are the trade-marks of Owens-Corning Fiberglas Corporation for products made of or with glass fibers.

Address: OWENS-CORNING FIBERGLAS CORPORATION, Dept. 831, Toledo 1, Ohio. Branches in principal cities



*"This is not for us, nor for our children,
but for our grandchildren"*

FREDERICK WEYERHAEUSER—1834-1914

Trees and Homes

The Weyerhaeuser program
of tree farming means there will
always be good lumber
for good homes

TIMBER IS A CROP—it is one of the few major renewable resources. It is a crop that requires planned harvesting, regrowth and protection.

Careful harvesting removes the mature trees and releases forest land for the young growth, for natural re-seeding and supervised planting. Good forestry practice protects the new growth from such forest enemies as fire, insects and disease.

This is the concept and practice of Weyerhaeuser in the management of timber resources.

As a result of continuing research, Weyerhaeuser mills and processing units, with improved machinery and more efficient methods, are converting

more and more of the log into better lumber and other useful forest products.

Weyerhaeuser 4-Square Lumber is properly dried—it is precision manufactured to exact lengths and sizes, and accurately squared—it is ready-to-use as it comes from the mill . . . without needless sawing, fitting, or material waste. This saves lumber while contributing to building economy.

Our forests are rapidly approaching the basis of a sustained yield at which the new growth will equal the harvest . . . and lumber, the best and most economical building material, and other forest products will be available to serve America today, tomorrow, and for generations to come.

**WEYERHAEUSER 4-SQUARE
LUMBER AND SERVICES**

FIRST NATIONAL BANK BUILDING • SAINT PAUL 1, MINNESOTA

KEEP POSTED ON YORK PRODUCTS

**They are Business Builders and Industry Pace-Setters...
thanks to continual York Research and Development.**

For instance, York's new packaged air conditioning units for 1950—now available to your clients—contain many unusual and outstanding features such as a completely hermetically-sealed refrigeration system that is tamper-proof and trouble-free . . . the V-shaped Cooling Maze Coil that acts as an air wringer to give greater cooling and dehu-

midifying capacity *and* the Atmosstat which functions as a humidity balancer at all seasons of the year. York has also perfected a complete new line of V/W Compressors in sizes from 30 hp to 150 hp for use with either Freon or Ammonia. It's to your advantage and your clients' to keep posted on these important York developments.

**“See Your
Architect,
Engineer,
Contractor
First”**

That's standard York Policy. Knowing that owner satisfaction is important, York asks you to consider this up-to-date policy in the light of the advantages inherent in *all* York Equipment. Behind your services York places this support:

- a complete line of equipment
- competitive prices
- accurate, dependable product ratings
- technical assistance based on "case histories"
- cooperation with architects, engineers, and contractors
- practical help from York-Trained Engineers
- a national organization
- continuous product research and development
- certified maintenance

If your plans require mechanical cooling, call upon the *complete* assistance York Sales Engineers can offer. York has a wealth of technical data, obtained from thousands of installations of all types. York feels that the *personal* assistance method is the best means of getting it into your hands. Call your York District Office. York Corporation, York, Penna.



PIONEERS IN INVENTION AND DEVELOPMENT SINCE 1874



Refrigeration and Air Conditioning

HEADQUARTERS FOR MECHANICAL COOLING SINCE 1885

The Executive Offices of the New JOHN HANCOCK BUILDING ARE LIGHTED BY

Smithcraft TROFFERS

Smithcraft Troffers (with Albalite glass) were chosen for the entire executive floor of the new John Hancock Building in Boston. Pattern lighting was required . . . and Smithcraft Troffers were selected because they permit complete freedom of lighting "expression" by the architect — without use of special or expensive accessories. Smithcraft Troffers effectively cut down the usual time and cost of installing recessed fixtures, because only Smithcraft provides the patented Aligner Hanger, cushioned Glass Frame, captive reflector fasteners, as well as unexcelled light distribution. These are features of importance to architect, engineer and contractor . . . features that make Smithcraft Troffers "America's Finest Recessed Lighting Fixture".



There's a 20-page booklet "Architectural Troffers" that tells you why Smithcraft Troffers are being specified for more and more outstanding installations throughout the country. Send for your copy today.


Smithcraft
LIGHTING DIVISION
CHELSEA 50, MASSACHUSETTS

In what ONE magazine will your building product advertising . . .

Reach the greatest number of architects and engineers at the lowest cost per page per thousand

Reach the architects and engineers who PROVABLY are responsible for plans and specifications for over 80% of all architect-designed building

The answer of course is Architectural Record, the magazine that:



1. Editorially features the kind of building activity that means business for architects, engineers *and advertisers*.
2. Is preferred by architects and architectural engineers above all other technical magazines.
3. Carries more advertising, for more manufacturers of building products, than any other architectural publication.
4. Is published by F. W. Dodge Corporation and uses continuously the 700-man Dodge newsgathering organization to learn which architects and engineers are active (to guide circulation policy) and what they are doing (to guide editorial policy).

Architectural Record is your "Pivot Paper" for productive and economical advertising in the building market. *By Pivot Paper we mean this:*

Builders, general contractors, owners and certain sub-trades are vital buying factors to you, too. They, like architects and engineers, must be sold in terms of their specialized interests. There are powerful vertical business papers whose sole purpose is to serve these men and no one else. We urge you to use them. We urge you to consider this:

A combination of Architectural Record and leading vertical magazines (read by those men you know you must sell) will give you more effective coverage of more architects, engineers, contractors, distributors, sub-contractors and end customers, at a lower unit cost, than you can obtain through any "horizontal" medium.

Here is why Architectural Record is your *Pivot Paper* to sell the quality building market controlled by the architect-engineer:

- ✓ Largest architect and engineer circulation.
- ✓ Highest subscription renewal percentage.
- ✓ Lowest cost per page per thousand architects and engineers.
- ✓ Full market information resources of F. W. Dodge Corporation.
- ✓ Demonstrated coverage of building planning and specifying activity—regionally, nationally and by types of buildings.
- ✓ Editorial content designed for maximum usefulness to active architects and engineers in terms of work actually on their boards, as revealed by Dodge Reports.
- ✓ Exclusive Western editorial and advertising section.
- ✓ Consistently voted the preferred magazine of architects and engineers who work with architects.
- ✓ Thirteen competitive awards for editorial excellence.
- ✓ LARGEST NUMBER OF ADVERTISERS.
- ✓ LARGEST VOLUME OF ADVERTISING.



PIVOT PAPER
for your quality building
market program

Every statement made here is demonstrable in terms of your specific interests. We're ready to give any interested media director, account executive or advertising manager the market and media facts he needs to support his 1950 recommendations. *Just call or write the nearest Record regional office.*

ARCHITECTURAL RECORD
PUBLISHED BY F. W. DODGE CORPORATION

NEW YORK
119 West Fortieth Street
Pennsylvania 6-1500


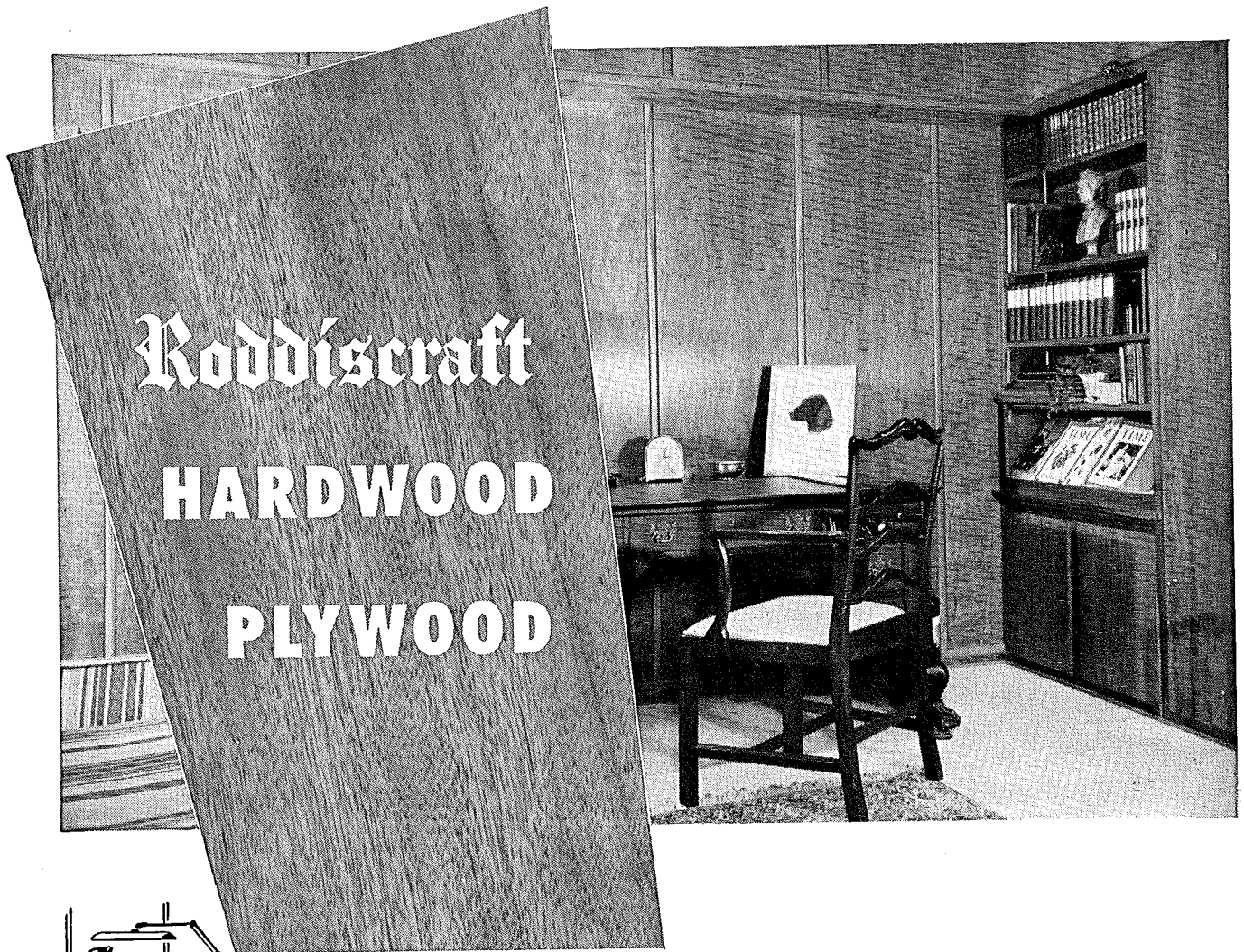
CLEVELAND
321 Hanna Building
Cherry 7256

CHICAGO
700 Merchandise Mart
Whitehall 4-4400

LOS ANGELES
672 South LaFayette Park Square
Dunkirk 8-2286

SAN FRANCISCO
1003 TWA Building
Yukon 6-2522

PORTLAND
907 Terminal Sales Building
Atwater 4107



Perfectly Matched Hardwood Panels Numbered for 'Round-the-Room Continuity

Roddiscraft Hardwood Plywood in paneling complements the craftsmanship that goes into your architectural designs. Panels are matched by number in strict accordance with your blueprints. *Roddiscraft* Plywood is manufactured from the best veneers available — both domestic and foreign — cut, classified, and matched with painstaking care by experts who take pride in an established tradition of craftsmanship. Their thorough attention to detail assures you

paneling that's perfectly uniform in color, figure, and continuity.

You can pre-select your exact *Roddiscraft* paneling. Flitch samples will be furnished from which you can make your selection. Mark your choice, and the finished plywood will exactly match the sample.

Ask your *Roddiscraft* representative for samples of Hardwood Plywood. He is ready to serve you on any installation problem.

NATIONWIDE *Roddiscraft* WAREHOUSE SERVICE

Cambridge 39, Mass. 229 Vassar St.	Los Angeles 11, Calif. 2860 E. 54th St.
Charlotte, N. C. 123 E. 27th St.	Louisville 10, Ky. 1201-5 S. 15th St.
Chicago 32, Ill. 3865 W. 41st St.	Marshfield, Wis. 115 S. Palmetto St.
Cincinnati 2, Ohio. 457 E. Sixth St.	Milwaukee 8, Wis. 4601 W. State St.
Dallas 10, Texas. 2800 Medill St.	New York 55, N. Y. 920 E. 149th St.
Detroit 14, Mich. 11855 E. Jefferson St.	Port Newark 5, N. J. 103 Marsh St.
Houston 10, Texas. 2425 Sabine St.	Philadelphia, Pa., Pier 5, N. Delaware Ave.
Kansas City 3, Kan. 35-53 Southwest Blvd.	St. Louis, Mo. 4453 Duncan Ave.
L. I. City, N. Y. Review & Greenpoint Ave.	San Antonio, Texas. 727 N. Cherry St.
San Francisco 24, Cal. 345 Williams Ave.	

Roddiscraft

RODDIS PLYWOOD CORPORATION
MARSHFIELD, WISCONSIN

A Permalector Lighting Portrait

GIMBELS—PITTSBURGH

William York Cocken: Architect
The Trimble Co.: General Contractors
C. W. Carter Elec. Construction Co.:
Electrical Contractor

Here, in Gimbels newly designed first floor, fluorescent and incandescent silvered-glass Permalectors produce "light for selling." Dramatic yet functional illumination is achieved with the 203 combination, ceiling recessed, fluorescent-incandescent units.

To transfer your creative lighting designs from "blueprint" to reality is relatively simple when you specify Pittsburgh Permalector Lighting Equipment. Pittsburgh Reflector Company has the equipment and know-how required to give you efficient, economical illumination that exactly fills your needs—whether your plans call for fluorescent or incandescent light or a combination of both. You will find it worthwhile to discuss your problems with Pittsburgh Permalector Engineers. Why not call or write today?

PITTSBURGH REFLECTOR COMPANY

402 OLIVER BUILDING • PITTSBURGH 22, PENNSYLVANIA

MANUFACTURERS OF FLUORESCENT & INCANDESCENT LIGHTING EQUIPMENT
Permalector Lighting Engineers in All Principal Cities



PITTSBURGH PERMALECTOR LIGHTING EQUIPMENT IS DISTRIBUTED BY BETTER ELECTRICAL WHOLESALERS EVERYWHERE



Order department in warehouse of Hibbard, Spencer, Bartlett & Co., nationally famous hardware wholesalers. Completely air-conditioned; all windows glazed with *Thermopane*. Designed by Engineering Systems, Chicago.

THEY WANTED IDEAL WORKING CONDITIONS

...and GOT them!

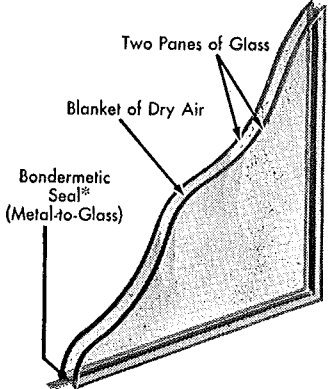
Designed to build sales by filling and shipping orders in six hours, the new Hibbard, Spencer, Bartlett & Co. warehouse in Evanston, Ill., is a model of good planning.

The efficiency starts in the order department, which is air conditioned and where every window is glazed with *Thermopane* insulating glass. Result? Efficient heating and air conditioning provide ideal working conditions for employees.

Winter and summer, every order clerk has plenty of light. Even up close to the windows there are no annoying drafts. *Thermopane*, a thermal insulator, ensures efficient, controlled room temperature—with virtual freedom from condensation on the windows in winter. Being a

sound deadener, too, *Thermopane* minimizes distractions from street noises and provides quiet working conditions.

To adapt these advantages to your needs, let us give you the full facts on *Thermopane*—the modern, cost-saving windowpane for offices, schools, hospitals, plants, stores and commercial buildings. Call your nearest Libbey-Owens-Ford Glass Distributor or write us direct. *®





Cutaway view of *Thermopane*

FOR BETTER VISION SPECIFY **THERMOPANE**
MADE WITH POLISHED PLATE GLASS



Thermopane


—MADE ONLY BY LIBBEY-OWENS-FORD GLASS COMPANY
26119 Nicholas Building, Toledo 3, Ohio



▲ **SEATTLE, WASH.** Federal Reserve Bank of San Francisco
 architects—Maramore, Bain, Brady & Johanson
 contractor—Kuney Johnson Co.

◀ **TULSA, OKLA.**
 First National Bank
 architects—Carson & Lundin (N. Y.)
 contractor—Manhattan Const'n. Co.

DALLAS, TEXAS ▶
 Mercantile National Bank
 architect—Walter Ahlschlager
 contractor—Henger Construction Co.



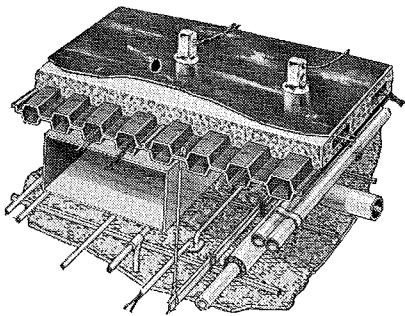
Why All These Buildings Are Banking on Q-FLOORS

Because their owners wanted: Quick, dry, clean, noncombustible, quiet construction of Robertson steel Q-Floors . . . and the savings from fast construction, for Q-Floors with structural steel frame permit occupancy 15 to 20% earlier . . . and the extra revenue resulting from earlier completion date . . . and electrical availability over entire floor.

Tenants can have electrical outlets exactly where wanted on any six-inch area of entire exposed floor. An electrician drills only a small hole for a new outlet. With no trenches to dig, no muss, the whole job is over in a matter of minutes.


The cost of electrical alterations is almost eliminated. No matter how much new equipment, such as business machines, dispensing machines, projectors, communication devices, come into office routine, these buildings always will be electrically ready.

Find out how these other buildings cut construction cost and got permanently flexible floor layouts. Write for free Q-Floor catalog. Address H. H. Robertson Co., 2404 Farmers Bank Building, Pittsburgh 22, Pennsylvania.



Steel Q-Floor is shown here with suspended ceiling and a condensed presentation of mechanical equipment needed in a modern building. The steel cells are crossed by a raceway which carries wires for all electrical systems so that an outlet can be located on any six-inch area, in a few minutes. You can see Q-FLOOR fittings at any construction materials distributor for the GENERAL ELECTRIC CO.

AT JOHN HANCOCK . .



Architects
Cram & Ferguson
Builders
Turner Construction Co.


HAUSERMAN MOVABLE STEEL INTERIORS

Assure Low Maintenance Costs

These handsome walls won't chip, crack, warp or scale. They save thousands of dollars by eliminating the need for patching and repainting. Independent laboratory tests prove that Hauserman's baked-on finishes will withstand a washing every day for 1,000 years with commercial cleaning solvents.

Over the years there'll be many space changes made in the *new* John Hancock Mutual Life Insurance Co. Building, Boston, Mass. John Hancock will continue to grow and operational methods will change.

But in this beautiful structure, new floor layouts will be made quickly, easily and at lowest possible cost because Hauserman *Movable Steel Interiors* are used throughout 23 floors.



HAUSERMAN MOVABLE STEEL INTERIORS *Assure Excellent Sound Control*



These solid, rigid interiors minimize sounds in two ways. Hauserman *Movable Steel Walls* keep out more inter-office noise than tile and plaster construction, yet are only half as thick. And Hauserman *Acoustical Steel Pan Ceilings* absorb approximately 85% of all the sounds that strike them.

there'll be some changes made

HAUSERMAN MOVABLE STEEL INTERIORS

Are Quickly and Easily Moved

Whenever new floor layouts will promote operational efficiencies, Hauserman Steel Walls are quickly moved . . . often after working hours. There's no muss or fuss and all units can be completely re-used.



HAUSERMAN MOVABLE STEEL INTERIORS *Are Beautiful*

There are many distinctive and authentic wood grain finishes for handsome executive suites. And there are 60 beautiful colors that range from natural hues through the pastels to match any decorating scheme. All of these finishes are baked-on to last a lifetime.

OTHER ADVANTAGES

Earlier Occupancy . . . all units arrive at your building completely finished and ready-to-install; there's no waiting for several coats of plaster and paint to dry. Incombustible Materials . . . all Hauserman materials are totally incombustible. Built-in Electrical Raceways . . . save on initial wiring costs and permit easy additions of enclosed wires and outlets. Unit Panel Construction . . . single units can be quickly removed and replaced for utility inspections and repairs.

THE E. F. HAUSERMAN COMPANY

6720 GRANT AVENUE • CLEVELAND 5, OHIO

Branch Offices in Principal Cities — See Phone Book

Specialists in Service

We assume undivided responsibility for complete interiors . . . shop drawings, building measurements and installation. We supply all products complete with hardware, wiring raceways and accessories. Our experienced erection crews are on call for alterations and additions. Our engineers are always at your service.


HAUSERMAN
MOVABLE STEEL INTERIORS
WALLS • WAINSCOT • RAILINGS
ACOUSTICAL CEILING • COMPLETE ACCESSORIES
For every commercial, industrial and institutional need

FREE



Catalog to Help You Plan

You'll find Movable Steel Interiors to meet your exact requirements in our complete, 68-page Hauserman Catalog 49. Write for your copy today.



Apartments at 930 Grand Concourse, Bronxville, N. Y. Ashley Apartments, Inc., Builders and Owners. H. Herbert Lilien, Architect.

Here is the excitement of apartment living—a fine modern building, planned for comfort in every detail. There's a sweeping view from every room through Lupton Casement Windows. Sturdy metal frames will not warp, swell, shrink or rattle. With Lupton Metal Windows, air flow is always natural, draftless. Ventilators open to any amount—even up to 100% of window opening. Equipped with beautifully designed locking hardware that allows finger-touch operation. Bronze wire screens with narrow metal frames available. There is a Lupton Metal Window for every type of building. Write for our catalog or see it in Sweet's.

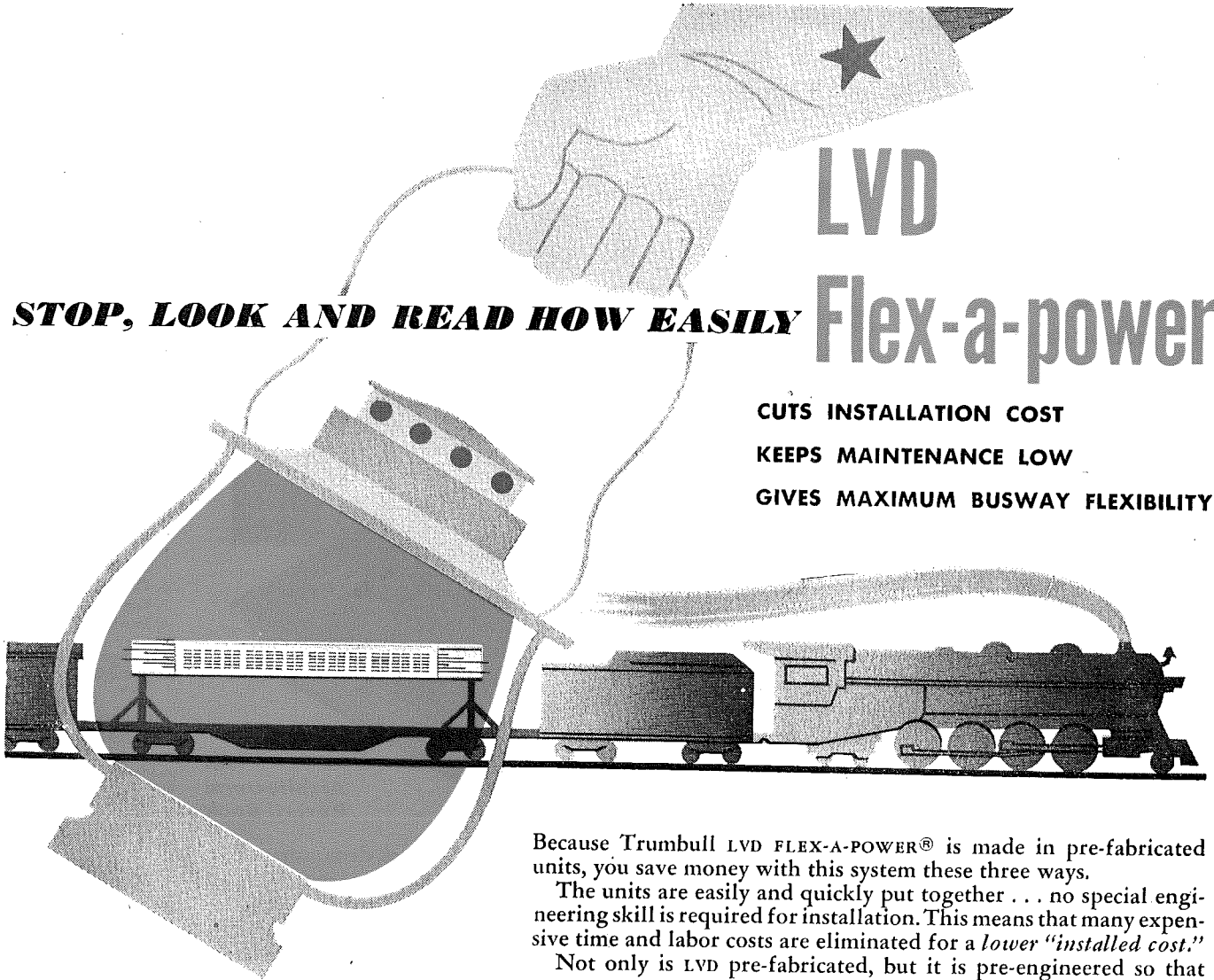
MICHAEL FLYNN MANUFACTURING CO.
700 East Godfrey Avenue, Philadelphia 24, Penna.
Member of the Metal Window Institute

LUPTON METAL WINDOWS

STOP, LOOK AND READ HOW EASILY

LVD Flex-a-power

**CUTS INSTALLATION COST
KEEPS MAINTENANCE LOW
GIVES MAXIMUM BUSWAY FLEXIBILITY**



Because Trumbull LVD FLEX-A-POWER® is made in pre-fabricated units, you save money with this system these three ways.

The units are easily and quickly put together . . . no special engineering skill is required for installation. This means that many expensive time and labor costs are eliminated for a *lower "installed cost."*

Not only is LVD pre-fabricated, but it is pre-engineered so that you can predetermine electrical performance before actual installation. This advantage is an important factor in minimizing voltage drop and in keeping machine efficiency high.


LONG-LIVED MATERIALS —

Another advantage — LVD FLEX-A-POWER materials do not deteriorate even under the most severe operating conditions, thus assuring years of satisfactory service *without costly maintenance repairs.*

ADAPTABLE, "TAKE-APARTABLE" —


LVD FLEX-A-POWER is readily adaptable to any power distribution problem you may have. Fast to install, its convenient "take-apartability" allows you to relocate your LVD system without replacing a single part!

Learn more about the many advantages of LVD. Write for Circular TEC 152 today. THE TRUMBULL ELECTRIC MANUFACTURING COMPANY, Plainville, Conn.



Men Who Observe the Best Electrical Practice Make It a Practice to Use

TRUMBULL ELECTRIC



TRUMBULL'S TRAINLOAD OF NEW PRODUCTS

Announcing... A New Store Book

Ben Schnall Photo

"Planning Stores That Pay"

by Dr. Louis Parnes, A.I.A.

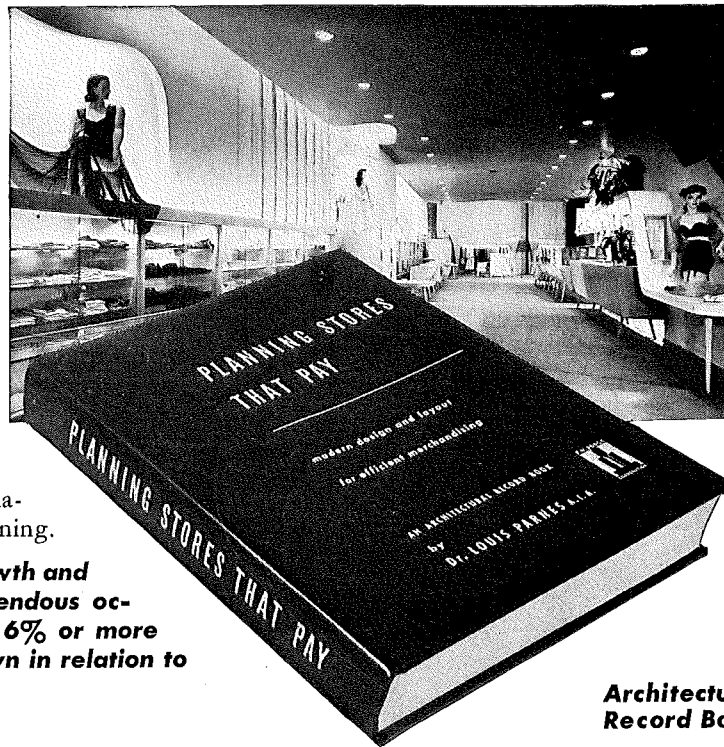
for

Architects and Store Designers,
Department and Chain Store
Administrators

"The great majority of department stores today are not making the most efficient use of their space,"

says Dr. Louis Parnes, international authority on store planning.

"This is due to haphazard growth and bad planning . . . The tremendous occupancy costs, which absorb 6% or more of gross sales, can be cut down in relation to sales by good design."



An
Architectural
Record Book

Over 500 photographs and diagrams of floor plans, store fronts and interiors.

Features 112 stores and shops . . . the work of more than 60 architects and designers.

300 pages; 8½ x 11¼; heavy, durable, cloth binding; 80 lb. coated stock; Detailed Table of Contents; Comprehensive Index.

TABLE OF CONTENTS

1. Introductory Survey
2. City Planning Considerations
3. The Selling Zone
4. The Customers' Zone
5. The Merchandise Zone
6. The Show Window
7. The Personnel Zone
8. Interior Lighting
9. Circulation and Transportation
10. Scientific Surveys and Data

CONTENTS OF A TYPICAL CHAPTER

To indicate how logically and thoroughly this book deals with its subject, here are the section headings of a single chapter (Chapter 3, entitled "The Selling Zone"):

Space Organization. Coordination and Arrangement of Central Sales Areas. Relative Size of Departments. Circulation on Selling Floors: Aisle Layout; Aisle Densities; Equipment Layout. Fixture Specifications. Self-Service Equipment. Flexible and Standardized Equipment. Service Stations. Interior Display. Interior Column Spacing. Productivity, Efficiency, and Equipment Layout. Special Sales Rooms. New Trends in Basements. Main Floor Layout.

A few of the architects and firms whose works are discussed are:

Carson & Lundin
Morris Lapidus
Shreve, Lamb & Harmon
Kenneth Franzheim
Fred N. Severud
Harry Devine
William Lescaze
H. Roy Kelley
John S. Redden
Albert C. Martin
John M. Hutton
Morris Ketchum, Jr.
Ernest J. Kump
Stiles O. Clemens

In his new comprehensive study "Planning Stores that Pay," Dr. Parnes demonstrates the amazing degree to which architecture — as expressed in counter lengths, traffic flow, etc. — speeds and increases retail sales, not only for department stores but for specialty and chain stores. Point by point he conducts a tour of the store to illustrate the right and wrong aspects of profit-making design. He shows how to compute such diverse factors as, say, the ideal width of show windows and the optimum number of chairs in a shoe department.

With more than 500 illustrations, he explores every detail of the store and its arrangements — entrances, arcades, show windows, transportation systems, furniture and fixtures, receiving and shipping facilities, floor and department layouts, display arrangement and lighting, and all the hundreds of items that go to make up a modern merchandising machine. Everything is calculated from the viewpoint of efficiency, and the contribution of each part of the store to the process of selling goods profitably is the criterion of its recommended design. Diagrams, charts and scale drawings, from hundreds of leading stores and from the works of America's greatest store architects, prove each point graphically.

Why Every Department Store — Old or New — Now Needs an Architect's Service

Composite statistics of department store income and expense have long been put to invaluable use in stepping up store efficiency. Dr. Parnes shows how they also can be used as a precise basis for designs that automatically enhance sales . . . and reveals the enormous potential profits thus available. The first store to be thus fully engineered will have extraordinary advantages! *But meanwhile every department store in the country can begin at once to plan its architectural transformation.*

A Basic Textbook on Store Architecture

"Planning Stores That Pay" is a book of basic principles, but specific ideas flow from its pages in rapid succession. A single chapter has enough suggestions to launch a number of long-term projects in store layout, equipment,

etc. Any department store administrator can see that it will pay him to call in private architects for immediate replanning, and that such replanning may well pay for itself a hundred times over.

Department stores have exhausted great resources of effort and ingenuity to maintain their life-line margin of profit. The fact that "Planning Stores That Pay" suddenly injects into this situation sensational new weapons for combatting competition makes this an extremely valuable, if not indispensable, book for architects and store administrators. With it they can speak each other's language, work together, and make the most of today's great opportunities.

Order Your Copy Now

"Planning Stores That Pay" is now available to you at the price of \$15 per copy. But because the demand for this book is exceeding even the most sanguine expectations, the initial printing may soon be exhausted. Therefore, to make sure of your copy of this new, basic text on advanced store design and planning, order your copy now.

Use the convenient coupon at the right. The book will be sent promptly on receipt of your order . . . postpaid.

BOOK DEPARTMENT, ARCHITECTURAL RECORD
119 West 40th Street, New York 18, N. Y.

Enclosed is \$..... for..... copy(s) of "Planning Stores That Pay," by Dr. Louis Parnes, A.I.A., at the price of \$15 per copy. For N. Y. C. add 2% sales tax.


Name.....

Address.....

City..... Zone..... State.....


Radiant Heat

FOR LOW COST HOUSING!



Thrush Flow Control System OF HOT WATER HEAT


EVERYBODY wants Radiant Heating! Give them Forced Circulating Hot Water Heat, of course, because it's mild, steady, economical, and ideally suited to radiant panel, baseboard, or radiator heating. Thrush Flow Control System not only offers the best control for Radiant Heating, but costs much less to install. The controls are simple, inexpensive, highly efficient . . . and assure a continuous flow of sunny warmth throughout the entire heating season without thought on the part of the owner.




RADIANT PANEL HEAT

FORCED CIRCULATING

Thrush System provides completely automatic forced circulation for new homes or conversion jobs. The Thrush Radiant Heat Control anticipates outdoor weather changes and maintains room temperature without noticeable fluctuation.



FLOW CONTROL VALVE



THRUSH WATER CIRCULATOR


LOW OPERATING COSTS, TOO!

Not only is Thrush System lower in cost because of the simpler and more efficient controls used, but it is also more economical of fuel. There is no overheating, never any chilly feeling, no drafts . . . and no fuel is ever wasted. A plentiful supply of domestic hot water is supplied all the year around by the same heating boiler, making further reductions in both installation and operating costs. It is ideal for zoning which may also effect installation and operating economies. For more information, see our catalog in Sweet's or address Dept. J-11.

H. A. THRUSH & COMPANY

PERU, INDIANA

IF INTERESTED SEND TODAY FOR THIS FREE BOOKLET 



THE WORLD'S BEST SHOWERS

MODEL 1
(S-2250)

The latest word in shower design and beauty. Integral Ball Joint, Concealed Volume Control. 1/2" size.



COME FROM THE FAMOUS ORIGINAL

SPEAKMAN

Anystream

SELF-CLEANING

Shower Heads



MODEL 2
(S-2250)
Pat. Pending

Small, light, compact for low cost installations. Integral Ball Joint. 1/2" size.



And here's why—

A TURN OF THE LEVER GIVES:



Needle Spray
for stimulation



Normal Spray
for relaxation



Flood Spray
for thorough rinse

SPEAKMAN COMPANY
Wilmington, Delaware

Announcing — the Newest in Siding

WELDTEX SIDING



ARCHITECTS: Now you can give your homes smart, modern beauty at reduced cost.

You've already seen the fine effects that have been obtained with Weldtex* when used in large panels.

Now, that same beauty, that same durability, that same uniqueness, is available in Weldtex Siding.

In Weldtex Siding, the warmth and beauty of natural wood have been augmented by grooving the surface with deep, irregularly-cut striations. These cut-in grooves lend a third-dimensional quality to the surface, breaking up the flat plane and creating pleasant high-lights and shadows.

MANY PRACTICAL ADVANTAGES

But Weldtex Siding has important practical advantages, too. There is no objectionable grain-raising or checking. Expansion and contraction are minimized because the striations relieve surface stress.

Joint lines are invisible. Face nails are concealed by the deep-cut grooving.

And, the wide 4-foot panels go up fast. Only 20 panels cover a square. Savings as much as \$60 per small house have been reported (based on a reduction of 70% in labor costs).

Best of all, the finished job is weather-tight, with a minimum of seams. Weldtex Siding takes paint and other exterior finishes perfectly, making a beautiful job which adds to the value of any house.

FHA APPROVED


Weldtex Siding is approved by FHA on Federal Housing jobs.

Write for more information and folder showing typical installation details.


*U.S. Pat. Nos. 2286068, 2363927, 2363492. Trademark reg.

UNITED STATES PLYWOOD CORPORATION

55 West 44th Street, New York 18, N. Y.



WELDTEX SIDING can be used over any type sheathing. Fits perfectly on 16" studding. Photo above shows the pleasing effect obtained by using a wood lath to create a deep shadow line. Weldtex Siding is made of 3-ply Weldtex plywood, Exterior Grade, $\frac{3}{8}$ " thick, pre-cut in panels 48" wide, 15 $\frac{7}{8}$ " deep. Packed 20 panels per bundle (1 square).



Plastics and Wood
Welded for Good

UNITED STATES PLYWOOD CORPORATION 521
55 West 44th St., New York 18, N. Y.
Please send me more information on Weldtex Siding plus installation details.
Name
Company.....
Address
City..... State.....



**"Great Caesar's ghost . . .
don't forget us!"**



For every new home custom-designed to meet the owner's needs and wants, there is a home-planning family with money and a hunger for specific buying information. This is the quality owner-occupy market.


For every manufacturer interested in selling building materials, equipment, appliances or home furnishings in this profitable market, there is a service that effectively and economically delivers specific buying information to verified home-planners — at the right time and in the right manner. This service is Home Owners' Catalogs.

Your consumer sales literature belongs in Home Owners' Catalogs if you want the money that belongs to home-planners to belong to *you!*

Home Owners' CATALOGS


119 West 40th Street, New York 18, N. Y.

F. W. Dodge Corporation's Consumer Catalog Distribution Service



Ten Years Ago...

In August, 1939, this concrete test paving was laid in Second Avenue North, Minneapolis. The badly scaled section of roadway in the background was made with regular portland cement. The foreground section, laid at the same time, was made with Atlas Duraplastic—the first commercial use of the air-entraining portland cement originated and developed by Universal Atlas.



Both sections, subjected to the severity of ten Minneapolis winters and to heavy applications of de-icing salts, are shown just as they appeared in July, 1949—convincing proof of the characteristic durability of Duraplastic concrete, of its high resistance to freezing-thawing weather and the scaling action of de-icing salts. Longitudinal structural crack shows some ravelling. Note perfect transverse joint.

Today

... Added Durability and Improved Appearance in structural concrete made with DURAPLASTIC*

Promontory Apartments, Chicago, Ill., nearing completion. Duraplastic used throughout in concrete columns 12 feet deep with network of steel bars and beams. No sign of bleeding or segregation. Contractors report a smooth surface free of blemishes or air-bubbles. Architect: Pace Associates; Structural Engineer: Frank J. Kornacker; Contractor: Peter Hamlin Construction Company—all of Chicago.



From initial paving installations . . . to the first structural job . . . to beautiful, modern structural achievements like the one shown here, architects, engineers and contractors have come to rely more and more on the extra durability and improved appearance of concrete made with Atlas Duraplastic air-entraining portland cement.

In Duraplastic's rapid ten-year growth, its advantages have been applied to all types of mass and structural concrete—for foundations, walls, columns, and floors. It's ideal for slip-form, gunite, stucco and similar uses.

With Duraplastic, less mixing water is needed for a given slump. The resulting mix is more plastic, more workable, more uniform and cohesive. It's easy to place and finish. Water-gain and segregation are reduced. Surface appearance is improved and has higher resistance to the effects of weather-exposure.

For structural concrete needs of today and tomorrow, Duraplastic offers better concrete at no extra cost. It provides the precise amount of air-entraining agent interground with the cement for satisfactory field performance. It complies with ASTM and Federal Specifications, sells at the same price as regular cement and calls for no unusual changes in procedure.

OFFICES: Albany, Birmingham, Boston, Chicago, Dayton, Kansas City, Minneapolis, New York, Philadelphia, Pittsburg, St. Louis, Waco.

Send for new free booklet, "A Decade of Duraplastic Air-Entraining Cement." Write to Universal Atlas Cement Company, (United States Steel Corporation Subsidiary), Chrysler Bldg., New York 17, New York.

*"Duraplastic" is the registered trade mark of the air-entraining portland cement manufactured by Universal Atlas Cement Company.

AR-D-94

ATLAS DURAPLASTIC

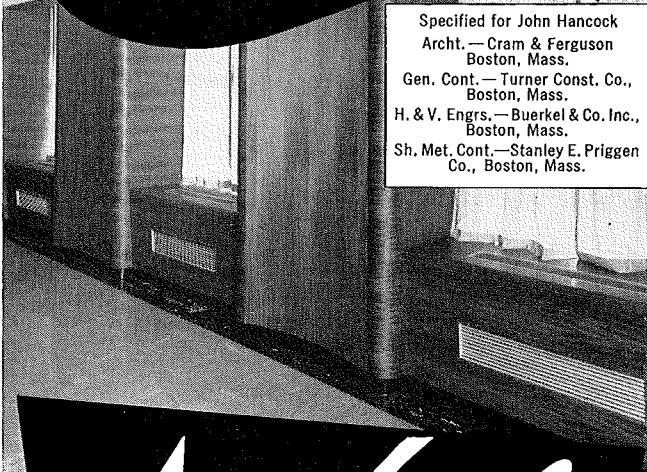
AIR-ENTRAINING PORTLAND CEMENT

MAKES BETTER CONCRETE AT NO EXTRA COST

TRADE MARK REG.
U. S. PAT. OFF.
A
UNIVERSAL
ATLAS
PRODUCT

"THE THEATRE GUILD ON THE AIR"—Sponsored by U. S. Steel Subsidiaries—Sunday Evenings—NBC Network

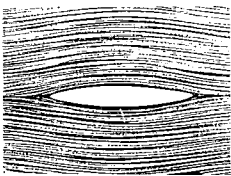
THE
Amazing New Grille
THAT MAKES
AIR CONDITIONING BETTER!




Specified for John Hancock
Arch. — Cram & Ferguson
Boston, Mass.
Gen. Cont. — Turner Const. Co.,
Boston, Mass.
H. & V. Engrs. — Buerkel & Co. Inc.,
Boston, Mass.
Sh. Met. Cont. — Stanley E. Priggen
Co., Boston, Mass.

Airfoil
AIR CONDITIONING OUTLETS

● The exclusive AIRFOIL LOUVER is the FIRST REALLY NEW IDEA in air conditioning grille, register and outlet design. Surfaces of this louver are smooth as glass. Contours are exactly streamlined. All louvers are solid section and made from extruded materials. AIRFOIL LOUVERS are individually adjustable. There are no cracks, no crevices which will cause noise. Exhaustive wind tunnel tests prove conclusively that AIRFOIL LOUVERS outperform all others. They diffuse air with minimum turbulence, minimum noise, and a near-perfect, draft-free distribution. Special design concealed supports give them great structural strength.




Illustrated above — Streamlined AIRFOIL LOUVER knives air in wind tunnel tests. Note how turbulence has been almost completely eliminated.



Illustrated above — Airfoil R-L-21 Return Air Grille—features blades on 3/8" centers. The deep fins with easy curved deflections are standardized at 0 degrees and 42 degrees.


TITUS MFG. CORP., Waterloo, Iowa
Gentlemen: Please send me FREE colored catalog on the NEW AIRFOIL GRILLES, REGISTERS & OUTLETS.
NAME _____
FIRM NAME _____
ADDRESS _____
CITY _____ STATE _____

ALL three USED—




The home of
Edgar J. Kaufmann
at
Bear Run, Pa.

SOSS



St. Luke's Hospital
Bethlehem, Pa.
Architects—
Buckler, Fenhagen,
Meyer & Ayers—
Baltimore

INVISIBLE



North American
Life & Casualty Co
Minneapolis
Architects—
Lang & Raugland
Minneapolis

HINGES!

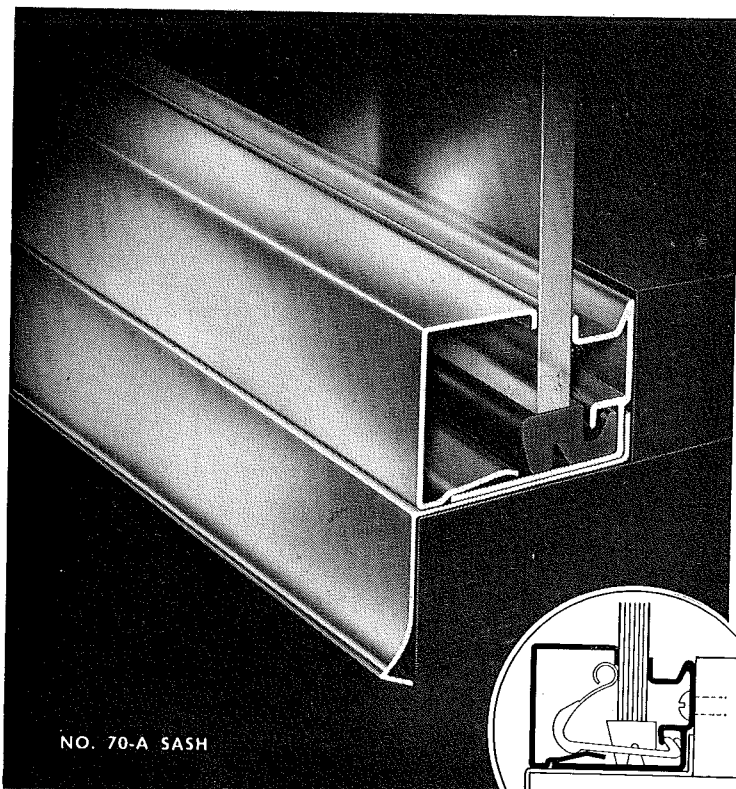
The architects of the home, the office building, the hospital, all used SOSS INVISIBLE HINGES to achieve those smooth, streamlined, harmonious interior effects that are so very necessary to really modern architecture.

Rugged . . . Dependable . . . Long Lasting . . . Time-Tested . . . Invisible. Operating on hardened steel links and roller bearings. That's the hinge that hides itself—THE SOSS INVISIBLE HINGE. The only hinge that is mortised in the door where it is completely hidden from view. Through years of research and testing the Soss Manufacturing Company has developed a weight-rated SOSS HINGE for every type of installation.

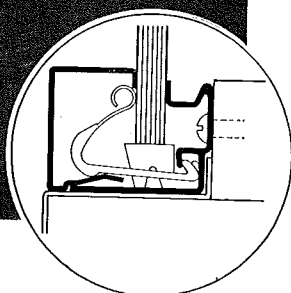
Write for FREE CATALOG that gives complete details, blueprint templates, and the many uses of this modern hinge to . . .



SOSS MANUFACTURING COMPANY
21769 HOOVER ROAD • DETROIT 13, MICHIGAN



NO. 70-A SASH



TWO NEW SASHES


in the
Premier line of
Pittco

Store Front Metal

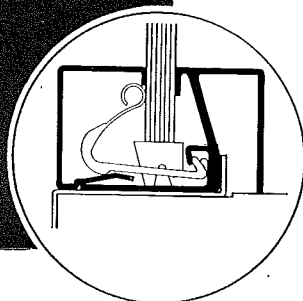
● These single and double-faced sashes (70-A and 72-A) have been added to the Premier line of Pittco Store Front Metal to satisfy requests for a plain rectangular sash for certain modern store fronts. Both sashes can be used with all Premier mouldings, thus offering a multitude of design possibilities.

These additions to the Premier line help to realize Pittsburgh's aim of providing architects and builders with the most complete and most modern selection of store front materials available.

Two complete lines of Pittco Store Front Metal permit you to create a wide range of impressive, sales-winning store fronts. Pittco Premier is light in weight, its sashes provide a shallow reveal for show windows, and are easy and economical to install. Pittco De Luxe is extruded for rugged strength, sharp profiles and a rich, smooth finish. It is ideal for top quality installations.




NO. 72-A SASH



PITTCO STORE FRONT METAL

PAINTS · GLASS · CHEMICALS · BRUSHES · PLASTICS

PITTSBURGH PLATE GLASS COMPANY



THE MUTUAL LIFE BUILDING
55TH STREET, BROADWAY AND 56TH STREET
NEW YORK, N. Y.

Shreve Lamb & Harmon Associates, *Architects*
Turner Construction Co., *General Contractors*
Cuddihy & Huebner Inc., *Plastering Contractors*

**Furred Vertical Duct Enclosures
Fire Protected with**

Schundler
VERMICULITE

PLASTER AGGREGATE

Need fire protection? Use Schundler Vermiculite Plaster Aggregate instead of sand!

Save on structural steel with this light weight insulating miracle.

Write for descriptive literature on Schundler Vermiculite Products — Plaster Aggregate — Concrete Aggregate — Loosefill — Fesco Board Roof Insulation.


F. E. SCHUNDLER & CO., INC.

Joliet, Illinois
504 Railroad St.


Long Island City, New York
46-16 Vernon Blvd.

SUSPENSION UNIT . . .

Oil or Gas!



WITH AN OUTSTANDING LINE OF BOTH OIL AND GAS-FIRED SUSPENSION TYPE HEATERS, J-C COVERS THE FIELD WITH THIS INCREASINGLY POPULAR TYPE OF FURNACE.



J-C GAS-FIRED SUSPENSION UNITS, fan or blower operated, have outputs of 68,000 to 172,000 BTU. Designed and built for performance and long life, the J-C gas fired suspension heater is ideal for heating, ventilating . . . for residential, commercial and industrial applications.

J-C OIL-FIRED SUSPENSION UNITS have outputs of 112,000 to 450,000 BTU. An efficient heater requiring less space than any furnace of its type and rating. Units feature greater heating efficiency with less heating surface . . . due to an exclusive design of ducts and baffles. Ease of installation is a feature—and ready access facilitates servicing.



. . . AMERICA'S LARGEST AND MOST COMPLETE WARM AIR HEATING LINE . . .



A PRODUCT OF
JACKSON & CHURCH COMPANY, SAGINAW, MICHIGAN
WORK WELL DONE SINCE '81


It's new!



... just the right height for children

Here, at last, is a drinking water cooler designed with the child in mind. Architects and school building authorities will appreciate its convenience in school cafeterias. The LO-LEVEL comes in various models for cafeteria use and as a combination cooler and fountain for drinking use.

Just the right height for children. Foot-pedal operation makes it easy for child to hold tray and still fill glass with water. Faster serving, less confusion, low-cost operation.



Write for full information.

THE HALSEY TAYLOR CO., WARREN, OHIO
Largest Exclusive Manufacturer of Drinking Fountains in the World


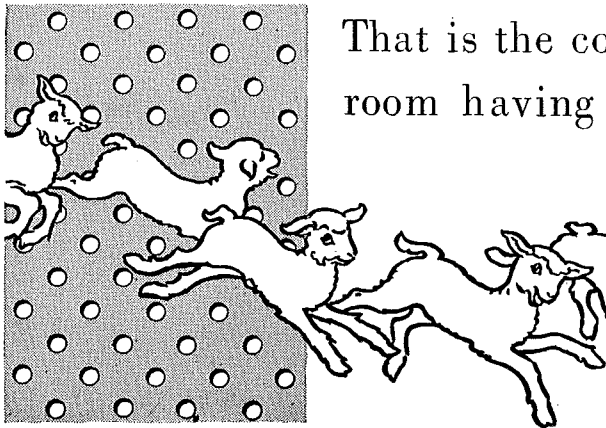
5-4

THE SIMPLE COOLING FOR LITTLE PEOPLE

"Continued mild..... fresh..... agreeable"

That is the constant forecast for any air-conditioned room having **MULTI-VENT LOW VELOCITY DIFFUSION**

T.M. Reg. U.S. Pat. Off.



Truly superb air conditioning comfort is assured by the use of Multi-Vent perforated ceiling diffusion panels. Unlike all other diffusers on the market today, **MULTI-VENT** does not rely on "throw" or "blow" to distribute conditioned air. Duct velocities are so radically reduced within the panel itself . . . diffusion so thorough and rapid that no air movement in excess of ASHVE comfort zone requirements exists more than six inches below the ceiling! Therefore, all problems of outlet location, adjustments for throw and drop to avoid drafts are eliminated. Air Volume delivered through individual panels may be varied and supply reduced as much as 60% in zoned systems without disturbing the balance or affecting the desired spread and radius of diffusion. Moreover, Multi-Vent diffusion can handle greater amounts of air in proportion to room size than any other diffuser and still maintain the most exacting comfort zone requirements.

SIMPLE TO INSTALL in virtually any type of building—new or old . . . quick to balance . . . easy and economical to clean. Complete information and selection data gladly sent in response to your inquiry.



Concealed Multi-Vent Panel exposed by removal of six squares of metal acoustical ceiling.

Inconspicuous Multi-Vent panels installed flush in plaster ceiling around light cove above reception room on the foyer balcony of the Hibbard, Spencer, Bartlett & Co. Building, Evanston, Illinois. Architects and Engineers, Engineering Systems, Chicago.

THE PYLE - NATIONAL COMPANY

**MULTI-VENT DIVISION
1375 W. 37th ST.
CHICAGO 9, ILLINOIS**

PARKWOOD

Decorative

SPECIFIED



Employees' Cafeteria

NEW John Hancock Building

PARKWOOD DECORATIVE was specified by the John Hancock Insurance Co., and their decorators, for all genuine wood veneer plastic table tops used in their huge, modern employee cafeteria. Daily, 3,800 people lunch here in just 2½ hours — mute evidence of the sanitary and indestructible qualities of PARKWOOD DECORATIVE.

many diverse applications

The John Hancock Building contains hundreds of PARKWOOD DECORATIVE genuine wood veneer plastic table tops of diverse woods for use in executive committee rooms, dining rooms, employees' recreation and lounge rooms, as well as for restaurant and library counter tops.

IF YOUR REQUIREMENT IS BEAUTY AND DUTY...

specify

PARKWOOD *Decorative*

For beauty, PARKWOOD DECORATIVE offers a wide variety of genuine wood veneers . . . plus the new three-dimensional patterns, PARKWOOD Pebble-Tex and Stardust — in an attractive range of beautiful colors.

For duty, these beautiful laminated plastic table tops wear indefinitely and are resistant to alcohol, fruit juices, cigarette burns and the usual cleaning chemicals. With PARKWOOD there's no replacement problem!

Inquiries invited for veneers and colors or inlaid designs custom-made in quantity.

Send for our beautiful Kodachrome brochure and price list




Parkwood Corporation

21 Water St., Wakefield, Massachusetts

239

HOSE RACK AND CABINET UNITS



Pictured is one of the 239 units installed in the John Hancock building in Boston . . . including the Elkhart No. 205 Underwriters' Approved Fog Nozzle and Pressure Restricting Valve. The ability of Elkhart to meet the demands of any job, big or small, is quickly shown in our catalog. If you do not have a copy of this handy reference, request yours today.



For Catalog or further information Write Department A




ELKHART BRASS MFG. CO., INC.

ELKHART

INDIANA

MANUFACTURERS SINCE 1902



ELECTRIC Radiant Heat

Means Low-Cost Safe Heat for This \$250,000 California School

★ Floor-type installation of HEATSUM CABLE covers over 30,000 square feet in this new Sequoia Elementary School at Redding, California. HEATSUM CABLE operates at an amazingly low temperature, reduces fire hazard to a minimum, eliminates maintenance and fuel storage. Investigate now for your next job. Specify ROBERSON Heatsum Cable.

Schools Now Using HEATSUM CABLE for Radiant Heat

★ UNION ELEMENTARY SCHOOL, Union, Wn.

★ COULEE DAM ELEMENTARY SCHOOL, Coulee Dam, Wn.

Send for FREE Illustrated Folder

L. N. ROBERSON CO.


1539 East 103rd St.

Seattle 55, Wash.

TRUSCON Series 138 STEEL Double-Hung WINDOWS

can take it!

in residences — where internal — external moisture factors and condensation are present constantly; where airborne acids and corrosive substances must be combated; where structural stresses and strains must be met — *Truscon Series 138 Steel Windows can take it!*



Truscon Double-Hung Steel Windows in Typical Residence




Truscon Double-Hung Steel Windows in Typical River Boat Installation — the William Clark

in railroad cabs — where vibration harmonics can be extremely destructive; where switching operations can deliver severe blows; where fuel and industrial fumes are ever present — *Truscon Series 138 Steel Windows can take it!*



Truscon Double-Hung Steel Windows in Typical Railroad Installation — Piedmont & Northern Railway

Truscon Steel Windows assure the Style, the Strength, the Service You Need

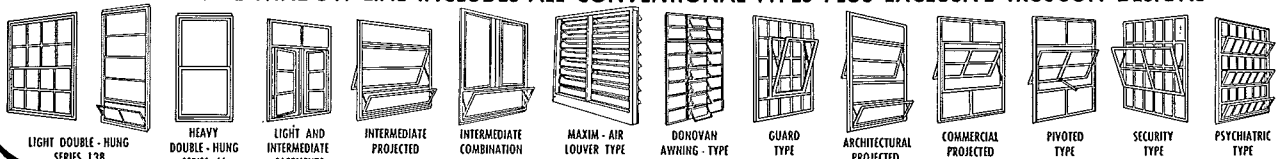


● There is a type of Truscon Steel Window to meet exactly every residential, institutional, office building and industrial need. These Truscon Windows, made by the largest manufacturer of steel building products in the world, offer structural advantages and money-saving features of interest to everyone in the building trades. Write for free illustrated literature.

Truscon Steel Company • Youngstown 1, Ohio

SUBSIDIARY OF REPUBLIC STEEL CORPORATION

TRUSCON'S STEEL WINDOW LINE INCLUDES ALL CONVENTIONAL TYPES PLUS EXCLUSIVE TRUSCON DESIGNS






Radiant heat was no obstacle to the use of this gay, light-reflecting Moultile floor in St. Mary's Home, Dubuque, Ia. Floors throughout the building required 30,000 sq. ft. of special Thos. Moulding Moultile. JOHN FLAD, Architect.

MOULTILE FLOOR RADIATES RADIANT HEAT ... and radiates good cheer

The colorful, attractively patterned floor in this cheerful room is Thos. Moulding Moultile . . . serving with utmost satisfaction over an installation of radiant heat. On this project, asphalt tile was the obvious choice . . . for its beauty, its hard-wearing durability, its economy and easy maintenance. But Architect John Flad wanted assurance that asphalt tile would perform properly in conjunction with radiant heat.

He brought his problem to Thos. Moulding . . . found the perfect solution. Thos. Moulding furnished a special Moultile and a special cement unaffected by the temperatures to which floors are subjected by radiant heat.

Architects are invited to submit the special requirements of every project to Thos. Moulding. Frequently the right floor is already at hand . . . among the wide range of Thos. Moulding Floor Materials. Or, where necessary, standard materials can be modified as needed. Close production control, under laboratory guidance, provides materials with characteristics to meet virtually all specifications. See Thos. Moulding's listing in Sweet's . . . or write for catalog to THOS. MOULDING FLOOR MFG. Co., 165 W. Wacker Drive, Dept. AR-11, Chicago 1, Ill.



Stainless Steel FABRICATED

to your specifications


The vast experience gained by Herring-Hall-Marvin in fashioning precision-finished Stainless Steel equipment of all sorts for banks, hospitals, etc., is at your service.

We are pleased to place at your command the know-how of our experienced team of engineers, designers and skilled craftsmen. Let us help with your Stainless Steel planning—no obligation!

STAINLESS STEEL
Fabrication
DIVISION

**HERRING - HALL -
MARVIN SAFE CO.**
HAMILTON, OHIO

NEW TRADE-WIND SUPER CLIPPER INSTALLS IN CABINET ABOVE RANGE



INSTALLS in a cabinet over the range or in a canopy or soffit. Twin squirrel cage blowers develop 600 CFM *quietly*. All cooking heat, grease and odors are effectively drawn off the range, while ceiling heat also is drawn off through a second upper inlet. Supplied with 2 cleanable metal air filters. Fold-under hood is optional. Can be installed in any cabinet which provides clear space 18"W x 15 3/4"H x 11"D. Cabinet not supplied—both St. Charles and Geneva already provide cabinets to take the Super Clipper. Send coupon for complete details.

Trade-Wind Motorfans, Inc.
5707 S. Main St., Los Angeles 37, Calif.
Please send additional information on
your Super Clipper

Address _____
Name _____



Litecontrol Fixtures are Eye Insurance

at THE AMERICAN INSURANCE GROUP
New York City

You'll find it's always good policy to recommend Litecontrol fixtures to your customers. No question about it—you'll be doing them, and yourself, a real favor. For instance, they'll like the flood of glareless light that will speed sales and increase office efficiency. And they'll like the low power bills, the smart designs, the extra-sturdy construction.

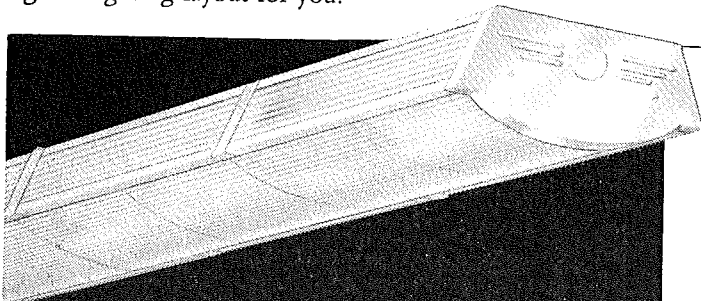
Naturally, their satisfaction will mean better future business for you. So, why not specify Litecontrol units on your next job? If you like, we'll help by making the lighting layout for you.

Lighting Equipment: 77 Litecontrol
No. 9234 surface-type fixtures

Spacing: 10 foot centers

Lamps per fixture: 4-40 watt, 4500°
white F.

Footcandles: 35 in service
(average)



This Surface-type Lens Unit . . .

. . . used so successfully at The American Insurance Group office . . . is optically engineered to give ceiling-reflected light as well as intensive downward illumination. Available for either two or three 40 watt fluorescent lamps. Write today for new catalog.

Cat. No.	No. of Lamps	HOUSING			Approx. Ship. Weight
		Length	Width	Height	
9224	2-40W	48½"	15"	6¾"	46 lbs.
9234	3-40W	48½"	15"	6¾"	51 lbs.

End Caps — 9200-3

LITECONTROL CORPORATION

36 PLEASANT STREET, WATERTOWN 72, MASSACHUSETTS

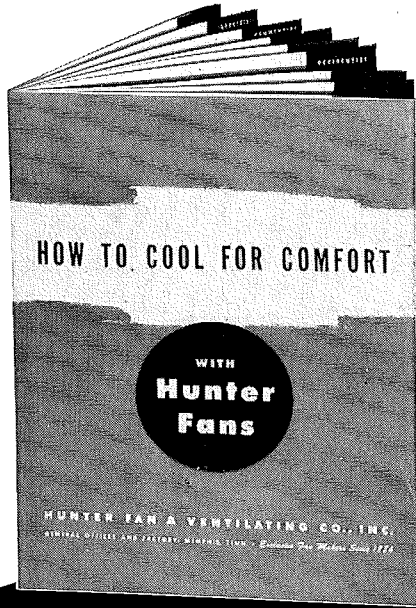
DESIGNERS, ENGINEERS AND MANUFACTURERS OF FLUORESCENT LIGHTING EQUIPMENT DISTRIBUTED ONLY THROUGH ACCREDITED WHOLESALERS



LITECONTROL
Fixtures

KEEP UPKEEP DOWN

36 pages of technical data



Know the Answers ON COOLING AND VENTILATING

■ This helpful new booklet gives the "how" and "why" of comfort cooling with moving air. It covers selection and installation of ventilating and cooling systems for all types of homes, as well as commercial and industrial areas. Liberally illustrated with drawings, charts and photos. Mail coupon below for your free copy.

For over 63 years Hunter has specialized in the manufacture of fans. The complete Hunter line includes Package Attic Fans, Belt-Driven Fans, Window, Pedestal, Ceiling, Oscillating and Exhaust Fans.

There's no finer fan than a Hunter. See our section in Sweet's Files. Hunter Fan & Ventilating Co., Inc., Memphis, Tenn.

Hunter Fans

SINCE 1886

Mail for free copy

HUNTER FAN & VENTILATING CO.
396 S. Front St., Memphis, Tenn.

Please send copy of "How to Cool for Comfort" to:

Name.....

Address.....

City and State.....

GENERAL CONTROLS



Takes the MANUAL out of Controls

They're Automatic!

For all Pressure, Temperature, Level and Flow Control applications using all kinds of gases, liquids, and air.

It's profitable! Because antiquated automatic or manually operated controls hold down your profits! That's true whether you are a manufacturer, wholesaler, dealer or user.

- "ALL-GAS" CONTROL SYSTEMS
- AIRCRAFT CONTROLS, ELECTRIC
- AUTOMATIC SAFETY SHUT-OFF VALVES
- MOTOR OPERATED VALVES
- MAGNETIC GAS VALVES
- SOLENOID VALVES
- THERMOSTATIC CONTROLS & CONTROL SYSTEMS
- GOVERNOR-TYPE VALVES
- HI-LOW-OFF VALVES
- DIAPHRAGM VALVES
- LIMIT CONTROLS
- ELECTRIC TIME SWITCHES
- REFRIGERATION VALVES
- GAS REGULATORS
- LOW WATER CONTROLS
- STRAINERS, RELAYS
- TRANSFORMERS, SWITCHES
- PORTABLE EQUIPMENT CONTROLS
- MACHINE TOOL CONTROLS



T-70 THERMOSTAT



G-1 MOTOR OPERATED VALVE



V-300 GAS REGULATOR



K-10 MAGNETIC LEVER VALVE



B-60 GAS VALVE



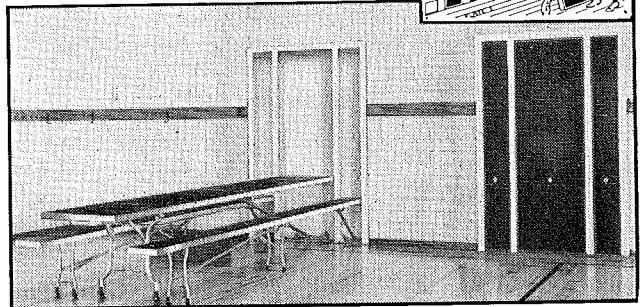

B-50 DIAPHRAGM VALVE

GENERAL CONTROLS

Manufacturers of Automatic Pressure, Temperature, Level & Flow Controls

Factory Branches: Birmingham (3), Boston (16), Chicago (5), Cleveland (15), Dallas (2), Denver (10), Detroit (8), Glendale (1), Houston (6), Kansas City (2), New York (17), Oklahoma City (1), Philadelphia (40), Pittsburgh (22), Seattle (1), San Francisco (7), St. Louis (12) • DISTRIBUTORS IN PRINCIPAL CITIES

Save Space!



MAKE LUNCHEON AREAS SERVE DOUBLE DUTY!

In wide use nationally. Easy to install in new or existing buildings. Roll out complete lunchroom for 200 in 8 minutes. Write for details.

SCHIEBER MFG. CO.
12728 Burt Rd.
Detroit 23, Mich.

In-wall

FOLDING TABLES & BENCHES



Always a Good (Insurance) Policy:

NORTON Non-Slip FLOORS

A good insurance policy is a sound investment in protection. The John Hancock people knew this because insurance has been their business for 87 years. Their new home office building is convincing testimony of a sound policy to make a long term investment in protection. Elevator lobby floors and all stairs have been made permanently non-slip by using ALUNDUM Terrazzo Aggregate. Even when wet these surfaces will be slip-proof and where foot traffic is severe, durability has been increased greatly by adding diamond-hard ALUNDUM Aggregate.

In stores, factories and office buildings, eliminate the hazard of falls by slipping. For permanent non-slip protection in terrazzo, cement, tile or mosaic floor and stair surfaces, invest in long-wearing Norton Non-Slip Floors.

*See our catalog in Sweets or write for free catalog to
Norton Company, Worcester 6, Mass.*



In the elevator lobbies and on the stair treads of John Hancock Insurance Company's new office building, permanent protection against slipping and increased resistance to wear have been attained by the always sound policy of investing in Norton Non-Slip Floors.

Photos by A. F. Lydiard

NORTON COMPANY, WORCESTER 6, MASS., U.S.A.

Pick the wood preservative best suited for your needs

NEW DU PONT COPPERIZED CZC (Chromated Zinc Chloride)

This new, salt-type wood preservative offers all these advantages:

- LONGER-LASTING TERMITE REPELLENCE
- LONGER-LASTING DECAY RESISTANCE
 - Fire retardance
 - Cleanliness
 - Odorless
 - Safe to handle
 - Easy to paint

These six significant tests show the effectiveness of new Copperized CZC: leach block test, hardware corrosion test, accelerated service test, pilot plant treatments, strength tests and glow tests.

STANDARD DU PONT CZC (Chromated Zinc Chloride)

A favorite for many years, this time-tested wood preservative offers all these advantages:

- ECONOMICAL FIRE RETARDANCE
 - Decay resistance
 - Termite repellence
 - Cleanliness
 - Odorless
 - Safe to handle
 - Easy to paint

Regardless of what your wood preserving problem may be, we suggest consulting your nearby wood preserver. E. I. du Pont de Nemours & Co. (Inc.), Grasselli Chemicals Department, Wilmington 98, Delaware.

MAIL COUPON NOW

for complete facts about these two outstanding Du Pont wood preservatives.



REG. U. S. PAT. OFF.

BETTER THINGS FOR BETTER LIVING
... THROUGH CHEMISTRY

E. I. du Pont de Nemours & Co. (Inc.) A.R. 1
Grasselli Chemicals Department
Wilmington 98, Delaware

Please send me information on Copperized CZC and standard CZC.

Name _____ Title _____
Firm _____
Street _____
City _____ State _____

EMPLOYMENT OPPORTUNITIES AVAILABLE

Advertising rates on request

Positions Open

PROGRESSIVE LONG ESTABLISHED OFFICE: whose practice includes educational, hospital, church, and commercial work has immediate need for experienced architect or senior architectural draftsman, age around 35 to 45. Permanent position opportunity. State education, experience record, availability, salary and family status. Jameson & Harrison, Madison Theater Building, Peoria, Illinois.

WANTED: Specifications Writer. University of Illinois is now seeking a man familiar with maintenance, construction, and alteration work. University graduate preferred. The position is permanent and provides vacation, sick leave, retirement and other benefits. Apply — 809 South Wright Street, Champaign, Illinois.

WANTED: Experienced architects or senior draftsmen and specifications writer by midwestern architectural firm engaged in educational planning in several states. Permanent positions under management progressive in both design and personnel relationships. Submit full details as to qualifications. Box 439, *Architectural Record*, 119 W. 40th St., New York 18.

ARCHITECTURAL, ELECTRICAL, MECHANICAL, STRUCTURAL: men for immediate permanent employment in drafting room positions as job captains and squad leaders. Do not apply unless well qualified for work on building construction. State schooling, experience and salary expected. Leo A. Daly Co., 633 Insurance Bldg., Omaha, Nebr.

EXCEPTIONAL OPPORTUNITY: for two qualified architectural men in Mid-South area. One well versed in design, delineation and one in practical detailing. Box 440, *Architectural Record*, 119 W. 40th St., New York 18.

TECHNICAL ARCHITECTURAL SALES: Leading manufacturer of tiles has exceptional lifetime opportunity on its mid-west sales force for a young man with architectural college training. Position involves contacting architectural engineers and contractors. Increasing responsibility with ultimate prospect of becoming district sales representative. Some experience in architectural engineering or construction work desirable. Must be willing to travel. Salary open. All replies treated confidentially. Must contain complete information regarding experience, education and personal background. State salary requirements. Client of Robert N. McMurry and Co., 332 South Michigan Ave., Chicago 4, Ill.

ARCHITECTURAL FIRM IN BUFFALO, N. Y.: requires the services of experienced architectural draftsmen capable of preparing working drawings from sketches. Good starting salary for qualified men. Box 441, *Architectural Record*, 119 W. 40th St., New York 18.

EXPERIENCED DRAFTSMAN: who can make working drawing for "Contemporary," commercial and public buildings. Send sample print of working drawing and all information. Sam'l G. Wiener and Associates, Commercial Bank Building, Shreveport, Louisiana.


ARCHITECTURAL ENGINEER: Experienced on working drawings, structural and architectural details. Permanent position with partnership opportunity in small well-located architect's office in Pacific Northwest. General practice with excellent future. Variety of work with supervision. Give complete detailed information. Box 442, *Architectural Record*, 119 W. 40th St., New York 18.

(Continued on page 242)


PUT CLIENTS ON THE RIGHT FOOTING...



All through the House!




A good first impression is a foregone conclusion when you specify Flexachrome* for the foyer. Big black and white tiles in a sharp, clear checkerboard pattern make a striking entrance, as durable as it is beautiful . . . as easy to clean as it is easy to look at.



Here's a kitchen combination that will put spring in the housewife's step, a song in her heart. Bold stripes of green and white with coral feature strip on the Flexachrome floor. The same coral is picked up in Mura-Tex* companion colors for the walls.



Help your clients start the day right in this All-American bathroom of red, white and blue. Anything from "Singin' in the Bathtub" to "Yankee Doodle Dandy" is right on key here. Custom-cut inserts, as in the floor above add the individuality every home-owner wants.



Put a plaid pattern of Mura-Tex on the wall. Build a shuffleboard into the Flexachrome floor. Make a table from a lolly column. Presto! you've designed a playroom a millionaire would be proud to own . . . and one almost every client can afford.

Just look at the advantages you *build right into* floors and walls . . . when you specify Flexachrome and Mura-Tex.

Color! . . . a whole prism of sharp, clear companion colors, that are scientifically blended so that you can harmonize or contrast Flexachrome and Mura-Tex perfectly. *Design* is almost unlimited, due to tile-at-a-time installation . . . a wide variety of sizes . . . and custom-cut inserts. *Easy, economical maintenance* enables today's

"busy" housewives to keep floors and walls at their sparkling best with a minimum of effort. *Durability* . . .

*Registered Trademark, The Flintkote Company

Tile-Tex

PLASTIC-ASBESTOS

FLOORS AND WALLS

everywhere in the house . . . is assured because these plastic-asbestos tiles are truly greaseproof.

These are only a few of the outstanding qualities of these modern floor and wall materials. They're yours to use . . . right at your pencil's point. See Sweet's for full information, or write us. We'll rush complete data and specifications.

THE TILE-TEX DIVISION, The Flintkote Company, Chicago Heights, Illinois.

The Most Economical Passenger Elevator

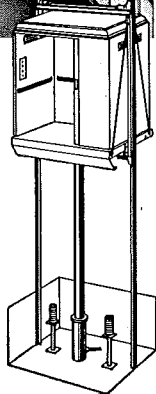
For 2, 3, or 4 stories



■ Several advantages are gained in using Oildraulic Passenger Elevators:

(1) You do away with the costly, unsightly penthouse that interferes with building design. (2) The lighter shaftway structure used with the elevator "that's pushed up" means a substantial saving in construction costs. The powerful hydraulic jack supports the elevator and its load. (3) The compact electric power unit requires no special machine room.

The new, pulsation-free Rota-Flow pump makes Oildraulic Elevators the smoothest operating and quietest of all hydraulic elevators. Mail the coupon below for full data.



Mail coupon for new data file


ROTARY LIFT CO.,
1011 Kentucky, Memphis, Tenn.

Send complete data on Oildraulic Elevators to:

Name.....

Address.....

City & State.....



Rotary®

Oildraulic Elevators

EMPLOYMENT OPPORTUNITIES AVAILABLE

Advertising rates on request

(Continued from page 240)

Positions Sought

STRUCTURAL DESIGN WORK: on a fee or hourly basis; Engineer registered in Indiana and Michigan with other registrations pending. Thirteen years architectural and engineering experience includes power plants—Industrial and commercial structures—stores and homes. Box 443, *Architectural Record*, 119 W. 40th St., New York 18.

ARCHITECTURAL DESIGNER: Capable handling any jobs, large or small. First sketches to high grade completed working drawings and details. All classes buildings. Box 444, *Architectural Record*, 119 W. 40th St., New York 18.

CONSULTING ELECTRICAL ENGINEER: Professional license. Design, specifications and supervision for industrial and commercial buildings, power plants, distribution systems, communications, illumination, etc. Also technical writing and furnishing of completed manuals, including printing, for electronic, electrical and mechanical equipment. Per diem or fee basis. Box 445, *Architectural Record*, 119 W. 40th St., New York 18.

ARCHITECTS FIELD REPRESENTATIVE OR CLERK OF THE WORKS: Can handle jobs up to \$5,000,000 alone. Excellent references on Schools, Factory Buildings and Hospitals. Box 446, *Architectural Record*, 119 W. 40th St., New York 18.

ARCHITECTURAL DRAFTSMAN, JUNIOR: 2½ years' experience in shops, stores, showrooms, small homes, hotels. B.A. fine arts; working toward B.Arch. at Columbia. Desires position with progressive New York architect. Reply Box 447, *Architectural Record*, 119 W. 40th St., New York 18.

NOW AVAILABLE a limited REPRINT EDITION of the 424-Page

BENJAMIN CATALOG OF LIGHTING EQUIPMENT



This is a revised reprint of the same Benjamin Catalog which has been generally accepted as the most complete and authoritative encyclopedia on industrial and utilitarian lighting equipment. It includes a new 32-page section of Planned Lighting Application Data with lay-out suggestions, co-efficients of utilization and short-cut tables on Benjamin Lighting Equipment.

The expense of preparing this catalog has limited the number of copies which could be reprinted and makes it necessary to restrict its distribution to those architects, engineers, electrical contractors and others who are required to make either constant and repeated reference to Benjamin Listings or Benjamin Lighting Equipment Data. If you have need for this information, please make your request on your firm letterhead and give full name, title or occupation, department, company, street address, zone and state. Mail request to Benjamin Electric Mfg. Company, Department Q-1, Des Plaines, Illinois. There is no charge or obligation.

This Benjamin 424-page book contains complete up-to-date information, descriptions, specifications and illustrations on more than 2,000 different Benjamin Products including:

- Incandescent Industrial Lighting Equipment and Reflectors
- Fluorescent Lighting Units
- Mercury Lighting Equipment
- Explosion-Proof and Dust-Tight Lighting Units
- Vapor-Tight Units
- Floodlights
- Luminous Louvered Lighting Systems
- Fittings and Sockets
- Signal Horns and Relays

BENJAMIN

Lighting Equipment

Sold Exclusively Through Electrical Distributors

4018



No matter how you fabricate it TONCAN IRON RESISTS RUST

Stays on The Job Year After Year

It's a fact! TONCAN IRON fabricates easily and uniformly. You can bend it, cut it, shear it, form it, punch it, rivet it, solder it, weld it—and still it offers the *highest rust resistance of any ferrous material in its price class.*

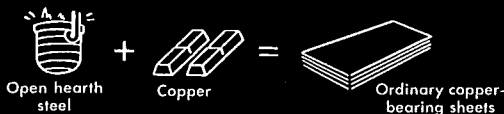
The reason: TONCAN is an *alloy* iron, made from highly refined open hearth iron alloyed with copper—twice as much as is in copper-bearing steel—plus molybdenum to bring out the full effectiveness of this extra copper. Thus, its superior rust-resistance is not just a surface quality, but extends *all the way through the sheet*, and is unaffected by normal fabrication.

Its cost? Initially, very little more than plain or copper-bearing steel when you figure the total labor-material-haulage costs of any sheet metal job. Actually, because it resists rust and stays on the job year after year, TONCAN IRON costs the building owner less in the long run.

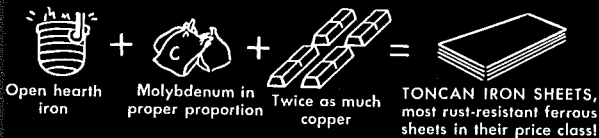
For more than forty years, architects have been specifying TONCAN IRON for all types of sheet metal work. Refer to your current Sweet's Architectural File for more details on this economical, long-lasting material, or write us for full information.

Here's the story

COPPER-BEARING STEEL



TONCAN IRON



Republic



TONCAN COPPER MOLYBDENUM IRON

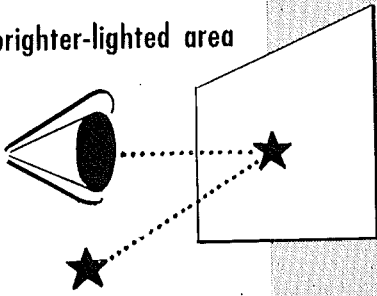
— for ducts, gutters, conductor pipes, roofing, siding, tanks, ventilators, skylights, hoods and other sheet metal applications requiring rust-resistance — and for corrugated metal drainage products.

REPUBLIC STEEL CORPORATION

GENERAL OFFICES:
CLEVELAND 1, OHIO


Export Department:
Chrysler Building, New York 17, N.Y.

From the
brighter-lighted area



IT'S A MIRROR!

From the
less brightly-lighted area



IT'S TRANSPARENT

Transparent Mirror

... a unique glass with almost unlimited
practical and decorative uses

How is it possible for one piece of glass to be both? L·O·F's Transparent Mirror has a thin chrome alloy coating on one side, permitting a reflection of about 50%. When the light is brighter on the observer's side, he sees a reflection... when it is brighter on the opposite side, he sees right through the glass.


Your own imagination will suggest many places where this unique glass can be used for practical and decorative uses. Already it has been installed for special decorative effects in hotels and theaters... for attention-getting displays in stores... for one-way vision panels between restaurant kitchens and dining rooms, and in residence doors.

For full information, write to Liberty Mirror Division, Libbey-Owens-Ford Glass Company, 69119 Nicholas Bldg., Toledo 3, O.

Libbey-Owens-Ford
Mirropane*
TRANSPARENT MIRROR

LIBERTY MIRROR DIVISION

Libbey-Owens-Ford Glass Company



Jerome Robert Cerny, Archt.

To be assured of the widest choice of artistic designs, finest materials and superior workmanship in every detail—

Paul W. Drake, Archt.

Specify "Metal Work by FISKE"

Visit our show room display of Ornamental Iron Works: Verandas, Balconies, Railings, Entrances—or write for catalog.

J. W. FISKE Iron Works

80 Park Place • Dept. 10 • New York 7, N. Y.
ESTABLISHED 1858

Sponges
Metal Polish
Weed Killers
Rust Removers
Floor Squeegees
Bar Soap
Insecticides
Paper Towels
Drain Openers
Aerosol Bombs
Cleaners
Map Wringers
Dust Cloths
Sterilizers
Floor Seals
Rodenticides
Steel Wool
Garbage Cans
Deodorants
Soap Chips
Chamois
Germicides
Toilet Seat Covers
Liquid Soaps, Etc.
Everything for better cleaning.



The specialized knowledge and experience of the janitor supply house displaying the National Sanitary Supply Association Emblem will prove helpful to you in the proper selection and use of the latest and most efficient equipment and supplies for speeding up your cleaning, maintenance and sanitation program. Proper supplies, equipment and methods *definitely* reduce cleaning costs!

Buy
with Confidence
from the Janitor
Supply House
Displaying the
N.S.S.A.
Emblem

NATIONAL SANITARY SUPPLY ASSOCIATION

(INCORPORATED NOT-FOR-PROFIT)

National Headquarters: 139 North Clark Street, Chicago 2, Ill.
Leo J. Kelly, Executive Vice President

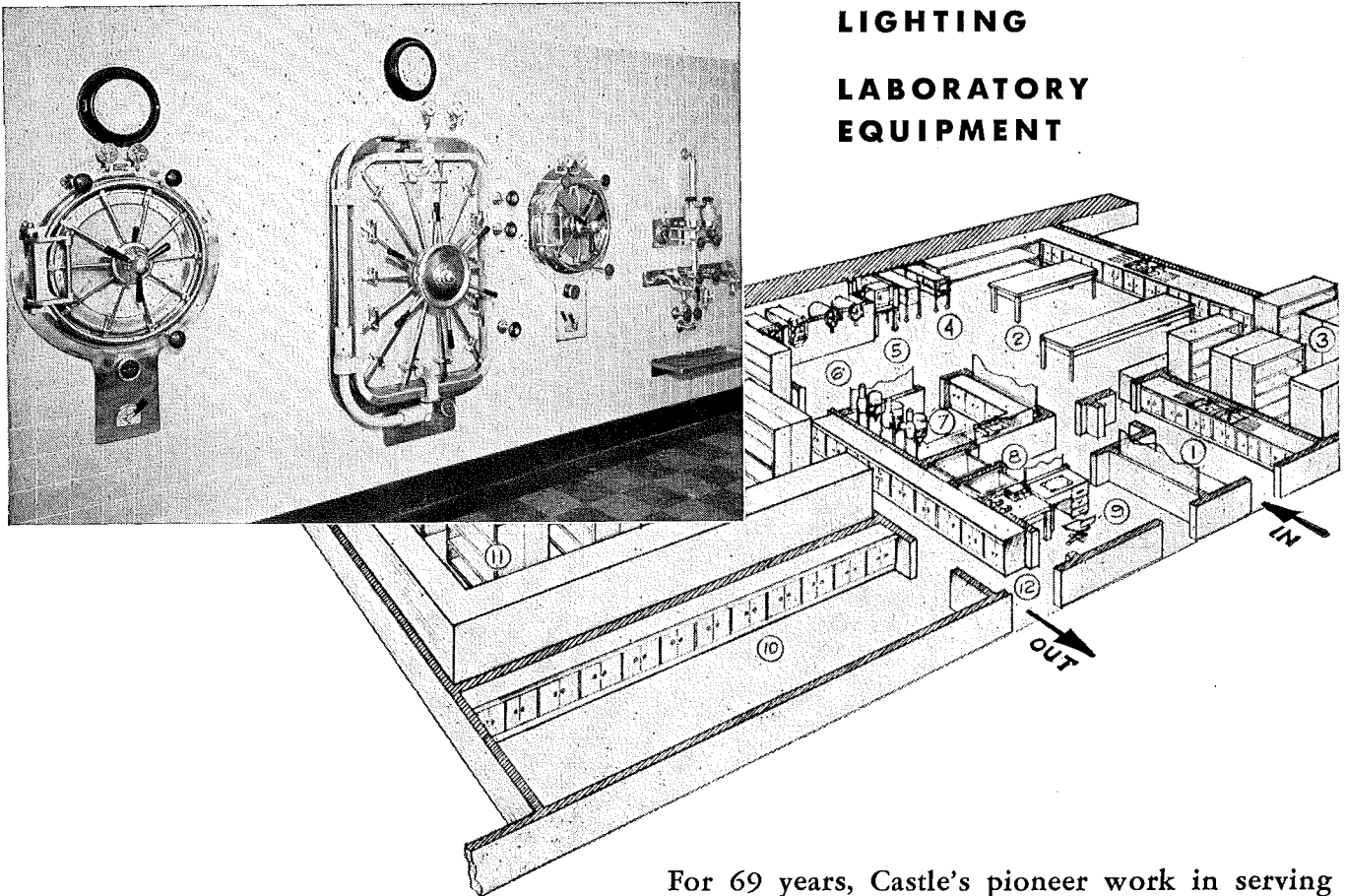
FOR HOSPITAL ARCHITECTS...

A Planning Service To Help In Laying Out...

**STERILIZATION
FACILITIES**

**SURGICAL
LIGHTING**

**LABORATORY
EQUIPMENT**



1 Clean-up Room. 2 Work Room. 3 Bulk Storage. 4 Transfer Carriages. 5 Castle No. 320 Dry Heat Sterilizer - Electric. 6 Rectangular and Dressing Sterilizers. 7 Solution Room. 8 Dumb Waiters. 9 Supervisor's Office. 10 Equipment Room. 11 Sterile Storage. 12 Distribution.

For 69 years, Castle's pioneer work in serving hospitals has resulted in representative installations *everywhere*.

This experience qualifies us to help you develop your hospital project in these critical fields: sterilization facilities, surgical lighting, and laboratory equipment.

Our Architectural Service is available to you without obligation . . . to help you plan modern, functional installations of hospital lights and sterilizers. Write: Wilmot Castle Company, 1258 University Ave., Rochester 7, N. Y.


Castle LIGHTS AND STERILIZERS

TRUSS DOORS

Absolutely warp-proof and with a guarantee to back it up — that's Truss Door*, the greatest door development in many years.

Truss Doors are hollow core, birch faced flush doors with an integral truss that holds them in permanent alignment. Save on installation with straight doors, save on replacements with doors that stay straight.

*Pat. Applied For.



WILL NOT WARP

After receiving their final adjustment at the factory, Truss Doors can be stored or hung with assurance that they will always retain their original shape.


Truss Doors can be hung from either side with either end up. They go in faster because there is no need to relocate hinges to compensate for warpage. Big lock blocks on both sides make it easy to install hardware, too.

Finish? It's really beautiful. Fine birch veneer face sheets, either one piece or harmonizing matched veneers.

We can't begin to tell you of all the many features that make Flush Doors ideal for every building application. For the complete story, write for our comprehensive folder.

**Truss Door Division
KENNEBEC, INC.
BINGHAM, MAINE**

YOU CAN BE SURE... IF IT'S **Westinghouse**



Valuable Planning Help . . .

Packed with simple practical data to help architects develop plans that assure efficient, economical application of electrical equipment, regardless of size or type of house.

Explains the Four Degrees of Electrical Living, summarizes them to make it easy to apply the principal to your houses.

Gives basic kitchen planning data for an "Economy Kitchen" that is minimum in space and equipment requirements, and an "Ideal Kitchen" that offers an arrangement of equipment, counter and storage space for the homemaker who wants the best.

Contains suggestions for laundries designed for maximum use of space, and convenience.

Shows wiring, and construction details for wiring and lighting, with illustrations.

Gives planning data for wiring and lighting; also sizes and installation requirements of electric appliances and equipment for the home.

**SEND FOR
Free
Booklet**

BETTER HOMES BUREAU
Westinghouse Electric Corporation
P. O. Box 868, Pittsburgh 30, Pa.

Gentlemen: Please send me a copy of your new book
Planning Homes for Electrical Living — B-4326.


Name.....

Street.....

City.....Zone....State.....

LONE STAR CEMENTS

COVER EVERY CONSTRUCTION NEED



LONE STAR PORTLAND CEMENT

for concrete of outstanding quality in all types of construction

'INCOR' 24-HOUR CEMENT

America's FIRST high early strength Portland Cement — saves time, cuts costs

LONE STAR MASONRY CEMENT

The modern masonry cement, for really great job performance

*Reg. U. S. Pat. Off.

LONE STAR CEMENT CORPORATION

Offices: Albany • Bethlehem, Pa. • Birmingham • Boston • Chicago • Dallas
Houston • Indianapolis • Jackson, Miss. • Kansas City, Mo. • New Orleans
New York • Norfolk • Philadelphia • St. Louis • Washington, D. C.


it's new . . . it's

SHEETROCK

T. M. Reg. U.S. Pat. Off.


it's the laminated

DOUBLE-WALL SYSTEM



extra fire protection

Gypsum fights fire—it will not burn. Think of the protection two layers provide!



extra sound resistance

This double thickness also greatly reduces transmission of noise between rooms.




extra strength

Walls and ceilings are more rigid, more resistant to normal framework movement.

Undeniably, here's one of the finer methods for building walls and ceilings. It's Laminated SHEETROCK—the modern double-wall system featuring two layers of this famous, fireproof gypsum wallboard. It offers all the outstanding advantages of regular SHEETROCK—fast erection, any decoration, early occupancy—plus the four important extras shown.

Before you specify, investigate this up-to-date dry-wall construction method. It's something *really new, really advanced* in walls and ceilings. Your U.S.G. representative has complete details, or write direct.



extra beauty

Laminated SHEETROCK interiors are smooth, remain practically crack-free.



United States Gypsum

For Building • For Industry

Gypsum • Lime • Steel • Insulation • Roofing • Paint

WIN \$1,500!

Architects! Here's your chance to win one of the cash awards totaling \$5,000 — for the most interesting and practical new design for an eight-family garden-type apartment building of wood frame construction.

Open to:

Architects, Designers, Draftsmen and Senior Students. Competition closes January 15, 1950 . . . prizes awarded March 15, 1950.

The Problem:

We believe many existing housing problems can be solved both economically and satisfactorily with a well-integrated combination of (1) the low-cost garden-type of structure with (2) traditionally low-cost wood construction.

This competition is intended to demonstrate how well architectural grace, beauty and originality can be expressed in a multi-family dwelling designed in wood.

The Prizes:

MAJOR AWARDS

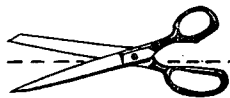
First Prize\$1,500
 Second Prize\$ 750
 Third Prize\$ 500
 Honorable Mention
 10 Awards at \$100 each.

STUDENT AWARDS

First Prize\$500
 Second Prize\$250
 Third Prize\$150
 Honorable Mention
 7 Awards at \$50 each.

Enter Now!

For entrance application and contest rules, just fill out the coupon below. This competition is approved by the Committee on Competition of the American Institute of Architects.



Contest Secretary
 Wood Garden Apartment Design Contest
 c/o Timber Engineering Company (Sponsor)
 1319 - 18th Street, N. W., Washington 6, D. C.

Please send me entrance application form and contest rules for design of Suburban Apartment.


NAME

FIRM (OR SCHOOL).....

ADDRESS

CITY..... STATE.....


CREATIVE HANDS



use

PHOTO MURALS

WEST-DEMPSTER CO.
 100 West Lyon St.
 Grand Rapids 2, Mich.



One of Hendrick's
Distinctive Grille Designs

THIS attractive grille is the 2-inch Square Link, one of the hundred different designs in which Hendrick perforated metal grilles are available.

Made in heavy-gauge aluminum, brass, bronze, copper, Monel, steel and stainless steel, Hendrick Grilles have ample open areas, are entirely free from burrs and other imperfections, and are uniformly flat, thanks to an exclusive Hendrick manufacturing process. Write for Hendrick Grille Catalogue.



Perforated Metals
 Perforated Metal Screens
 Architectural Grilles
 Mitco Open Steel Flooring,
 "Shur-Site" Treads and
 Armorgrids


HENDRICK
Manufacturing Company
 38 DUNDAFF STREET, CARBONDALE, PA.
 Sales Offices in Principal Cities

for appearance...



*Simple, unobtrusive design
blends with any architectural treatment.*

for performance



*Adjustment features insure
positive control of air movement.*

Kno-Draft

*... adjustable air diffusers
help solve problems
of both form and function.*

FREE HANDBOOK—Send for FREE copy of new handbook on air diffusion. Complete information on Kno-Draft Adjustable Diffusers and all necessary engineering data to help you create "custom-made" air patterns. Just fill in and mail the coupon.

W. B. CONNOR ENGINEERING CORP.

Air Diffusion • Air Purification • Air Recovery

112 East 32nd Street  New York 16, N.Y.

IN CANADA: Douglas Engineering Co., Ltd., 190 Murray Street, Montreal 3, P. Q.

W. B. CONNOR ENGINEERING CORP.

Dept.S-80, 112 East 32nd Street, New York 16, New York

Please send my FREE copy of the new Kno-Draft Handbook on Adjustable Diffusers.

Name.....

Position.....



Company.....

Street.....

City..... Zone..... State.....

FUNCTIONAL

straight through
to the hardware



Architect:
John W. Maloney

General Contractors:
Henry George & Sons

Russwin Unit Locks in Enfield Design first choice for outstanding new Washington State College Library!

With functionalism the keynote of this modern college library, Russwin Unit Locks were the logical first choice.

Russwin Unit Locks are much easier to install. No mortising or deep cuts are necessary—which saves time, labor and money.

Russwin Unit Locks practically eliminate maintenance problems. You can depend on them for years of trouble-free service.


Good reasons why leading architects—coast-to-coast—are specifying Russwin Unit Locks for their most important jobs. Good reasons why *you* can make no wiser choice for the next apartment, office or public building you design. Russell & Erwin Division, The American Hardware Corp., New Britain, Conn.

SINCE 1839

RUSSWIN

DISTINCTIVE HARDWARE

Recognized Everywhere!



**IT'S HAWS FOR HIGHEST
QUALITY**

- Best Materials
- Finest Workmanship
- Trouble-free Valves and Fittings
- Complete Sanitation


Write today for '49 HAWS Catalog.
Specify HAWS—and be sure!

HAWS SANITARY DRINKING FOUNTAINS
ELECTRIC WATER COOLERS

HAWS DRINKING FAUCET CO.

1441 FOURTH STREET (Since 1909) BERKELEY 10, CALIFORNIA
Agents and Sales Representatives in All Principal Cities

Why Pipe Heat All Over?



**DRAVO Counterflo
HEATERS**

*make it where
it's used...*

Why waste cash on costly distribution systems to pipe heat all over your plant? Dravo Counterflo Heaters *make it right where it's used*, blanket working areas of 4,000 to 20,000 sq. ft. per unit with production-stimulating warm air.

Counterflo Heaters also provide ventilating air in summer. 100-150-foot air throw; no ducts needed for large open areas. Oil or gas-fired, readily converted. 80-85% efficiency. Only power, fuel and vent connections required for installation. Stainless steel combustion chamber, rugged mill-type construction, AGA approved and UL listed. Reported total installed cost 50 to 66% less than wet-type systems. Ask for Bulletin DI-523

DRAVO CORPORATION

DRAVO BUILDING, PITTSBURGH 22, PA.

Sales Representatives in Principal Cities

Mfd. and Sold in Canada by Marine Industries, Ltd., Sorel, Quebec



in hotels...



and in cables...

“LONG LIFE IS THE TRUE PROOF OF *Service*”*

* motto of HOTEL GIBSON, CINCINNATI,
celebrating 100 years of hospitality




36 YEARS OF SERVICE is the record of these Okonite cables. Despite puncture in conduit—which was apparently made with a star drill at least 25 years ago—the cables continued to function perfectly although jammed in conduit at that point.

► Dedicated to “that extra service which means so much,” Cincinnati’s famous Hotel Gibson this year celebrates its 100th Anniversary. Its motto: “Long life is the true proof of service.”

In connection with its anniversary, the Hotel Gibson recently made certain wiring changes, necessitating pulling out an amount of the old cable, installed in 1913. Examination showed the cable to be Okonite—in such good condition that it will be re-used.

“Notice how pliable the rubber insulation still is and how it adheres to the well-coated conductor,” writes Superintendent Albert Buenger, of the Hotel Gibson. “Conductors, insulation and braid are still in excellent condition. The appearance of this 36-year-old cable is such that anyone would say it had only been recently manufactured. We are planning to use it over again where lengths are suitable, and tests show we’ll make no mistake doing so.”

Yes, long life *is* the true proof of service—in cables as well as hotels. The performance record of these and many other Okonite wires and cables proves that using the best cable is always your best policy—and especially in these days of high installation costs. You can get full information on the time-tested features of Okonite insulated wires and cables by writing to The Okonite Company, Passaic, N. J.




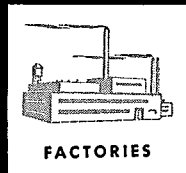

OKONITE



insulated wires and cables

THE BEST CABLE IS YOUR BEST POLICY

Complete confidence




The Architect who specifies Church Mol-Tex seats does so with complete confidence.

In schools, factories, hotels, public buildings . . . wherever rugged durability and low maintenance are prime considerations . . . there can be no other choice.

Never need replacing. The first cost is the last cost.

No. 9900
Church
Mol-Tex Seat



Church Seats

"THE BEST SEAT IN THE HOUSE"

C. F. CHURCH MFG. CO., HOLYOKE, MASS.
Division of AMERICAN RADIATOR & Standard Sanitary CORPORATION

Serving home and industry: AMERICAN-STANDARD • AMERICAN BLOWER • CHURCH SEATS • DETROIT LUBRICATOR • KEWANEE BOILER • ROSS HEATER • TONAWANDA IRON

INDEX TO ADVERTISEMENTS

MANUFACTURERS' PRE-FILED CATALOGS
 Symbols "a", "b", and "e" indicate that catalogs
 of firms so marked are available in Sweet's Files
 as follows:

a—Sweet's File, Architectural, 1949
 b—Sweet's File for Builders, 1949
 e—Sweet's File, Engineering, 1949

ab Accurate Metal Weatherstrip Co., Inc.	176	ae Grinnell Company, Inc.	169	a Pittsburgh Paint Co.	73
abe Adam, Frank Electric Co.	53	Guth, Edwin F. Company	26	abe Pittsburgh Plate Glass Company	42-73-231
a Adams-Rite Mfg. Co.	206	Hager, C. & Sons Hinge Mfg. Co.	56	a Pittsburgh Reflector Company	217
a Adams & Westlake Company	59	ae Hart & Hegeman Division	162	a Portland Cement Association	54
Aerofin Corporation	66	ae Hauserman, E. F. Company	220-221	a Powers Regulator Company	2-3
Alan Wood Steel Company	22	Haws Drinking Faucet Co.	250	a Pyle-National Company	233
a Allghony Ludlum Steel Corp.	205	ae Haynes Products Co.	252	a Republic Steel Corporation	50-235-243
a Aluminum Company of America	43	ae Hendrick Manufacturing Co.	248	abe Revere Copper & Brass, Inc.	68
a Aluminum Window Manufacturers Assn.	254	a Herring-Hall-Marvin Safe Co.	236	a Reynolds Metal Company	83-89
ae American Abrasive Metals Co.	168	a Hilliard Sales Companies	256	a Reynolds Metals Co.—Aluminum Division	180
a American Brass Company	61	Holophane Company, Inc.	33	ab Richmond Radiator Company	83
American Hardware Corp.	250	Home Owners Catalogs	228	Roberson, L. N. Company	234
American Steel & Wire Co.	63	a Hood Rubber Co.	164	ae Robertson, H. H. Co.	219
a American Tile & Rubber Company	188	a Horn Brothers Co.	194	ab Roddis Plywood Corporation	216
a Anaconda Copper Mining Co.	61	abe Hunter Fan & Ventilating Co., Inc.	238	a Rohm & Haas Company	81
Anthracite Institute	261	a Imperial Brass Mfg. Co.	14	a Rotary Lift Co.	242
Architectural Record	214-215	Infra Insulation, Inc.	196	ae Ruberoid Co.	90
a Armo Steel Corporation	189	abe Inland Steel Products Co.	72	ab Russell, F. C. Company	264
ae Armstrong Cork Company	37-38	ab Insulle Division	17	Russell & Erwin Division	250
ae Arrow-Hart & Hegeman Electric Co.	162	a International Business Machines Corp.	257	ae Rust-Oleum Corporation	160
ab Bell & Gossell Company	161	International Nickel Company, Inc.	251	a Sanytel Products Co., Inc.	79
Benjamin Electric Mfg. Co.	242	a Jackson & Church Co.	232	Sarcotherm Controls, Inc.	47
Bergen Cabinet Co.	198	Jenkins Bros.	177	Schieber Mfg. Co.	238
a Bethlehem Steel Company	78	ae Johns-Manville	64	Schlage Lock Company	23
a Blank, Frederic & Co., Inc.	191	Johnson Service Company	21	b Schundler, F. E. & Co., Inc.	232
Books	224-256-262-263	ae Josam Manufacturing Co.	181	a Seaport Metals, Inc.	34
e Bradley Washfountain Co.	186	ae Keesbey & Maitson Company	201	a Sedgwick Machine Works	178
a Brasco Manufacturing Co.	75	Kennebec, Inc.	246	ab Servel, Inc.	86-87
ab Bruce, E. L. Co.	48-49	a Kennedy, David E., Inc.	55	Sexauer & Lemke Inc.	20
ab Bulldog Electric Products Co.	39	ab Kewanee Boiler Corporation	255	ae Sloan Valve Company	4th Cover
ae Burt Mfg. Co.	260	Kewaunee Mfg. Co.	172	Sloane-Blabon Corporation	29
Byers, A. M. Co.	4	ae Kinnear Manufacturing Co.	182	Smith, Alexander-C. H. Masland	85
ab Cabot, Samuel, Inc.	170	a Knapp Bros. Mfg. Co.	19	Smithcraft Lighting Division	213
California Stucco Products of N. E., Inc.	187	a L.C.N. Closers, Inc.	163	Soss Manufacturing Co.	230
a Cambridge Tile Mfg. Co.	27	Lees, James & Sons Company	58	Southwest Air Conditioning Exposition	206
Case, W. A. & Son Mfg. Co.	3rd Cover	abe Libbey-Owens-Ford Glass Co.	218-244	a Speakman Company	226
ab Ceco Steel Products Corp.	36	Liberty Mirror Division	244	abe Stanley Works	62
abe Celotex Corporation	167	Lilacontrol Corporation	237	Statement of Ownership	258
a Century Lighting, Inc.	183	Logan Engineering Co.	65	ae Taylor, Halsey W. Co.	232
Chicago Hardware Co.	208	Lone Star Cement Corp.	246	ab Thrush, H. A. & Company	225
abe Church, C. F. Mfg. Co.	267	Luria Engineering Corp.	259	abe Tile-Tex Division	241
ae Colorado Fuel & Iron Corp.	252	a Macomber, Incorporated	80	Timber Engineering Co.	248
a Columbia Mills, Inc.	82	ae Mahon, R. C. Co.	41	ae Timber Structures, Inc.	252
Combustion Equipment Division	202	Marlo Coil Co.	60	Titus Mfg. Corp.	230
ab Connor Lumber & Land Co.	260	a Medart, Fred Products, Inc.	45	Todd Shipyards Corp.	202
Connor, W. B. Engineering Corp.	249	a Medusa Portland Cement Co.	185	ab Trade-Wind Motorfans, Inc.	236
Corning Glass Works	253	Michaels Art Bronze Co., Inc.	24	abe Trane Company	179
b Crane Co.	88	Miller Company	203	a Trinity Portland Cement Division	158
a Curtis Companies Service Bureau	193	ae Mills Company	77	ae Trumbull Electric Mfg. Co.	223
a Cutler Mail Chute Co.	256	ab Milwaukee Stamping Co.	190	abe Truscon Steel Company	235
a Day-Brite Lighting, Inc.	197	Minneapolis-Honeywell Control Systems Co.	31	Truss Door Division	246
abe Detroit Steel Products Company	199	ab Minnesota & Ontario Paper Co.	17	a Tuttle & Bailey, Inc.	69
ae Dravo Corporation	250	a Minwax Company, Inc.	202	a United States Gypsum	247
ae Du Pont, E. I., de Nemours & Co.	240	ae Mitchell Manufacturing Co.	175	ab United States Plywood Corp.	44-227
a Durisol, Inc.	174	ae Modine Mfg. Co.	173	ae United States Steel Corporation Subsidiaries	63-74-229
Eagle Pencil Company	13	ae Moulding, Thos. Floor Mfg. Co.	236	a Universal Atlas Cement Co.	229
Edwards Co., Inc.	40	ab Natcor Store Fronts	264	a Van Range, John Co.	184
Elevator Safety Corporation	8	a National Gypsum Company	46	a Vermont Marble Co.	192
a Elkhart Brass Mfg. Co., Inc.	234	National Sanitary Supply Assoc.	244	ae Wakefield, F. W. Brass Company	76
a Ellison Bronze Co.	156	National Tube Company	74	ae Walworth Valves & Fittings	155
Employment Opportunities	240-242	e Nelson, Herman Corporation	207	ae Webster, Warren & Co.	208
Faber, A. W. Castell Pencil Co., Inc.	260	Neo-Ray Products, Inc.	25	a Weis, Henry Mfg. Co.	28
Fairbanks, Morse & Co.	35	ae Norton Company	239	West-Dempster Co.	248
e Fedders-Gulgan Corporation	258	Ohio Hydrate & Supply Co.	204	abe Westinghouse Electric Corp.	6-7-246
Federal Seaboard Terra Cotta Corp.	195	ae Okonite Company	268	a Westinghouse Electric Corp.—Elevator Div.	70-71
a Fiske, J. W. Iron Works	244	ae Otis Elevator Company	165	Weyerhaeuser Sales Company	210-211
a Fitzgibbons Boiler Company	264	ae Owens-Corning Fiberglas Corp.	84-209	ae Wheeling Corrugating Co.	67
abe Flinkote Company	2nd Cover-241	ae Owens-Illinois Glass Co.	265	ae Wickwire Spencer Steel Div.	252
abe Flynn, Michael Manufacturing Co.	222	Ozalid Division	1	Wilmot Castle Company	245
a Follansbee Steel Corp.	171	Parkwood Corporation	234	ae Wing, L. J. Mfg. Co.	166
Frick Company	254			a Worthington Pump & Machinery Corp.	52
Gallaher Co.	200			a Wright Manufacturing Co.	18
General Aniline & Film Corp.	1			ae York Corporation	212
General Controls	238			a Young Radiator Co.	204
ae General Electric Co.—Apparatus Dept.	57			abe Zonolite Company	254
General Electric Co.—Lamps	51				
a General Portland Cement Co.	158				
a Globe Hoist Company	200				
a Goodrich, B. F. Co.	164				
ae Grasselli Chemicals Dept.	240				

NEW YORK—H. Judd Payne, Publishing Director; Robert F. Marshall, Business Manager; Tom Tredwell, Advertising Mgr.; Benton B. Orwig, Creative Service Manager; M. A. Murphy, Advertising Production Manager, 119 West 40th Street; BOSTON—Harry M. Horn, Jr., 855 Park Square Bldg., CHICAGO—C. B. Riemersma, Robert T. Franden, John M. Cogan, 700 Merchandise Mart; CLEVELAND—John C. Jackson, David K. Bortz, 321 Hanna Bldg.; DALLAS—O. O. Paulsell, 412 Construction Bldg.; LOS ANGELES—Bob Wettstein, 672 South Lafayette Park Place; PHILADELPHIA—Tom Tredwell, 1321 Arch St.; PORTLAND—Bob Wettstein, 907 Terminal Sales Bldg.; SAN FRANCISCO—Bob Wettstein, 1003 TWA Bldg., 240 Stockton St.

NOW!


One PIPE INSULATION COVERS TEMPERATURES FROM

200°F. to 1200°F.


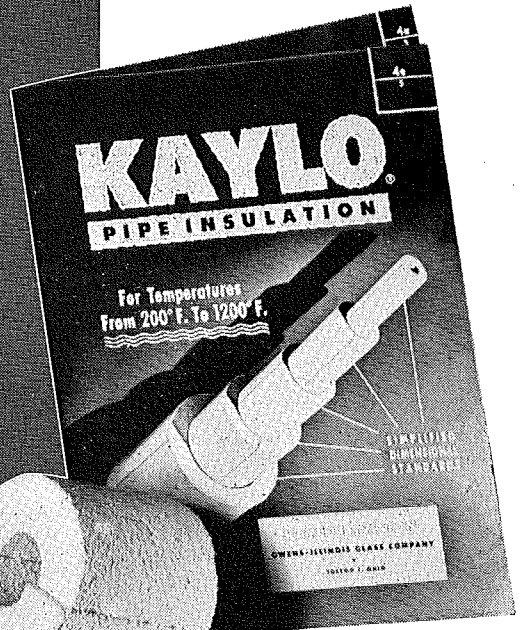
KAYLO[®] PIPE INSULATION

Here's a real advance in pipe insulation you should know about—the broad adaptability of Kaylo Pipe Insulation in serving a 1000° range of temperature requirements. To get a Kaylo Pipe Insulation sample and descriptive folder, fill in and send the coupon below. These are some of the reasons you'll be interested:

- Kaylo Pipe Insulation offers remarkable efficiency from 200° up through 1200°. It withstands effects of vapor and water.
- Simplified Dimensional Standards of thicknesses and diameters allow snug-fitting nesting of successive layers, when necessary—simplify installation and permit minimum inventories.
- Easy to handle and apply, this strong, lightweight insulation can be cut, scored and sawed with standard tools.
- The experiences of varied industries with millions of feet of Kaylo Pipe Insulation attest to its wide-range efficiency and long service capacity.



Kaylo Pipe Insulation is available in nominal thicknesses from 1 to 3 inches in 36-in. sections, for pipe sizes from 1/2 inch to 12 inches. Kaylo Insulation is also available in block and lagging form.



MAIL COUPON FOR KAYLO PIPE INSULATION SAMPLE AND DESCRIPTIVE FOLDER

This new folder tells you all about Kaylo Pipe Insulation—the available sizes and recommended thicknesses for various temperatures; physical characteristics; efficiencies, and heat losses.

OWENS-ILLINOIS GLASS COMPANY

Kaylo Division Toledo 1, Ohio

SALES OFFICES AT:

Atlanta	Cincinnati	Philadelphia
Boston	Dallas	St. Louis
Buffalo	Minneapolis	Toledo
Chicago	New York	Washington

Owens-Illinois Glass Company — Kaylo Division Dept. F-406, Toledo 1, Ohio

Gentlemen: Please send me a Kaylo Pipe Insulation sample and descriptive folder.


NAME.....

FIRM.....

ADDRESS.....

CITY.....STATE.....

Specify a **RUSCO**
porch enclosure when
designing alterations on
a budget!



Converts any
porch into a
beautiful, livable,
year 'round room . . .



Costs About 1/3 As Much As Usual Building Costs
Enhances The Appearance Of Any Home—
Gives All-weather Comfort And Protection—
Permits Wide Variation Of Interior Treatment

A Rusco Porch Enclosure combines screens, vertically sliding glass panels, weather stripping and matching steel combination screen and storm doors.

Glass panels are easily removed from inside for cleaning. Screen panels stay in place the year 'round. Frames and doors are all-welded, finest quality, tubular, hot-dipped galvanized Armco Ingot Iron Zincgrip, Bond-erized for perfect paint adherence and finished with durable, baked-on, outdoor enamel.

The patented Thermolok* Closure Frame makes alignment and installation easy—automatically adjusts for expansion and contraction. Rusco Porch Enclosure design and construction permits perfect, permanent, weatherproof fit . . . unobstructed visibility and ventilation . . . for any size or type porch.

For detailed information call the nearest
RUSCO dealer or write direct



AN F.C. RUSSELL CO. PRODUCT
WARRANTY OF BEYOND OF WHAT
Guaranteed by
Good Housekeeping
*NOT AS ADVERTISED THEREIN

THE F. C. RUSSELL COMPANY

DEPARTMENT 1-AR119 • CLEVELAND 1, OHIO

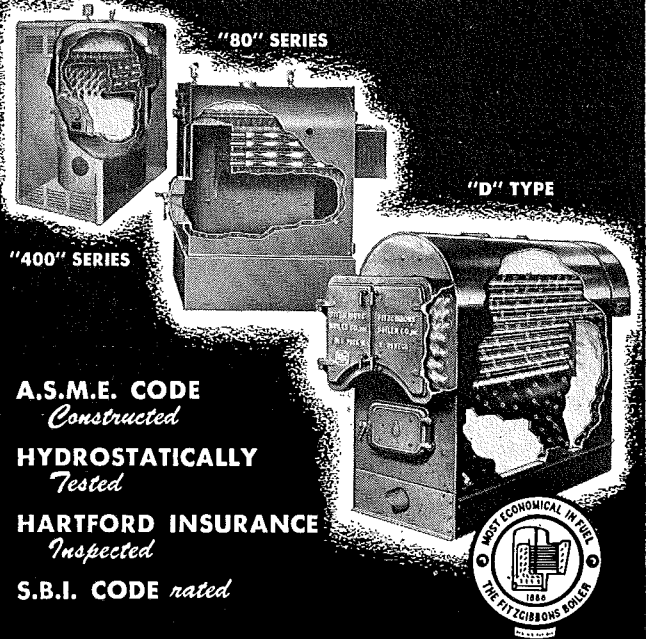
World's Largest Manufacturer of Combination Windows

©TFCRC

*T.M. REG. APP. FOR

FITZGIBBONS

For 63 years, the right name in
STEEL BOILER HEAT



A.S.M.E. CODE
Constructed

HYDROSTATICALLY
Tested


HARTFORD INSURANCE
Inspected

S.B.I. CODE *rated*

Fitzgibbons Boiler Company, Inc. 101 PARK AVE. NEW YORK 17, N. Y.

METAL FOR STORE FRONTS
FULLY EXTRUDED
ALUMILITED ALUMINUM

latecor



SEE OUR
CATALOG IN
SWEET'S

FOR DETAILS WRITE

latecor **STORE FRONTS**
PROVIDENCE 9
RHODE ISLAND

Marcel Breuer: Architect and Designer

by Peter Blake


This fascinating life story of the great contemporary architect, Marcel Breuer, is that rare publishing achievement — a biography which captures wholly the essence and spirit of its subject.

It is a book that will strike a responsive chord in the heart of every architect and designer; it is a book that will instruct, charm and inspire you, and one which you will be proud to display on your library shelf.

Peter Blake, author of the book and Curator of Architecture and Design for the Modern Museum of Art, has drawn heavily on actual reproductions of Breuer's work to explain in terms more graphic than words the architect's growth and development. To many, this visual treatment alone will be worth many times the modest price of the book.

\$4.00

196 illustrations
128 pages
8½ x 11
stiff cloth
binding.




The Last Lath

by Alan Dunn

"If these cartoons don't strike you as funny, then you've never built a house, or even lived in one." — San Francisco Chronicle.

"If a housewarming present is puzzling you, this is the answer." — New York Herald Tribune.



An album of 152 cartoons. For many years the readers of ARCHITECTURAL RECORD have laughed at the sly and intimate cartoons of Alan Dunn. "The Last Lath" is a selection of 152 of his cartoons on architecture, building and real estate. 96 pages, 8 x 10, with a black and yellow picture jacket. \$2.50.

Book Department, ARCHITECTURAL RECORD
119 West 40th Street, New York 18, N. Y.

You may send me the following books:

TITLE	PRICE	COPIES	TOTAL
Marcel Breuer: Architect and Designer	\$ 4.00
Planning Stores That Pay	15.00
Time-Saver Standards	12.00
Hospital Planning	15.00
The Last Lath	2.50
Restoration of Colonial Williamsburg	2.50
Other books available:			
Architectural Graphic Standards by Ramsey and Sleeper	\$ 6.50
Simplified Engineering for Architects and Builders by Harry Parker	3.25
Engineering Contracts and Specifications by Robert W. Abbett	3.75
Architectural Specifications by Harold Sleeper	12.00
Architects and Builders Handbook by Frank Kidder and Harry Parker	8.50
Radiant Heating (revised) by T. Napier Adlam	6.00
The House for You by Catherine and Harold Sleeper	5.00
Genius and the Mobocracy by Frank Lloyd Wright	5.00
New Ways of Building Edited by Eric de Maré	6.50
Book of Interior Decorating by Marie Derieux and Isabelle Stevenson	6.95
Architectural Practice by Clinton H. Cowgill and Fred N. Severud	12.00
Apartment Houses by Joseph H. Abel	10.00

Plus 2% sales tax for delivery in New York City

I inclose \$..... TOTAL

Name

Address

City..... ZONE STATE

The Restoration of Colonial Williamsburg

The Greatest Adventure Story in the Annals of Architecture

How architects trained in Egyptian archeology forced the secrets of the sumptuous lost capital of Colonial Virginia . . . discovered "this incomparable monument to early American history and art" . . . and reconverted it into a going community!

The modern Mecca for Americans is pictured with 125 illustrations, including a portfolio of radiant photographs by F. S. Lincoln. This celebrated 104-page reprint, 9 x 12, bound in heavy cloth, is now available at the mass production price of \$2.50.

Use this coupon . . . Today! ➔

★ ★

This Year... Give Books!

★

FOR the client or business associate, for the professional friend or relative who "has everything" . . . for the hard-to-please person . . . *books* are ideal gifts. Always in good taste; always welcome.

Books typify the personal interest and thoughtfulness you want to express subtly and graciously. And the selections described below are particularly apt for those whose interest in architecture parallels your own.


No pushing, shoving or standing in line to shop! Just select your books . . . then fill out and return the coupon.

Time-Saver Standards


ARCHITECTURAL RECORD'S monumental 10-year collection of basic data on architectural design, engineering data, materials technology and building practice. 277 complete "Time-Saver Standards" as selected month by month for publication from the masterworks of the nation's leading authorities.

Experience shows that a single item in "Time-Saver Standards" can save hundreds of dollars in economy construction and many hours of your own valuable time. Advantages are two edged: (1) "Time-Savers" to streamline the drudgery of the planning board and (2) "Standards" against which to check the work of designers, draftsmen, and specifications writers.

The wealth of basic data on 656 pages, with 1000-plus illustrations, is quickly and easily available via the 4-page Table of Contents . . . and the 12-page Index with its 1700 subject entries! \$12.00.



Planning Stores that Pay



by
Dr. Louis Parnes
A.I.A.

"Planning Stores That Pay" reveals the simple but scientific new techniques for deriving optimum store design from available financial data. Object: maximum per-dollar sales per square foot.

With this book architects can demonstrate to a store administrator, in his own language and figures, the economic soundness of their design, and thereby relieve his basic worry, and clear the way for greater freedom in the conception of decor.

"Planning Stores That Pay" with 500 photographs, diagrams, tables and charts is a huge compendium of live new case histories, rounded up from America's most dollar-minded stores and from the works of the most celebrated architects.

This basic and comprehensive new textbook is applicable to the replanning of the backlog of myriads of stores known to be architecturally obsolete. 300 pages, 8 $\frac{3}{8}$ x 11 $\frac{1}{4}$. 80-lb. coated stock. Heavy cloth binding. Detailed Table of Contents. Comprehensive Index. \$15.00.


Hospital Planning

by **Charles Butler, F.A.I.A.** and
Addison Erdman, A.I.A.

A complete, authoritative manual, featuring the new and unprecedented facilities demanded by advanced techniques in hospitalization.


Hundreds of case histories covering the most striking features of 51 modern hospitals and the work of 30 celebrated architects — posing actual problems and showing how they were solved.

266 illustrations: 32 photographs, 11 site plans, 187 floor plans, and 38 special unit plans of rooms, wards, departments and construction details. 232 pages, 8 $\frac{1}{2}$ x 11. Stiff cloth binding. Comprehensive Index. \$15.00.




Show your Clients these **3** modern Automatic Anthracite Heating Units

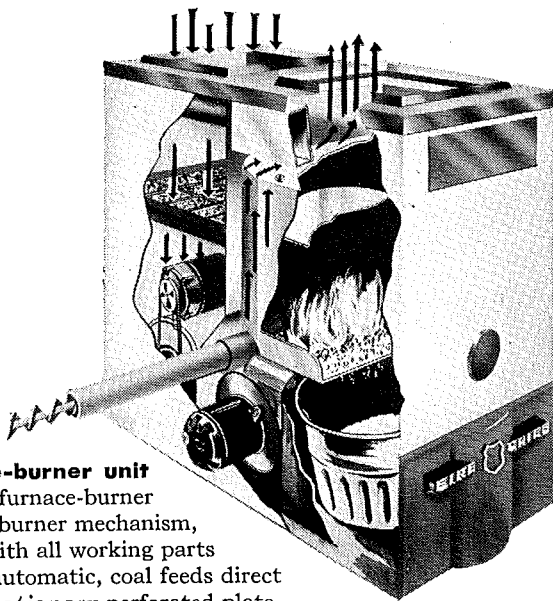
They save up to **52%** annually on fuel bills



◀ **1. Automatic Anthracite Stokers—**
 Installed in an existing boiler or furnace, or in new houses, automatic hard coal stokers deliver *plenty* of heat quickly . . . save up to 52% on fuel bills . . . eliminate fuel worries.



2. The Revolutionary Anthratube—saves on fuel bills . . . its proved efficiency is over 80%. This scientifically engineered boiler-burner unit, with "Whirling Heat" and other revolutionary features, produces quicker response, superior performance than units using other types of fuel. Fully automatic.



3. Anthra-Flo furnace-burner unit
 —An entirely new type furnace-burner which features a simple burner mechanism, attached by two bolts with all working parts easily accessible. Fully automatic, coal feeds direct from bin across single *stationary* perforated plate . . . ashes discharge by gravity into container within unit. Available for steam, hot-water and warm-air heating systems.

TODAY YOU CAN OFFER YOUR CLIENTS *modern* automatic heat with Anthracite equipment.

You can show your clients how to save money . . . as much as \$100 to \$200 every year and yet have *plenty of heat—clean heat—even heat*—and no worry about future supplies or deliveries.

For complete information about (1) new anthracite stokers (2) revolutionary Anthratube or (3) Anthra-Flo, just fill in and return the coupon below.



ANTHRACITE INSTITUTE
 101 Park Avenue • New York 17, New York

ANTHRACITE INSTITUTE
 101 Park Ave., Dept. 11-B, New York 17, N. Y.

Please send me more information on

1. New Anthracite Stokers
2. Revolutionary Anthratube
3. Anthra-Flo furnace-burner unit

Name _____

Address _____

City _____ Zone _____ State _____

PLEASE PRINT

CASTELL



**World's
Finest
DRAWING
PENCIL**

18 degrees 7B to 9H

Still at

Pre-war Price

15¢ ... less in quantity

A NAME FAMOUS

SINCE 1761

AW FABER-CASTELL
PENCIL COMPANY INC., NEWARK 4, N.J.

CONNOR

Forest Products Since 1872

**"LAYTITE"
MAPLE FLOORING**

MFMA Specifications

The World's Finest — Bar None

Write For Illustrated 75th Anniversary Booklet

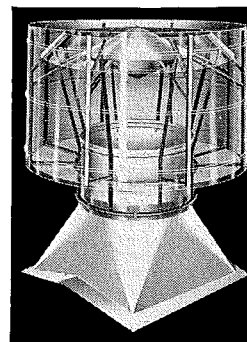
**CONNOR LUMBER AND
LAND COMPANY**

PHONE No. 3

Marshfield, Wisconsin P. O. Box 112-R

Behind the Mills — The Connor Timber Stands

THERE'S NO PANACEA FOR VENTILATING ILLS



Burt

Free-Flow

Burt engineers learned long ago that no one type of ventilator is efficient for all installations. Even the same building, when used for the manufacture of another product, may require ventilating changes. That's why the Burt line includes a type and size for every need — why Burt's 50-year experience is an important consideration in selecting *your* ventilating equipment.


THE BURT MFG. CO.

ROOF VENTILATORS • OIL FILTERS
EXHAUST HEADS

48 E. South Street, Akron 11, Ohio, U.S.A.

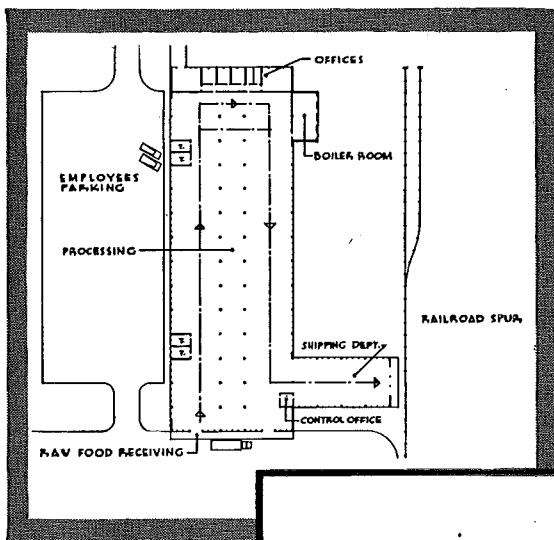
SEND
FOR CATALOGS

Burt Engineers
are glad to
help on plans




Industry needs more low-cost plants like this!

and the industrial architect can serve more clients
 —by planning new construction around STANDARD BUILDINGS by LURIA



Plan of processing plant is designed around these four Luria units — all with 40-foot spans. The two large units, with eave heights of 12 and 20 feet, are joined by a 20-foot wide lean-to.



STANDARD BUILDINGS

BY

LURIA

Luria buildings are available now—with clear spans of 40 to 100 feet, eave heights of 12 to 20 feet and any desired length in increments of 20 feet.

Industrial housing needs are greater today than ever before. New industries want to build, old ones want to expand or decentralize. Nearly all are following the current trend to one-story buildings—and nearly all are faced with the problem of high building costs.

For a practical solution to this problem, more and more architects are designing around Standard Buildings by Luria. These *permanent*, one-story structures have saved many companies up to 30% on their building costs. Moreover, they are easy to erect, economical to maintain, and *available now!*


Far from limiting the imagination of the architect, Luria buildings actually create new opportunities for design, and widen the circle of his prospective clients. For here is a new and flexible medium to work with, offering the architect a wide choice of collateral materials, optional features and multiple arrangements.

And Luria buildings are by no means confined to industry. Shopping centers, schools, bus terminals, churches — these are just a few of the hundreds of applications where Luria buildings offer all the cost-saving advantages of standardization, yet give the widest possible architectural freedom. For information on the complete Luria line, send for our new, 20-page catalog.

LURIA ENGINEERING CORPORATION, Dept. D30
 500 Fifth Ave., New York 18, N. Y.

Gentlemen: Please send me a copy of your new catalog (AIA File 141).

NAME.....
 COMPANY.....
 ADDRESS.....
 CITY.....STATE.....



A GREAT NAME SINCE 1896

Proved By Performance

● Architects, contractors and building owners approve the compact size, quiet operation and simple installation of Fedders Electric Water Coolers. The world-wide performance record of thousands of Fedders-built Electric Water Coolers speaks for itself.

Available in Bubbler and Bottle types to suit your requirements.

Write for catalog

FEDDERS-QUIGAN CORPORATION
BUFFALO 7, N. Y.

STATEMENT OF THE OWNERSHIP, MANAGEMENT, CIRCULATION, ETC., REQUIRED BY THE ACT OF CONGRESS OF AUGUST 24, 1912, AS AMENDED BY THE ACTS OF MARCH 3, 1933, AND JULY 2, 1946

OF ARCHITECTURAL RECORD, combined with American Architect & Architecture, published monthly at Concord, New Hampshire, for October 1, 1949.

State of New York, County of New York } ss.

Before me, a Notary Public, in and for the State and county aforesaid, personally appeared H. Judd Payne, who, having been duly sworn according to law, deposes and says that he is the Publishing Director of the Architectural Record, combined with American Architect & Architecture, and that the following is, to the best of his knowledge and belief, a true statement of the ownership, management, etc., of the aforesaid publication for the date shown in the above caption, required by the act of August 24, 1912, as amended by the acts of March 3, 1933, and July 2, 1946.

1. That the names and addresses of the publisher, editor, managing editor, and business managers are:

Publisher, F. W. Dodge Corp., 119 West 40 Street, New York 18, N. Y.; Editor, Harold D. Hauf, 119 West 40 Street, New York 18, N. Y.; Managing Editor, Emerson Goble, 119 West 40 Street, New York 18, N. Y.; Business Manager, Robert F. Marshall, 119 West 40 Street, New York 18, N. Y.

2. That the owner is: (If owned by a corporation, its name and address must be stated and also immediately thereunder the names and addresses of stockholders owning or holding one per cent or more of total amount of stock. If not owned by a corporation, the names and addresses of the individual owners must be given. If owned by a firm, company, or other unincorporated concern, its name and address, as well as those of each individual member, must be given.)

F. W. Dodge Corp., 119 West 40 Street, New York 18, N. Y.

Names and Addresses of Stockholders Owning or Holding One Per Cent (1%) or More of Total Amount of F. W. Dodge Corporation Stock at August 26, 1949:

Paul Abbott, c/o Irving Trust Co., 1 Wall St., New York, New York; Dana T. Ackery, 15 Broad St., New York, New York; May Gibson Baker, Apt. D-5, 35-34 84th Street, Jackson Heights, L. I., New York; Howard J. Barringer, 49 Lawrence Lane, Bay Shore, New York; Alan R. Breed, 15 Broad Street, New York 5, New York; James McV. Breed, 15 Broad Street, New York, New York; William C. Breed, Jr., 15 Broad Street, New York 5, New York; Mary F. Broadwell, 423 West 120th Street, New York, New York; Dwyer & Company, 22 William Street, New York, New York; Eddy & Company, P.O. Box 706, Church Street Annex, New York, New York; C. A. England & Company, 165 Broadway, New York, New York; Sumner Ford, 15 Broad Street, New York, New York; Sumner Ford and Underwriters Trust Company, Trustees, c/o Trust Department, 50 Broadway, New York, New York; Irving W. Hadsell, 119 West 40th Street, New York, New York; Thomas S. Holden, 119 West 40th Street, New York, New York; Laura Morgan Jackson, "Stonewalls," Ridgefield, Connecticut; Frances M. McIntosh, 524 Fifth Avenue, New York 18, New York; George W. Morgan, 90 Broad Street, New York 4, New York; Gerald D. Morgan, 5509 Edgemoor Lane, Bethesda, Maryland; Helen D. Morgan, 399 Park Avenue, New York, New York; T. Oliver Morgan, 25 Ridge Croft Road, Bronxville, New York; T. Oliver Morgan, Trustee, 25 Ridge Croft Road, Bronxville, New York; Cordelia Dana Nash, Apt. 15 B, 60 East 96th Street, New York, New York; Minnie C. Ort, Port Murray, R. D., New Jersey; George H. Partridge, 9 Towers East, Bronxville, New York; Jane A. Pratt, c/o Manufacturers Trust Company, 741 5th Avenue, New York, N. Y.; William J. Quinn, 15 Broad Street, New York, New York; John J. Traynor, Trustee, 15 Broad Street, New York 5, New York; Marcus Wayne, 2489 Overlook Road, Cleveland Heights, Ohio; H. A. Whitten & Company, 165 Broadway, New York, New York; Chauncey L. Williams, 119 West 40th Street, New York, New York; Helen Morgan Young, 71 Summit Avenue, Bronxville, New York.


3. That the known bondholders, mortgagees, and other security holders owning or holding 1 per cent or more of total amount of bonds, mortgages, or other securities are: NONE.

4. That the two paragraphs next above, giving the names of the owners, stockholders, and security holders, if any, contain not only the list of stockholders and security holders as they appear upon the books of the company but also, in cases where the stockholder or security holder appears upon the books of the company as trustee or in any other fiduciary relation, the name of the person or corporation for whom such trustee is acting, is given; also that the said two paragraphs contain statements embracing affiant's full knowledge and belief as to the circumstances under which stockholders and security holders who do not appear upon the books of the company as trustees, hold stock and securities in a capacity other than that of a bona fide owner; and this affiant has no reason to believe that any other person, association, or corporation has any interest direct or indirect in the said stock, bonds, or other securities than as so stated by him.


H. JUDD PAYNE,
Publishing Director.

Sworn to and subscribed before me this 29th day of September, 1949. (SEAL) IDA A. PETERSON, Notary Public in the State of New York. Appointed for Westchester County, New York County Clerk's No. 545. Commission expires March 30, 1951.

WHAT MAKES A BUILDING OUTSTANDING?



The A. B. Hirschfeld Press,
Denver, Colorado




Ford Motor Company,
Ypsilanti, Michigan


Fine architecture, sound construction, well-planned interior design, and internal services, such as elevators and air conditioning, promote a building's reputation. Yes! and IBM Electric Time Systems!

The new IBM Time System with Electronic Self-regulation is installed in the outstanding new buildings pictured here, and in hundreds of others—old and new—the country over. It is the great advance in time control which utilizes electronic principles to assure uniform time on clocks, recorders, and signals—to the second. No special clock wiring is needed.

Investigate this economical, flexible time system today. Call or write the local IBM office (or the address below) for information on this equipment and other IBM Electronic Business Machines.



Administration Building, Imeson Airport,
Jacksonville, Florida




The Dallas Morning News,
Dallas, Texas

IBM

INTERNATIONAL BUSINESS MACHINES CORPORATION
World Headquarters Bldg., 590 Madison Ave., New York 22, N. Y.

As specified



"HANDLE WITH *Hillyard* CARE"

The floor is down, and it looks great. Everybody's happy--architect, contractor and client.

But don't stop there! Without proper care, that same floor will be scarred, pitted, checked or choked with dirt in a pitifully short time.


What is "Proper Care"? Ask any architect who has specified HILLYARD Care . . . or talk just once with a Hillyard "Maintainer". Either one of them can explain in a few minutes how the Hillyard plan *never gives floor troubles a chance to get started!*

Take Time to investigate Hillyard Care now. We'll be glad to send you a complete catalog of products and give you the name of your nearest Hillyard "Maintainer". And remember—write for your Hillyard AIA Specification File *Today*.

FREE!

HILLYARD'S AIA SPECIFICATION FILE—

Gives clear, concise specifications for every type of flooring—proper treatments for new and old floors.



SEND FOR YOUR FILE TODAY!




ST. JOSEPH, MISSOURI

Branches in Principal Cities

John Hancock
Life Ins. Co. Building
Boston, Mass.

Cram & Ferguson
Architects —
Engineers



Equipped with Cutler Mail Chutes

ESTABLISHED 1883

Cutler Mail Chute Co
ROCHESTER 7, N. Y.

PREFABRICATION IN BUILDING

By RICHARD SHEPPARD, F.R.I.B.A.

This book examines the development of prefabrication in England, America and elsewhere, and analyzes in detail the various systems—some commercial and some merely experimental—which have so far been used. It considers the important relationship between prefabrication and the industrial and economic background in various countries and outlines the changes that prefabrication is bringing about in building procedure.

No builder or architect who is seeking ways to economize on house construction can afford to miss this valuable guide—148 pages printed in large clear type on heavy coated paper, well indexed and illustrated with 163 excellent photographs and diagrams. \$5.50 per copy.

Book Department, ARCHITECTURAL RECORD
119 West 40th Street, New York 18, N. Y.

I enclose \$..... Send me..... copy(s) of "PREFABRICATION IN BUILDING," by Richard Sheppard at \$5.50 per copy. (Add 2% Sales Tax for New York City delivery—\$5.61 in all)

Name.....

Address.....

City..... Zone..... State.....

IF "OLD FAITHFUL" ever runs out of Hot Water
there's always a KEWANEE

TABASCO[®]

ALL-WELD Steel
WATER HEATER
for hand fired coal


For years Tabasco Water Heaters have played the role of "Old Faithful" for countless hotels, hospitals, apartments where a constant supply of hot water is a "must." But in contrast to "Old Faithful" . . . which delivers hot water at intervals of 60 minutes . . . Tabasco Heaters deliver hot water continuously, every minute, all around the clock.

**A Direct Hot Water Heater
for Hand Firing**

Built of steel plate, a Tabasco can take abuse. Hydrostatically tested at 150 lbs., for water working pressures up to 100 pounds, it withstands high pressures from any city water mains.

**5 Sizes . . . 165 to 700 gals.
per hour . . . 50° rise**

There's nothing to get out of order so repairs are NIL. Boiler size door makes firing easy with a man-size scoop shovel. Front ash door provides easy access for cleaning out ashes.



KEWANEE BOILER CORPORATION

BOILERMAKERS 80 YEARS KEWANEE, ILLINOIS
Branches in 60 Cities — Eastern District Office: 40 West 40th Street, New York City 18

Division of AMERICAN RADIATOR & Standard Sanitary CORPORATION

Serving home and industry

AMERICAN-STANDARD • AMERICAN BLOWER • CHURCH SEATS • DETROIT LUBRICATOR • KEWANEE BOILER • ROSS HEATER • TONAWANDA IRON



New Bond Store Air Conditioned throughout with Frick Refrigeration

This Bond Clothing Store at Reading, Penna., is the newest in a chain of 68. Remarkable for its super-modern design and appointments, the store is kept cool in hot weather with three Frick NEW "ECLIPSE" refrigerating machines.




The Whole Building is Air Conditioned

Whether you need an air conditioning, refrigerating or ice making system, you can buy it in any commercial or industrial size from



Also Builders of Power Farming and Sawmill Machinery

NEW "ECLIPSE" Compressors at Bond Clothing Store, Reading, Penna.



**LOWEST COST
ACOUSTICAL TREATMENT
BONDS TO ANY CLEAN SURFACE**



Now you can specify an efficient acoustical material which combines lowest cost with maximum fire protection, handsome appearance and exceptional ease of application. It is firesafe *Zonolite* Acoustical Plastic*.

Applied like ordinary plaster, it bonds to any clean, firm, water-resistant surface including concrete, masonry, or plaster—curved, irregular or flat. There's no furring, lathing, cutting or fitting—no unsightly seams to catch dirt.

Because of these and other cost-cutting factors, *Zonolite Acoustical Plastic* can often be used where other acoustical treatments would be out of the question. But, why not have complete data in your files? Write today to Dept. AR-119.

ZONOLITE COMPANY

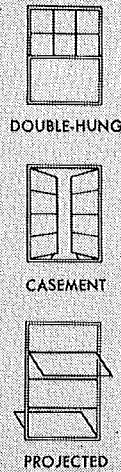
Dept. AR-119, 135 S. La Salle Street, Chicago 3, Ill.

**Zonolite is a registered trademark.*

**Insist
on this
Seal...**



**when you specify
ALUMINUM
WINDOWS**




This seal assures windows that, when tested by the independent Pittsburgh Testing Laboratory, meet the A.W.M.A. quality specifications for materials, construction, strength of sections, and minimum air infiltration requirements.

For complete specs covering "Quality-Approved" aluminum windows—double-hung, casement and projected—and names of approved manufacturers, consult Sweet's or write to the address below, Dept. R.

ALUMINUM WINDOW MANUFACTURERS ASSOCIATION
209 Cedar Avenue, Takoma Park, Washington 12, D. C.

SOMETHING NEW IN HIGH LEVEL ILLUMINATION!



"FOTA-LITE" with louvers sealed in thin smooth glass, gives you a clean, dust-tight installation

"FOTA-LITE," Corning's newest lighting glass-ware, is designed for efficient high level illumination. Instead of bulky, hard to clean materials, you control light distribution with louvers sealed in a thin panel of glass. Thus, fixtures can be made shallower and dust-tight. The smooth surface of "Fota-Lite" can be wiped clean quickly. Original efficiency remains unimpaired.

Due to a cell size many times smaller than conventional louvering materials, this glass, in a fixture,

has the appearance of plain opal. However, light directed vertically passes almost unrestricted through the clear sections.

Strong, light in weight, free of warpage and available in standard or special patterns, "Fota-Lite" combines many advantages which radically improve louver panel lighting. It is also non-color selective, important in maintaining true color values. Ask for Bulletin LS-19.

LOUVERED GLASS FOR MODERN LIGHTING—A NEW LOUVERING MATERIAL



CORNING GLASS WORKS
Lighting Sales Department
Corning, New York

SALES OFFICES:
New York
Chicago
San Francisco

CORNING GLASS WORKS, DEPT. ARII, CORNING, N. Y.

Please send Bulletin LS-19, describing Fota-Lite.


NAME _____ TITLE _____

COMPANY _____

ADDRESS _____

CITY _____ ZONE _____ STATE _____

Your Guide



to modern Timber Construction

To supply you with working information about modern timber construction the forthcoming edition of Sweet's Architectural and Engineering files will contain an illustrated 8-page catalog of Timber Structures products of engineered wood. Extra copies are available without charge upon request.

Included are these subjects:

- Practices of glued lamination
- Cathedral arches
- Tudor arches and rigid frames
- Girders and columns
- Barrel arches
- Parallel chord trusses
- Bowstring trusses
- Portable bleachers

To get your copy of this guide to modern timber construction, see your nearest Timber Structures representative, or write directly to us.

TIMBER STRUCTURES, INC.

P.O. BOX 3782, PORTLAND 8, OREGON

Offices in Boise, Idaho; Eugene, Oregon; Lawrenceville, N.J.; Chicago; Dallas; New York; Seattle; Spokane

TIMBER STRUCTURES, INC. OF CALIFORNIA • Oakland and Sacramento
Local representatives coast to coast.

STOP *that* WATER with FORMULA #640

A clear liquid which penetrates deeply into masonry surfaces.

The hydrocarbon solvent evaporates, leaving the pores filled with a balanced formula of seven different waxes and resins.


See our catalogs in SWEET'S Architectural Files $\frac{9a}{9}$ and Engineering Files $\frac{4f}{3}$ under Waterproofing and Dampproofing.

WRITE OUR ENGINEERING DEPARTMENT for office test kit, technical data, or regarding any special problem

J. Wilbur Haynes, Engineer

HAYNES PRODUCTS CO.

4007 FARNAM STREET • OMAHA 3, NEBRASKA



REALOCK FENCE

... YOUR WATCHMAN OF STEEL

Here's a watchman of sturdy steel that will guard your property day and night against trespassing, arson, theft and other hazards.

Realock® Fence is made of steel wire, heavily galvanized. Tamper-proof, weather-resistant and non-climbable, Realock Fence provides maximum property protection when topped with barbed wire.

WRITE FOR FREE ESTIMATE



WICKWIRE SPENCER STEEL DIVISION
361 DELAWARE AVENUE • BUFFALO 2, NEW YORK

THE COLORADO FUEL AND IRON CORP.
CONTINENTAL OIL BUILDING • DENVER 2, COLORADO


THE CALIFORNIA WIRE CLOTH CORP.
1080-19TH AVENUE • OAKLAND 6, CALIFORNIA

BRANCHES & DISTRIBUTORS IN KEY CITIES EVERYWHERE


Everything your clients want in roofing - - including economy!

Under 6 acres of roof, New York's famous Metropolitan Museum of Art houses approximately a million treasures, reaching back through 5,000 years of history.


No wonder the Metropolitan wants the protection of Monel* Roofing Sheet! Their experience with this economical, corrosion-resistant Nickel Alloy goes back 13 years . . .



1 IN 1936, 120,000 square feet of Monel were used to replace faulty roofing parts at the Metropolitan. The old roof had pitted, eroded and fractured so badly that many priceless collections were endangered by leakage.




2 THIS IS ONE of the buildings which was partially repaired with MONEL. So satisfactory has been its performance during the last 13 years, that the entire roof is now being completed in Monel. Section of original roof still visible at left of scaffolding.


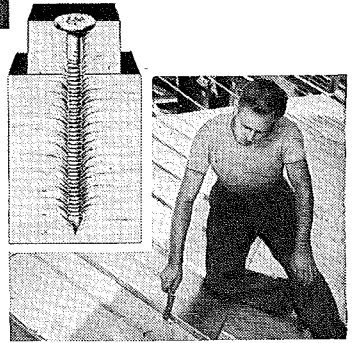


3 LOOKING DOWN at the new installation. Monel Roofing Sheet, which fabricates readily, has been used for siding, base and coping flashing, flat and standing seam roofing, skylight frames, fastenings, gutters and snow guards.


CHECKING MEASUREMENTS. With the exception of a patented type of skylight supplied by H. H. Robertson Co., Pittsburgh, Pa., all of the Monel sheet metal parts were prefabricated in the shop of Chrystie Cornice & Skylight Works, Inc., New York.



WORKER USES MONEL cleats and Monel "Anchorfast" nails to cleat down the prefabricated sections. (Inset) Note the annular grooves of the corrosion-resistant "Anchorfast" nail. These grooves give the hammer-driven "Anchorfast" the holding power of a screw.



6 CONTRACTOR EXAMINES adjustable Monel louver. Twice as rigid and strong as commonly-used materials, Monel permits thinner gauges to be used for standard roofing parts. Use of crimped Monel sheet for base flashings made possible elimination of expansion joints.



7 FINAL ADJUSTMENT of crimped, pre-formed Monel coping flashing. Strong, tough Monel resists stormy winds and heavy gusts that pry up flashings from masonry they are designed to protect. Through-wall and cap flashing at parapet base also Monel.

ARCHITECTS! Send for bulletin, Basic Application Data

MONEL
"For the Life of the Building"
THE INTERNATIONAL NICKEL COMPANY, INC.
New York 5, N. Y.
67 Wall Street

Architectural Section
The International Nickel Company, Inc.
67 Wall Street, New York 5, N. Y.

Please send me, without obligation, your bulletin that describes Monel Roofing Sheet's properties and characteristics, provides a sample specification wording and tells how to save money by reducing sheet metal thickness.

Name.....
Firm.....
Street.....
City.....Zone.....State.....

AR-11-49